

2014 ARIZONA SOFTBALL MEDIA GUIDE

QUICK FACTS

GENERAL INFORMATION

Location.....Tucson, Ariz.
Enrollment.....40,200
Nickname.....Wildcats
Colors.....Cardinal and Navy
Conference.....Pac-12
Home Field.....Hillenbrand Stadium (2,956)
President.....Ann Weaver Hart
Athletics Director.....Greg Byrne
Faculty Representative.....Jory Hancock
SWA/Senior Assoc. A.D.....Erica Barnes

COACHING STAFF

Head Coach.....**Mike Candrea**
Alma Mater.....Arizona State '78
Year at Arizona.....29th year
Division I Record.....1,343-322-2 (.806)
Record at Arizona.....Same
Phone.....(520) 621-4920
Associate Head Coach.....**Stacy Iveson**
Alma Mater.....Arizona '90
Year at Arizona.....10th year (96-01, 12-14)
Phone.....(520) 621-8208
Assistant Coach.....**Alicia Hollowell**
Alma Mater.....Arizona '06
Year at Arizona.....3rd year
Phone.....(520) 621-7527
Volunteer Assistant Coach.....**Caitlin Lowe**
Alma Mater.....Arizona '07
Year at Arizona.....2nd Year
Graduate Assistant Coach.....**Jessica Spigner**
Alma Mater.....Arizona '13
Years at Arizona.....2nd year
Director of Operations.....**Mark Blair**
Alma Mater.....UTEP '75
Year at Arizona.....2nd Year

2013 IN REVIEW

2013 Record.....33-26
2013 Pac-12 finish.....9-15 // 7th
2013 Postseason record.....1-2
Postseason finish.....College Station Regional (1-2)

2014 PREVIEW

All-Pac-12 Returnees

1st Team.....OF Hallie Wilson
2nd Team.....C Chelsea Goodacre
Position Starters Returning/Lost.....7/1
Pitchers Returning/Lost.....3/0
Letterwinners returning/Lost.....11/3

COMMUNICATIONS SERVICES

Communications Services Director.....Jeremy Sharpe
Softball Contact.....Danny Martinez
Email.....danny89@email.arizona.edu
Cell Phone.....(520) 409-1810
Media Relations Phone.....(520) 621-4163
Media Relations Fax.....(520) 621-2681
Media Relations Mailing Address
Danny Martinez
McKale Center, Room 106
University of Arizona
Tucson, AZ 85721-0096
Press Box Phone.....(520) 621-7496

WEBSITES

Athletics page.....www.arizonawildcats.com
University page.....www.arizona.edu
Athletics Facebook.....facebook.com/arizonaathletics
Softball Facebook.....facebook.com/arizonasoftball
Athletics Twitter.....twitter.com/azathletics
Softball Twitter.....twitter.com/ua_softball
Athletics YouTube.....youtube.com/arizonaathletics
Athletics YouTube.....youtube.com/arizonasoftball

2014 SCHEDULE

FEBRUARY

7.....Southern Mississippi.....6:00 p.m.
8.....Southern Mississippi.....2:00 p.m.
9.....Southern Mississippi.....11:00 a.m.
13.....Grand Canyon#.....4:00 p.m.
14.....New Mexico#.....4:00 p.m.
14.....Tennessee State#.....6:00 p.m.
15.....Georgia Tech#.....4:00 p.m.
15.....Alabama#.....6:00 p.m.
16.....Grand Canyon#.....1:00 p.m.
20.....Texas A&M\$.....3:30 p.m.
20.....Missouri\$.....6:00 p.m.
21.....Fresno State\$.....5:30 p.m.
21.....Nebraska\$.....8:00 p.m.
22.....UNLV\$.....12:30 p.m.
25.....UTEP.....6:00 p.m.
26.....UTEP.....3:00 p.m.
28.....Longwood~.....4:00 p.m.
28.....Valparaiso~.....6:00 p.m.

MARCH

1.....Texas-Arlington~.....4:00 p.m.
1.....Iowa~.....6:00 p.m.
2.....Indiana~.....1:00 p.m.
4.....Ball State.....4:00 p.m.
4.....Ball State.....6:00 p.m.
7.....Michigan^.....3:00 p.m.
7.....Wisconsin^.....5:30 p.m.
8.....@ Cal State Fullerton^.....3:00 p.m.
8.....Houston^.....8:00 p.m.
9.....San Jose State^.....11:30 a.m.
15.....@ UCLA* (P12).....12:00 p.m.
16.....@ UCLA* (P12).....12:00 p.m.
17.....@ UCLA* (P12).....5:00 p.m.
19.....@ UNLV.....12:00 p.m.
19.....@ UNLV.....2:00 p.m.
22.....Oregon State* (P12).....3:30 p.m.
23.....Oregon State* (P12).....5:00 p.m.
24.....Oregon State* (P12).....12:00 p.m.
28.....@ Arizona State* (P12).....5:00 p.m.
29.....@ Arizona State* (P12).....7:00 p.m.
30.....@ Arizona State* (P12).....7:00 p.m.

APRIL

4.....Stanford*.....6:00 p.m.
5.....Stanford*.....6:00 p.m.
6.....Stanford*.....12:00 p.m.
11.....@ California* (P12).....3:00 p.m.
12.....@ California*.....1:00 p.m.
13.....@ California* (P12).....12:00 p.m.
23.....New Mexico State.....4:00 p.m.
23.....New Mexico State.....6:00 p.m.
25.....Utah*.....6:00 p.m.
26.....Utah*.....6:00 p.m.
27.....Utah*.....12:00 p.m.

MAY

2.....@ Washington* (P12).....7:00 p.m.
3.....@ Washington* (P12).....7:00 p.m.
4.....@ Washington* (P12).....12:00 p.m.
8.....Oregon* (P12).....5:00 p.m.
9.....Oregon* (P12).....7:30 p.m.
10.....Oregon* (P12).....11:30 a.m.
15-18.....NCAA Regional.....TBA
23-25.....NCAA Super Regional.....TBA
29-31.....Women's College World Series.....TBA

JUNE

1-4.....Women's College World Series.....TBA

Home; Neutral site; (NFCA Ranking); # - Hillenbrand Invitational // Tucson; ~ - Wildcat Invitational // Tucson; \$ - Mary Nutter Collegiate Classic // Palm Springs, Calif.; ^ - Judi Garman Classic // Fullerton, Calif.; * - Pac-12 Game; P12 - Carried by Pac-12 Networks
Times local to site

TABLE OF CONTENTS

2014 PREVIEW

Quick Facts.....1
Schedule.....1
Roster.....2
Season Outlook.....3-5

COACH PROFILES

Head Coach Mike Candrea.....6-8
Assistant Coach Stacy Iveson.....9
Assistant Coach Alicia Hollowell.....10
Volunteer Assistant Caitlin Lowe.....11
Director of Operations Mark Blair.....12
Graduate Assistant Jessica Spigner.....12

PLAYER PROFILES

Seniors.....13-24
Juniors.....25-32
Sophomores.....33-39
Newcomers.....40-44

2013 SEASON REVIEW

Schedule/Results.....45
Overall Stats.....46
Pac-12 Stats.....47
Statistical Summary.....48
Game-by-Game Stats.....49-50

ARIZONA SOFTBALL HISTORY

Year-by-Year Results.....51-59
Record vs. Opponent.....60
NCAA Tournament Year-by-Year.....61-62
Record vs. Opponent in NCAA.....62
Eight NCAA Championships.....63-65
Individual Records.....66-67
Team Records.....67
Arizona in the NCAA Record Book.....68
Miscellaneous Records.....59
Offense, Pitching and Defense History.....70
No-Hitters.....71
Honors and Awards.....72-73
All-Americans.....74
Letterwinners.....75

GENERAL INFORMATION

Hillenbrand Stadium.....76-77
The University of Arizona.....78
University President Ann Weaver Hart.....79
Director of Athletics Greg Byrne.....79

Credits: The 2013 Arizona softball Media Guide is a product of the Arizona Athletics Media Relations office. Compiled by Danny Martinez with research and text contributions from Tom Duddleston. Photos from J+L Photography.

2014 ARIZONA SOFTBALL MEDIA GUIDE

ALPHABETICAL

No.	Name	Pos.	B/T	Ht.	Yr.	Exp.	Hometown (Last School)
12	Shelby Babcock	P	R/R	5-10	Sr.	3L	Broomfield, Colo. (Legacy H.S.)
6	Nancy Bowling	P	R/R	5-8	So.	1L	Simi Valley, Calif. (Royal H.S.)
33	Nikki Dunlap	UT	R/R	5-6	So.	TR	Willcox, Ariz. (Texas Tech)
94	Michelle Floyd	P	R/R	6-3	Fr.	HS	San Marino, Calif. (San Marino H.S.)
19	Kenzie Fowler	P	R/R	5-11	Sr.*	3L	Tucson, Ariz. (Canyon del Oro H.S.)
29	Kellie Fox	SS	R/R	5-10	Jr.*	TR	San Diego, Calif. (UCLA)
77	Chelsea Goodacre	C	L/R	5-4	Jr.	2L	Temecula, Calif. (Temecula Valley H.S.)
2	Payton Kornfeind	OF	L/L	5-9	So.	TR	Mesa, Ariz. (Colorado at Colorado Springs)
7	Alex Lavine	OF	L/R	5-4	Sr.	3L	Glendale, Ariz. (Mountain Ridge H.S.)
34	Katiyana Mauga	3B	R/R	5-2	Fr.	HS	San Diego, Calif. (Mira Mesa H.S.)
11	Mo Mercado	INF	R/R	5-6	Fr.	HS	Temecula, Calif. (Great Oak H.S.)
22	Cynthia Pelayo	OF	R/R	5-5	Jr.	TR	Tucson, Ariz. (Pima College)
55	Mandie Perez	OF	L/R	5-2	So.	1L	Whittier, Calif. (Whittier Christian H.S.)
26	Siera Phillips	OF	L/L	5-4	So.	TR	Mesa, Ariz. (Dixie State)
32	Estela Piñon	P	R/R	5-10	Sr.	1L	Tucson, Ariz. (Yavapai College)
18	Courtney Rodriguez	OF	L/R	5-6	So.	1L	Scottsdale, Ariz. (Seton Catholic Prep)
24	Kelsey Rodriguez	C/1B	R/R	5-6	Sr.	1L	Scottsdale, Ariz. (Pacific)
3	Chelsea Suitos	2B/OF	L/R	5-5	Jr.*	2L	Elk Grove, Calif. (Elk Grove H.S.)
28	Erika Tapia	UT	R/R	5-5	So.	TR	Douglas, Ariz. (Paradise Valley College)
14	Eva Watson	OF	L/L	5-7	Fr.	HS	Victoria, Va. (Kenston Forest H.S.)
5	Hallie Wilson	1B/OF	L/L	5-5	Jr.	2L	Santa Ana, Calif. (Foothill H.S.)
9	Lauren Young	INF	R/R	5-7	So.	1L	Anaheim Hills, Calif. (Canyon H.S.)

NUMERICAL

No.	Name	Pos.	B/T	Ht.	Yr.	Exp.	Hometown (Last School)
2	Payton Kornfeind	OF	L/L	5-9	So.	TR	Mesa, Ariz. (Colorado at Colorado Springs)
3	Chelsea Suitos	2B/OF	L/R	5-5	Jr.*	2L	Elk Grove, Calif. (Elk Grove H.S.)
5	Hallie Wilson	1B/OF	L/L	5-5	Jr.	2L	Santa Ana, Calif. (Foothill H.S.)
6	Nancy Bowling	P	R/R	5-8	So.	1L	Simi Valley, Calif. (Royal H.S.)
7	Alex Lavine	OF	L/R	5-4	Sr.	3L	Glendale, Ariz. (Mountain Ridge H.S.)
9	Lauren Young	INF	R/R	5-7	So.	1L	Anaheim Hills, Calif. (Canyon H.S.)
11	Mo Mercado	INF	R/R	5-6	Fr.	HS	Temecula, Calif. (Great Oak H.S.)
12	Shelby Babcock	P	R/R	5-10	Sr.	3L	Broomfield, Colo. (Legacy H.S.)
14	Eva Watson	OF	L/L	5-7	Fr.	HS	Victoria, Va. (Kenston Forest H.S.)
18	Courtney Rodriguez	OF	L/R	5-6	So.	1L	Scottsdale, Ariz. (Seton Catholic Prep)
19	Kenzie Fowler	P	R/R	5-11	Sr.*	3L	Tucson, Ariz. (Canyon del Oro H.S.)
22	Cynthia Pelayo	OF	R/R	5-5	Jr.	TR	Tucson, Ariz. (Pima College)
24	Kelsey Rodriguez	C/1B	R/R	5-6	Sr.	1L	Scottsdale, Ariz. (Pacific)
26	Siera Phillips	OF	L/L	5-4	So.	TR	Mesa, Ariz. (Dixie State)
28	Erika Tapia	UT	R/R	5-5	So.	TR	Douglas, Ariz. (Paradise Valley College)
29	Kellie Fox	SS	R/R	5-10	Jr.*	TR	San Diego, Calif. (UCLA)
32	Estela Piñon	P	R/R	5-10	Sr.	1L	Tucson, Ariz. (Yavapai College)
33	Nikki Dunlap	UT	R/R	5-6	So.	TR	Willcox, Ariz. (Texas Tech)
34	Katiyana Mauga	3B	R/R	5-2	Fr.	HS	San Diego, Calif. (Mira Mesa H.S.)
55	Mandie Perez	OF	L/R	5-2	So.	1L	Whittier, Calif. (Whittier Christian H.S.)
77	Chelsea Goodacre	C	L/R	5-4	Jr.	2L	Temecula, Calif. (Temecula Valley H.S.)
94	Michelle Floyd	P	R/R	6-3	Fr.	HS	San Marino, Calif. (San Marino H.S.)

COACHES

Head Coach – Mike Candrea
 Assistant Coaches – Stacy Iveson and Alicia Hollowell
 Volunteer Assistant Coach – Caitlin Lowe
 Graduate Assistant Coach – Jessica Spigner
 Director of Operations – Mark Blair

ROSTER

Roster Breakdown

By Year:

Seniors - 5
 Juniors - 5
 Sophomores - 8
 Freshmen - 4

By Position:

Pitchers - 5
 Catchers - 1
 Infielders - 4
 Outfielders - 7
 Utility - 5

By Hitters:

Right - 13
 Left - 9

By State:

California - 10
 Arizona - 10
 Colorado - 1
 Virginia - 1

Pronunciation Guide

Payton Kornfeind: CORN-find
Alex Lavine: Luh-VEEN
Katiyana Mauga: MOW-guh
Estela Piñon: Eh-STELL-uh Peen-YONE
Chelsea Suitos: SWEE-tose
Hallie Wilson: HAL-lee

Stacy Iveson: IVE-sun
Jessica Spigner: SPIGE-nerr

2014 SEASON OUTLOOK

In 2014, the Arizona softball team, led by Mike Candrea in his 29th year as head coach, will look to its depth and experience to get it back to Oklahoma City and the Women's College World Series, a destination it has not been since 2010.

The Wildcats bring back seven offensive starters and all three pitchers from a season ago, while welcoming a myriad of new talent. Two key players – pitcher Kenzie Fowler and shortstop Kellie Fox – were forced to redshirt in 2013 and appear poised to make a tremendous impact to the squad in 2014.

"I like this team," said Candrea. "We've really helped ourselves by bringing in a little more talent. The thing I like is our depth and our ability to have a lot of different options out there."

Arizona's versatility should play a great factor, with many players being able to play multiple positions.

"When we move those options I don't think we lose a lot," said Candrea. "There's a lot of different things that we can do this year to try and find out what that magical number is going to be."

In 2013, Arizona failed to earn a regional title for just the second time in the last 27 seasons, leaving the players motivated to return the program to its standard.

"I think the big thing about this team is that they're hungry," said Candrea. "They're out to prove a point that they want to leave their legacy at Arizona. It's time for us right now to start playing the game and executing the game. I think we had a good fall (season). The pieces are there, now it's just a matter of going out and executing."

UA will be led by five seniors and five juniors, all of whom have taken the new talent under their wings and helped bring them up to speed on collegiate and Arizona softball. The Wildcats welcome nine newcomers to the squad this season – four freshmen and five transfers.

OUTFIELD

With nine outfielders, the team has plenty of options to fill the three spots. The Cats can put its best offensive lineup out there, or can play for defense depending on the situation. But one thing is for sure – senior Alex Lavine will man centerfield and give Arizona one of the best of the best defensive centerfielders in the game.

Combining her range, arm strength and assertiveness, Lavine will be a force anchoring Arizona's outfield.

"Lavine is an absolute bulldog," said Candrea. "She's a kid that

came here and walked on and has earned everything that she has and has become a really good player. She takes control of the outfield. She has tremendous pride. She puts on that uniform and she plays that game one way – hard."

Redshirt junior Chelsea Suits, who played shortstop in high school and bounced around defensively her first two seasons at Arizona, will play left field. Suits, a career .311 hitter and 26-of-27 in career stolen bases, is a skilled slapper whose offensive assets are too valuable to keep out of the lineup. Her plus speed and developing arm strength could lead to a solid defensive year as well.

"Suits is solid," said Candrea. "She's a kid that understands the game. I think her arm strength has gotten better. She's a kid that you have to have in the lineup because she makes things happen."

Right field could be a revolving door with plenty of impressive options. Should Candrea choose to go with his best offensive lineup, it will be freshman slugger Katiyana Mauga, an infielder who has been a pleasant surprise in the outfield. Sophomore Courtney Rodriguez, who Candrea calls the team's most improved player, has made strides since hitting just .127 in 36 starts last season; Rodriguez led the team with a .727 average during the fall.

Newcomers Payton Kornfeind, Cynthia Pelayo, Siera Phillips, Erika Tapia and Eva Watson will provide depth in the outfield and will likely see time as defensive replacements as well as pinch runners.

Four-time All-American Caitlin Lowe, who served as the team's director of operations in 2013, assumes a new role in 2014 – the team's volunteer assistant coach. Lowe will coach the outfielders. The two-time national champion brings her expertise on defense, base running and slapping and should have a tremendous impact on Arizona's success.

"Caitlin has done a nice job working with our outfielders and giving them a lot of knowledge," said Candrea. "They work very hard and I think they're going to be a very stable group. I don't have any doubts that they will be able to do everything we need them to do to be successful."

INFIELD

The supreme athleticism at every position appears to be a recipe for a special season for the infielders.

"Our infield is very talented," said Candrea. "I can't remember the last time I could look around the infield and have talent at every position. You have experience and great softball instincts in the field. We have kids who understand what it takes to play this game at a high level for a change. They're very capable of

physically doing it. I feel it's going to be a strength for us."

UA will have a new double-play combination, but a very talented one at that. Transfer Kellie Fox and freshman Mo Mercado give Arizona two very talented defenders up the middle.

"I think we have a chance to have one of the very best combinations up the middle that I've had here," said Candrea.

Their offense should be equally as impressive, as both are solid hitters who possess power to all fields. Fox hit .295 in two seasons at UCLA with 15 home runs and 67 RBI; Mercado hit .583 during eight fall contests with three doubles and two home runs.

At the corner spots, the Wildcats will be equally impressive, with Hallie Wilson and Lauren Young manning first and third, respectively. Both aggressive, solid defenders, they should be a lethal combination in thwarting opposing teams' short games.

Wilson, a preseason USA Softball Player of the Year Watch List member and first-team all-Pac-12 performer, has led Arizona in batting average each of her first two seasons at Arizona and possesses a career .359 average. The on-base specialist has developing power, making her perhaps Arizona's biggest offensive threat.

"Athletically, Hallie is our most gifted player," said Candrea. "This year she's come back in great shape and is probably a step quicker. She's worked really, really hard and brings great leadership and great skills. She's one of the best in the country."

Young, a Pac-12 all-freshman performer in 2013, looks to improve on a season in which she hit 12 home runs and drove in 36 runs. She will continue to be a force in the middle of Arizona's lineup.

"Lauren is gifted," said Candrea. "She's proven that she's as good as anyone at third."

PITCHERS

The pitching staff is a microcosm of the entire team, boasting immense depth and veteran leadership. The staff is made up of five pitchers, including three seniors. The five pitchers are the most Candrea has ever had.

"They've worked hard and improved," said Candrea. "We have a lot of different options and I think that will be a part of the game, as always, that develops as the season goes on."

The Cats welcome back All-American Kenzie Fowler, who red-shirted last season due to offseason back surgery. Fowler led Arizona to the 2010 WCWS title game and was one of 10 finalists for the USA Softball Player of the Year. The fifth-year senior has a career 1.95 ERA and is already in the Arizona career top 10

in victories (8th – 79) and strikeouts (6th – 794).

"Kenzie is in a good place right now," said Candrea. "Overall, I'm very excited for what she brings to the table and I still believe that she can be one of the best in the country."

Fellow senior Shelby Babcock has logged 539 career innings, 10th most in school history. The hard-throwing righty has fine-tuned some of her mechanics and is ready to make her senior season her best in an Arizona uniform.

"I think the big thing with her is consistency," said Candrea. "She has worked hard and she deserves to have a good year. It's her senior year so it's time to shine."

Estela Piñon, a junior-college transfer prior to 2013, did an excellent job in the circle for Arizona last season and will look to improve upon her performance with a year of Division I softball under her belt. She will look to pick up where she left off in 2013, when she led the team with a 3.53 ERA. More impressively, in her final 22.1 innings of the season, spanning 11 relief appearances, she allowed only two earned runs (0.63 ERA), both of which came in Arizona's final game of the season against Baylor.

"I thought Stela had a great year last year," said Candrea. "I think she came in and threw some great games. I think she continues to get better and she's a kid we are definitely going to rely on to give us some great innings."

The three seniors have helped greatly with Arizona's two talented underclassmen – sophomore Nancy Bowling and freshman Michelle Floyd. Both are hard throwers with excellent stuff still learning to pitch at this level.

"I think Nancy can be a dominant force and I'm waiting for that moment for her to break open," said Candrea. "And I think Michelle's going to be able to give us some quality innings. She has a very stable mindset as a pitcher. She understands what we are trying to do."

Making things a little easier is the fact that the defense behind the pitchers should be stellar.

"Our goal is to get ground balls," said Candrea.

Additionally, it is hard to find a better instructor than three-time All-American Alicia Hollowell, who enters her second year as the Wildcats' pitching coach.

CATCHERS

Behind the plate, Arizona boasts two of its most productive members of its lineup, who will split time between catching and the designated player. Chelsea Goodacre and Kelsey Rodri-

guez are two middle-of-the-order type hitters, but Candrea is more concerned with their ability to play defense.

"We're solid behind the plate," said Candrea. "They definitely understand that one of their key roles is to be able to be a field general. I think they're much more vocal. They're making it a point to understand each pitcher and what each pitcher needs from them."

Offensively, the two will look to continue to be two of the best hitters in the Wildcats' lineup.

In 2013, Goodacre hit 17 homers and drove in 58 runs, best on the team and fifth in the conference in both categories. In the fall, she showed no signs of letting up with a .708 batting average with nine home runs in 24 at-bats. The junior should remain Arizona's prime source of power.

"I think Goody is someone who is talented and is finally starting to put all the pieces together," said Candrea. "I think she has matured a lot. I think she is understanding the role of a catcher. I think she has a great IQ for calling pitches, both her and Kelsey have that. I think she is going to be a force at the plate."

In 2013, Rodriguez, in her first season after transferring from Pacific, hit .317 with 28 RBI. Rodriguez does not possess elite power, but does many little things to make her a very effective offensive threat.

"Kelsey is one of a kind," said Candrea. "She is smart, intelligent and a hard worker. She is a relentless worker. I think she is a very good hitter and she will be in the lineup somewhere. I think she is a kid that can hit .350 and drive in some runs for us."

Though the offense will be important from the backstop tandem, the way the two can manage a pitching staff and command the defense will be instrumental to Arizona's success.

HEAD COACH MIKE CANDREA



Years as coach:	38th
Years at Arizona:	29th
Division I Record:	1,343-322-2 (.806)
Conference Record:	384-139-1 (.734)
Postseason Record:	137-42 (.765)
NCAA Regionals:	79-8 (.908)
NCAA Super Regionals:	12-7 (.632)
WCWS games:	61-32 (.656)
Olympic Gold:	1
All-Americans:	90
Birth date; place:	Aug. 29, 1956; New Orleans, La.
Alma Mater:	Arizona State (1978)

Mike Candrea enters his 29th season as the head coach of the University of Arizona softball team in 2014 and under his guidance reaching the pinnacle should once again underscore a record of success almost unparalleled by any program in any sport at any level.

Candrea is one of the most respected coaches in the nation, with the accomplishments to supplement: eight national titles in 23 seasons, 21 trips to the Women's College World Series in the last 24 seasons, 1,343 career victories, a mind-boggling career winning percentage of 81%, 50 All-Americans, four national players of the year and stewardship of Team USA to an Olympic gold medal, to name a few.

Candrea earned the 1,300th victory of his career in 2012 when Arizona defeated Utah 4-2 on April 11. Like many milestones before this, Candrea was the fastest coach in NCAA softball history to 1,300 wins. Only one other coach has eclipsed this mark, Margie Wright of Fresno State, who accomplished the feat in her 30th season, while Candrea did so in his 25th season of coaching.

The aforementioned gold medal came with his stint as the head coach of Team USA in 2004. His second Olympic squad took home the silver in 2008. Softball has since been erased from Olympic competition, but Candrea's work in the sport's final two Olympic years will not soon be forgotten. Under his tutelage in 2004, the team posted a perfect 9-0 record, outscoring its opponents 51-1 on its way to a gold medal in one of the most dominant team performances in Olympic history. In 2008, the team came just short of winning its fourth consecutive gold medal.

Since 1988, UA has won fewer than five postseason games just three times and has eclipsed the 50-win mark 17 times and won at least 33 games in the other years. No one talks about losing around Arizona softball, but even in lean times the Wildcats did not lose 25 games in any of the 27 seasons under Candrea's watch. Avoiding a "down" year has been a trademark of Candrea's program, and one not universally shared even among the game's elite.

Candrea is not one to back down from a challenge. On a daily basis, he challenges his players, and when it comes to drawing up

Winningest Division I softball coaches, by victories

1. Margie Wright	Fresno State	33 years	1,457	(44.2/year)
2. Mike Candrea	Arizona	25 years	1,310	(52.4/year)
3. Yvette Giourard	LSU	30 years	1,285	(42.8/year)
4. Carol Hutchins	Michigan	29 years	1,274	(43.9/year)
5. Gayle Blevins	Iowa	31 years	1,245	(40.2/year)

Winningest active Division I softball coaches, by percentage

1. Mike Candrea	Arizona	25 years	1,310-296-2	.815
2. Clint Meyers	ASU	7 years	377-90	.807
3. Stefni Lotief*	La.-Lafayette	12 years	601-145	.806
4. Michael Lotief	La.-Lafayette	10 years	500-122	.804
4. Patrick Murphy	Alabama	15 years	772-218	.780

*Co-head coach from 2003-present

2014 ARIZONA SOFTBALL MEDIA GUIDE

the schedule of opponents, his philosophy is no different. He builds schedules as tough as any in the country. A recent sampling shows years where Arizona won 30 games against NCAA Tournament-bound squads.

His teams' victory totals of 67 in 1998, 66 wins in 1995, 65 victories in 2001, 64 victories in 1994 and 61 in 1997 are among the top 10 in the NCAA record books. Including a five-season stint as a junior college coach at Central Arizona, Candrea has a career record of 1,473-377-2. That computes to a phenomenal winning percent of .796.

That proficiency started at Arizona with the hiring of Candrea prior to the 1986 season, the school's transition in Pacific West Conference play before the start of Pac-10 ball in 1987. UA finished 27-13-1 that first year, his second "worst" record to date. The following season, the Cats were 42-18 and qualified for their first of 27-straight NCAA postseason appearances.

Those early years marked the upswing in Candrea's recruiting skill at the Division I level and by 1988, the team turned in a 54-18 record, made it to the Women's College World Series for the first time and recorded two WCWS victories. That year, pitcher Teresa Cherry became Candrea's first UA All-American.

The ensuing years provided more of the same – UA finished 48-19 in 1989 and 49-17 in 1990, placed third and second, respectively, in the tough Pac-10, but still came up short in WCWS play.

The bigger picture jelled in 1991 when things looked somewhat bleak as the Cats finished 11-9 and fourth in conference play – tied for his worst finish. Once in the postseason, a gutty and defensive-oriented UA team swept Arizona State in NCAA Regional play in Tempe and went on to play five games pivotal to the history of Arizona softball, at Oklahoma City in the College World Series. Candrea and the Cats earned their first national championship, beating UCLA 5-1 in the title game.

The program was off and running and Tucson became a destination for many of the best young players in the game, finishing the decade of the 1990s with 523 victories against 75 losses. Other national championships followed - 1993, 1994, 1996, 1997, 2001, 2006 and 2007. Following each of the titles in 1994, 1996, 1997 and 2007, Candrea was named the National Fastpitch Coaches Association Division I Coach of the Year.

Candrea knows you don't win games without players. A succession of top-level players – sluggers, hitters, dominant pitchers, Olympians – has kept Arizona at the top. For 22-consecutive years, from 1990 to 2011, at least two of Candrea's players earned All-America honors in voting by the coaches' association. Four times it was six players – the only time that many players from one team were chosen. In 1994, 1995 and 1998, the six selections were all first-team All-Americans. In 1997, all five Arizona honorees were first-team players, as were the four selected in 2004.

Candrea has stressed academic success, as well, with K'Lee Arredondo (2010, first team), Autumn Champion (2006, second team), Leah O'Brien (first team, 1994, 1995 and 1997), Jenny Dalton (first team in 1996, second team in 1995) and Nancy Evans (1998) earning Academic All-America honors.

Candrea is sought out by softball and baseball coaches around the country and has delivered instructional clinics throughout the nation. He is particularly known for hitting techniques, team fielding drills and squad motivational preparation. In recent years, he has consulted with Major League Baseball stars and other learned technicians to conduct national hitting clinics, and he participates in dozens of such sessions to help improve the way softball is taught and played. He has written several books and produced a number of videotapes on various softball subjects and has designed specific practice aids and equipment that are widely used at various levels of play.

Still, just watching him work with a hitter, some balls and a batting tee show the true value of his coaching and his love of teaching. He enjoys the work, is able to communicate and uses an encouraging but firm style. His pre-game infield drill is an

Honors and Awards

2011 U.S. Olympic Achievement Award
2009 Central Arizona College Hall of Fame
2008 Silver medalist, U.S. Softball Team head coach, Beijing Olympics
2007 Pac-10 Coach of the Year
2007 NFCA Coaching Staff of the Year
2004 USOC Olympic Shield award
2004 USOC Coach of the Year
2004 Gold medalist, U.S. Softball Team head coach, Athens Olympics
2003 Pac-10 Coach of the Year
2002 Pac-10 Coach of the Year
2001 Pac-10 Coach of the Year
2000 Pac-10 Coach of the Year
1999 University of Arizona Honorary Alumnus Degree
1998 Pac-10 Coach of the Year
1997 NFCA Division I Coach of the Year
1997 Pacific Region Coach of the Year
1997 Pac-10 Coach of the Year
1996 NFCA Division I Coach of the Year
1996 NFCA Hall of Fame election
1995 Pacific Region Coach of the Year
1994 NSCA Division I Coach of the Year
1994 Pacific Region Coach of the Year
1994 Pac-10 Coach of the Year
1988 Northwest Region Coach of the Year
1986 Pacific-West Co-Coach of the Year
1985 NJCAA Coach of the Year
1984 NJCAA Coach of the Year

2014 ARIZONA SOFTBALL MEDIA GUIDE

example. It's a smooth, fast-paced warm up that's done exactly the same each time.

Candrea's style of play, public comportment and the consistent winning puts Wildcat fans in the stands at Rita Hillenbrand Memorial Stadium. The Wildcats set the NCAA record for attendance in 2011, attracting 77,129 fans over 30 home dates. The Wildcat faithful have led the country in home attendance per game in five of the last seven years and have earned the distinction nine times since the stadium's opening in 1993.

Candrea began his softball coaching career at Central Arizona College (CAC) from 1981-85. His team won consecutive NJCAA World Series in his final two seasons, earning him national coach the year honors each time. Prior to coaching softball, he was an assistant baseball coach at Central from 1976-80. On January 18, 2009, Candrea was inducted into the inaugural CAC Hall of Fame Class.

Also a baseball player at CAC, Candrea's playing career was cut short by an elbow injury. He earned an associate's degree at CAC in 1975, a bachelor's degree at Arizona State in 1978 and a master's degree from ASU in 1980.

Candrea was married to the former Sue Ellen Hudson for 28 years until her tragic death in July 2004, just 10 days prior to the Olympic Games.

On Dec. 30, 2006, he wed the former Tina Tilton at The Westin La Paloma Resort and Spa in Tucson. Candrea has a son Mikel, 34, and daughter Michelle, 31, in addition to stepsons Ryan, 36, and Sean Tilton, 23. Mikel, a 2004 Arizona graduate, worked with the baseball team and strength and conditioning programs prior to his graduation. He is currently a private hitting instructor in Sacramento, California. Michelle celebrated the birth of her son, Jaylen Mikel, on Oct. 27, 2005. Jaylen is Candrea's first grandchild. Both Ryan and Sean are students at the University of Arizona, and Ryan works as a personal trainer.

Candrea's Year-by-Year Record

Team	Record	Pac-10	Post Season
1986	27-13-1	5-6-1 (3rd)	
1987	42-18	6-4 (T-3rd)	NCAA Regional (tied ninth)
1988	54-18	15-5 (2nd)	tied 3rd (NCAA WCWS)
1989	48-19	11-9 (3rd)	tied 3rd (NCAA WCWS)
1990	49-17	12-6 (2nd)	tied 7th (NCAA WCWS)
1991	56-16	11-9 (4th)	NCAA Champions
1992	58-7	16-2 (1st)	NCAA Runner-up (WCWS)
1993	44-8	15-3 (2nd)	NCAA Champions, No. 1 ranking
1994	64-3	23-1 (1st)	No. 1 ranking throughout year, NCAA Champions
1995	66-6	24-4 (1st)	No. 1 ranking 11 weeks, 3rd Pac-10 title, No. 1 seed, NCAA Runnerup (WCWS)
1996	58-9	23-5 (2nd)	NCAA Champions, No. 1 ranking
1997	61-5	26-1 (1st)	NCAA Champions, No. 1 ranking, 10th consecutive WCWS, Fourth Pac-10 title
1998	67-4	27-1 (1st)	Fifth Pac-10 title, No. 1 all year, No. 1 seed, WCWS
1999	53-16	19-9 (2nd)	Program's 1,000 victory, WCWS, Candrea won his 700th game
2000	59-9	16-4 (2nd)	Candrea won 800th game; No. 2 ranking, WCWS
2001	65-4	19-2 (1st)	Sixth Pac-10 title, No. 1 seed, NCAA Champions
2002	55-12	15-6 (2nd)	15th consecutive WCWS, No. 1 ranking, Candrea won 900th game, WCWS
2003	56-7	19-2 (1st)	NCAA tie-third WCWS, NCAA-best 16th consecutive WCWS appearance
2005	45-12	13-8 (1st)	No. 1 ranking, 17th WCWS appearance in 18 years, Ninth Pac-10 Championship
2006	54-11	15-6 (2nd)	NCAA Champions, No. 1 ranking
2007	50-14-1	15-5-1 (1st)	NCAA Champions, No. 1 ranking, 10th Pac-10 Championship
2009	46-17	13-7 (3rd)	21st WCWS appearance in 22 years, NCAA HR record (134)
2010	52-14	13-8 (3rd)	National Runner-up, 22nd WCWS appearance in 23 years
2011	42-18	11-10 (3rd)	NCAA Super Regional
2012	39-18	12-12 (T-4th)	NCAA Super Regional
2013	33-26	9-15 (7th)	NCAA Regional

24-year Arizona total: 1,343-322-2 (.806)

**Interim Head Coach Larry Ray was credited with Arizona's 2004 and 2008 records while Candrea coached the U.S. Olympic Team*

ASSISTANT COACH STACY IVESON



Years as a coach:

20th

Years at Arizona:

10th (Third consecutive)

Alma Mater:

Arizona (1990)

NJCAA National Championships:

4

Four-time junior college national-champion coach Stacy Iveson re-joined the staff as a softball assistant in summer 2011.

Iveson, a former Wildcat player and coach, won two NJCAA titles while at Pima Community College from 2002-07 and two in her most recent post as head coach at Yavapai College, including in 2011 with a 67-4 Roughriders club. She was head coach at Yavapai for four seasons and took all four teams to the national tournament's final weekend.

She was NJCAA National Coach of the Year following her first title in 2004 and her staff at YC earned the National Fastpitch Coaches Association/NJCAA Division I national staff of the year honor this past season and in 2009. She compiled a record of 213-44 at Yavapai during her

tenure and won more than 300 games at Pima.

"We are very excited to bring back a great Wildcat who has made her own mark in the coaching profession," Candrea said.

"I am thrilled to come back home to Tucson and have the opportunity to work beside my mentor. I look forward to working with the highly talented group of student-athletes at Arizona and being a part of the amazing Wildcat athletics department," Iveson said.

"I have so much history on the UA campus and in Hillenbrand Stadium and am proud to be a part of the Wildcat softball family and all the tradition," she said.

Iveson spent seven seasons as a Candrea assistant at UA from 1995 to 2001 and helped the Wildcats earn NCAA Championships in 1996, 1997 and 2001. Her work with Arizona pitchers and catchers was underscored by marks of 30-7 by Becky Lemke and 29-2 by Jennie Finch in 2000, and the latter's remarkable 32-0 year in 2001.

She also worked with pitchers Nancy Evans during her twin 36-2 years in 1997-98, and Carrie Dolan (35-6) during the '96 title run. Catcher Leah Braatz was Diamond Sports/NFCA national catcher of the year in 1997 and 1998 and Lindsey Collins tied the Arizona fielding percentage mark with a flawless 1.000 campaign behind the plate in 2001.

Iveson has also been a member of the USA Softball coaching pool for the last six years. She worked closely with the National Team players and coaches including several training and selection camps and a trip to Guatemala in 2005 for the Pan American Qualifier. Last year she accompanied the USA Junior National team to Colombia as an assistant coach on the Pan American Championship squad that earned a berth in the World Championships.

A four year Arizona letter winner and starting catcher, she played on Candrea's first four teams at UA from 1986 to 1989, earning first team all-region honors and All Pac 10 honors as a sophomore in 1987. She remains tied for the season record for games played, with 72 in 1988, and before the 1990s assault on the record book was among UA's top 10 in career this, RBI, at bats, games played and doubles.

Iveson was softball coach at Salpointe Catholic High School in Tucson from 1991 to 1994 after a year as an assistant coaching the junior varsity. She led the Lancers to the state championship in 1993. She was head coach of the Arizona Heat national pro fast-pitch team from 2005-07. She was inducted into the Pima County Sports Hall of Fame in 2005.

The former Stacy Engel graduated from Tucson's Catalina High School in 1985. She earned a bachelor's degree in elementary education from UA in 1990 and her master's in educational administration from Northern Arizona in 1995.

She was a teacher in Tucson's Flowing Wells School District from 1990 to 1994 and returned to the district to teach fifth grade at Laguna Elementary School in 1996. Her husband, Tom Iveson, also is an educator. The couple has a son, Jared.

ASSISTANT COACH ALICIA HOLLOWELL



Years as a coach:

Fifth

Years at Arizona:

Third

Alma Mater:

Arizona (2006)

National Championships as Player:

1

Former Wildcat All-American Alicia Hollowell was named assistant coach in June 2012 after serving as the team's director of operations for the 2012 season. Hollowell served as an interim assistant coach for the final three weeks of 2012 before being elevated to full-time status.

"I have always been impressed with the competitiveness and passion with which Alicia played the game, and now she brings that same approach to our coaching staff. She always has been a student of the game and brings great knowledge, positive energy, and bleeds red and blue," he said.

Candrea said Hollowell's duties would include close work with Arizona's pitchers. "She's been in the circle, pitched Arizona to a national championship in 2006, represented the USA and played the game at the highest levels possible. Alicia knows what it takes to play this game at the high-

est levels," Candrea said.

"I'm just thrilled to be back with Coach Candrea in such a role," Hollowell said. "It feels like home and is just awesome to be able to contribute on the field. I've been there, done some good things and will do everything possible to keep Arizona Softball at the top of the game," she said.

Hollowell, a Wildcat letterwinner from 2003-06, was a four time All-American who is the school's career leader in victories (134), innings pitched (1,122.0) and strikeouts (1,768).

She finished her career with the top three single-season strikeout totals in school history and the top two single-season tallies for victories. In her career, Hollowell was named Pac-10 Pitcher of the Week 14 times and threw 17 no-hitters, capping her career by leading Arizona to the 2006 national championship and earning Women's College World Series Most-Outstanding-Player honors.

She earned Pac-10 Pitcher-of-the-Year honors in 2004 and Newcomer-of-the-Year kudos in 2003.

Hollowell was named Arizona's top female student-athlete in 2006.

A native of Suisun, Calif., Hollowell was a member of the U.S. national team from 2005-08, winning two World Cup titles, the 2007 Pan American Games gold medal and serving as an alternate on the 2008 Olympic squad.

Hollowell served as an assistant coach at UC Davis from 2010-2011.

She earned her undergraduate degree at Arizona in 2007 while serving as a graduate assistant to Candrea.

VOLUNTEER ASSISTANT CAITLIN LOWE



Years at Arizona:

Second

Alma Mater:

Arizona (2007)

National Championships as Player:

2

Four-time Wildcat All-American Caitlin Lowe joined the coaching staff as the team's volunteer assistant coach in 2013 after serving as the program's director of operations in 2012.

"We are very excited that Caitlin will be a member of our coaching staff with primary duties working with the Arizona outfielders, slappers, and base running," said head coach Mike Candrea. "We feel that Caitlin brings a great background as a player and will excel in working with our players on a day-to-day basis."

Lowe will work with the slappers, the outfielders and base running.

"It's great to have Caitlin back in Tucson. She's a great addition to our staff, one of the best players to wear an Arizona or any uniform," Candrea said.

Lowe, a letterwinner from 2004-07, boasts some of the most impressive credentials in her time with the sport. A two-time national champion (2006 and 2007), Lowe's name is scattered throughout the Arizona record books: Lowe remains second in batting average (.446), fourth in hits (351), fourth in triples (12), seventh in runs scored (242) and first in stolen bases (156).

In 2007, Lowe was awarded the Lowe's Senior CLASS Award, given annually to the senior displaying excellence in the community, the classroom, character and in competition, as well as the adidas Golden Shoe Award, given to the nation's best base-stealer. The Tustin, Calif., native was a two-time finalist for the Honda Softball Award (2005 and 2007) as well as a finalist for the USA Softball Player of the Year in 2005.

Lowe is one of only six Wildcat players to be named an NFCA All-American in each of her four years with the program and joined Leah Braatz (1994, 95, 97, 98) as the only player in Arizona history to be awarded first-team All-America all four years.

An Olympian in 2008, Lowe took home the silver medal competing for Team USA under Head Coach Mike Candrea. Lowe competed for Team USA from 2005-2008.

Lowe graduated from UA in 2007 with a degree in psychology and a minor in communications. She has spent the last four years in National Professional Fastpitch competing for the USSSA Pride.

DIRECTOR OF OPERATIONS MARK BLAIR



Years at Arizona:
Alma Mater:

Second
UTEP (1975)

After spending seven years as a collegiate coach, Mark Blair will serve as the team's director of operations.

A former men's fastpitch softball player and assistant coach in Tucson for the past six years, Blair spent 2012 as the team's volunteer assistant coach.

Blair brings over 40 years of experience pitching at the top levels of men's fastpitch softball in El Paso, Tex. and Tucson to the team. Blair will throw batting practice as well as assist the pitching staff and the outfield.

Blair spent 2007-10 as an assistant at Flowing Wells High School in Tucson and served as an assistant under Armando Quiroz at Pima from 2010-12.

In 1975, Blair graduated from Texas El Paso with a degree in physical education and in 1993, Blair received his Master's in counseling from University of Phoenix.

Blair was born in Woodbury, N.J. in April of 1951.

GRADUATE ASSISTANT JESSICA SPIGNER



Years as a coach:

Second

After completing her final year of eligibility at Arizona in 2012, Jessica Spigner remained with the program as the team's undergraduate assistant coach and 2013 and, upon receiving her degree, will remain on the staff as the team's graduate assistant for 2014.

Spigner, who transferred to Arizona her senior season after playing the first three at Tennessee, posted a .257 batting average with nine home runs, 34 RBI and six doubles as a Wildcat. Spigner led the team with 31 walks and 10 hit-by-pitches, contributing to a .409 on-base-percentage.

Spigner attended Valencia High School in Santa Clarita, Calif., where she was a two-time EA Sports first-team All-American (2007 and 2008) including the 2008 EA Sports National High School Player of the Year.

At Tennessee, Spigner compiled a .332 average in three seasons with 38 home runs, 159 RBI and 40 doubles.

Spigner was born in October of 1990 in Santa Monica, Calif., to Michael and Dyan Spigner.

5-10, Senior, 3L

Pitcher

Bats – R, Throws – R

Hometown: Broomfield, Colo.

SHELBY BABCOCK - #12



Year	era	w-l	app	gs	cg	sho	sv	ip	h	r	er	bb	so	2b	3b	hr	bf	bavg	wp	hbp	bk	sfa	sha
2011	3.98	17-8	38	26	13	3/3	0	170.2	179	108	97	129	117	24	2	18	830	.269	17	14	0	3	19
2012	3.02	21-10	39	31	23	7/0	1	197.0	179	89	85	100	164	25	2	22	882	.240	12	15	0	3	17
2013	3.88	16-12	36	25	13	1/1	1	171.1	189	121	95	100	132	38	1	24	822	.272	8	8	3	4	15
TOTAL	3.60	54-30	113	82	49	11/4	2	539.0	547	318	277	329	413	87	5	64	2534	.260	37	37	3	10	51

Candrea Says: "I think the big thing with her is consistency. She has worked hard and she deserves to have a good year. It's her senior year so it's time to shine."

2013: Appeared in 36 games to lead all UA pitchers, including a team-most 25 starts in the circle ... Was the team's ace and usual Friday starter ... Compiled a 16-12 record with a 3.88 ERA on the season ... Recorded 13 complete games ... Struck out 132 batters in 171.1 innings ... Limited batters to a .272 batting average against ... Walked a career-low-tying 100 batters ... Pitched a complete-game shutout against would-be Women's College World Series participant Nebraska in the Wildcats' 1-0 victory in the Hillenbrand Invitational (2/15) ... Pitched four innings of a combined shutout along with Nancy Bowling vs. UC Santa Barbara (4/7) ... Her 171.1 innings pitched ranked ninth in the conference while her 132 strikeouts were 10th best

... Started 25 games, ninth most in the Pac-12 ... Tossed 84 innings in Pac-12 play, sixth most in the conference and struck out 63 batters, seventh highest total in the Pac-12 ... Struck out a career-high 10 batters in Arizona's thrilling 8-6, 10 inning thriller against UCLA (4/18) ... In a 24.1 inning span stretching five outings (2/23-3/3), allowed just two runs on 11 hits while walking five and striking out 18 batters ... College Station Regional: Did not record an out in her start against Baylor (5/17) while allowing four runs on two hits with three walks ... Fared better in her next outing vs. Baylor (5/18), pitching two innings and allowing two runs on two hits with four walks and two strikeouts.

2012: Named Pac-12 Pitcher of the week (4/9-4/15) when she became the second pitcher of 2012 to beat then-top-ranked California (3 R, 3 H, 4 BB, 6 K, 7.0 IP) ... Received the most work in the circle this season with 197 of the team's 368.2 innings pitched ... Battled with Kenzie Fowler with "ace" of the staff most of 2012 before emerging late in the campaign as the team's No. 1 ... Compiled a 21-10 record in 39 appearances ... Started 31 games and recorded 23 complete games ... Notched 164 strikeouts in 197.0 innings pitched ... Limited opponents to a .240 batting average against ... Pitched one of the best weeks of her career, going 2-1 with a 1.84 ERA at the Cathedral City Classic. The sophomore posted a K/BB ratio of 20/9 in 19 innings pitched while allowing 15 hits ... Pitched her first career no-hitter against College of Charleston (3/3). Babcock was one walk away from perfection in the five-inning no-no. The sophomore struck out six of the 16 batters she faced ... Allowed just four base-runners and no runs in Arizona's six inning victory over UC Davis ... Posted a 1.11 ERA while going 3-1 against San Diego State and Stanford. Babcock's three-hitter in Sunday's Stanford finale ranks among the best games in her career ... Named Pac-12 Pitcher of the Week after posting a 1.78 ERA while going 2-0 in four appearances as the Wildcats finished the week 4-2, sweeping Utah and taking one game from top-ranked California. Babcock pitched 19.2 innings, struck out 13 and allowed only five runs on 11 hits while limiting opponents to a .162 clip against her. In the win over Cal, she allowed only three hits with six strikeouts in a complete game effort ... Struck out a career-best nine twice in 2012 (2/9 vs. McNeese State; 5/12 vs. Oregon State)

2013 Arizona Softball
Individual Game-by-Game for Arizona (as of Aug 12, 2013)

#12 Babcock, Shelby - 36 appearances (All games)

Date	Opponent	GS	IP	H	R	ER	BB	SO	2B	3B	HR	WP	BK	HBP	IBB	Score	W-L	Sv	ERA	NP
Feb 08	vs Northwestern	0	7.0	5	3	2	1	9	1	0	0	0	0	0	0	4-3	1-0	0	2.00	120
Feb 08	vs Bradley	0	2.0	3	1	1	1	3	1	0	0	0	0	0	0	1-2	1-0	0	2.33	54
Feb 09	vs San Diego State	0	7.0	8	2	2	2	4	2	0	0	0	0	0	0	3-2	1-0	0	2.19	94
Feb 10	vs Florida	0	2.1	4	7	4	7	2	1	0	0	0	0	0	0	9-4	2-2	0	3.44	88
Feb 15	NEBRASKA-1	0	7.0	4	0	0	0	2	5	0	0	0	0	0	0	1-0	3-2	0	2.49	105
Feb 16	PURDUE-2	0	7.0	9	4	4	2	3	1	0	0	0	0	0	0	5-4	4-2	0	2.81	123
Feb 21	vs Long Beach State	0	5.1	7	4	3	3	4	1	0	0	0	0	0	0	4-3	4-2	0	3.00	101
Feb 22	vs Loyola Marymount	0	5.0	1	3	2	5	5	1	0	0	0	0	0	0	5-3	5-2	0	2.98	95
Feb 23	vs LSU	0	3.0	0	0	0	0	3	0	0	0	0	0	0	0	0-3	5-2	0	2.78	41
Mar 01	UC RIVERSIDE-1	0	3.0	1	0	0	0	4	0	0	0	0	0	0	0	1-2	6-2	0	2.61	35
Mar 01	BOSTON-2	0	1.0	1	0	0	0	2	0	0	0	0	0	0	0	0-1	6-2	0	2.35	12
Mar 02	BOSTON-1	0	7.0	3	1	1	1	8	2	0	0	0	0	0	0	4-1	7-2	1	2.36	112
Mar 03	PORTLAND STATE	0	7.0	6	1	1	4	2	1	0	0	0	0	0	0	8-1	8-2	1	2.21	102
Mar 07	BOISE STATE	0	4.0	6	1	0	0	3	1	0	0	0	0	0	0	9-5	8-2	0	2.36	114
Mar 14	vs Virginia Tech	0	4.1	7	5	4	4	3	0	0	0	0	0	0	0	2-3	8-3	1	2.72	105
Mar 15	vs Michigan	0	1.2	5	5	2	3	1	0	0	0	0	0	0	0	1-9	9-3	1	2.84	69
Mar 24	WASHINGTON	0	7.0	10	4	3	2	2	0	0	0	0	0	0	0	7-4	10-3	1	2.66	148
Mar 25	WASHINGTON	0	4.0	6	1	0	0	6	1	0	0	0	0	0	0	1-9	11-3	0	3.88	150
Mar 28	at Utah	0	4.0	6	1	1	0	2	0	0	0	0	0	0	0	6-4	11-3	1	3.07	62
Mar 30	at Utah	0	3.1	7	7	4	4	3	0	0	0	0	0	0	0	4-8	11-4	1	3.25	74
Apr 02	CALIFORNIA-2	0	7.0	4	5	5	2	6	0	0	0	0	0	0	0	1-9	12-3	0	3.37	124
Apr 03	CALIFORNIA	0	4.1	4	1	0	0	6	0	0	0	0	0	0	0	2-0	12-3	0	3.30	79
Apr 07	UC SANTA BARBARA	0	4.0	3	0	0	1	3	3	0	0	0	0	0	0	0-0	13-5	1	3.18	67
Apr 09	at New Mexico State-2	0	5.0	6	1	1	4	3	0	0	0	0	0	0	0	8-1	14-5	1	3.10	102
Apr 12	at Oregon	0	5.1	6	4	4	3	1	0	0	0	0	0	0	0	3-5	14-6	1	3.20	99
Apr 13	at Oregon	0	1.0	5	4	3	1	1	0	0	0	0	0	0	0	0-8	14-6	1	3.35	45
Apr 14	at Oregon	0	1.1	4	5	3	0	2	0	0	0	0	0	0	0	0-9	14-6	1	3.60	38
Apr 18	UCLA	0	10.0	8	9	9	6	10	2	0	0	0	0	0	0	1-9	15-7	1	3.38	180
Apr 20	UCLA	0	5.0	8	6	6	5	6	1	0	0	0	0	0	0	1-9	15-7	1	3.56	150
Apr 26	at Oregon State	0	6.0	6	2	1	3	5	4	0	0	0	0	0	0	1-2	15-9	1	3.46	115
Apr 28	at Oregon State	0	7.2	3	0	0	1	3	6	1	0	0	0	0	0	2-1	15-9	1	3.33	123
May 03	ARIZONA STATE	0	7.0	9	9	9	9	9	2	0	0	0	0	0	0	10-9	16-3	1	3.58	144
May 05	ARIZONA STATE	0	6.1	9	7	6	3	4	4	0	0	0	0	0	0	8-7	16-10	1	3.70	123
May 09	at Stanford	0	4.2	7	3	2	4	4	2	0	0	0	0	0	0	5-3	16-10	1	3.68	102
May 17	vs Baylor	0	0.0	2	4	4	3	0	0	0	0	0	0	0	0	0-7	16-11	1	3.84	29
May 18	vs Baylor	0	2.0	2	7	4	2	2	0	0	0	0	0	0	0	4-8	16-12	1	3.88	48
Totals		25	171.1	189	121	95	100	132	38	1	24	8	3	8	2	2152	172	16	3.88	

2012 Arizona Softball
Individual Game-by-Game for Arizona (as of Jun 28, 2012)

#12 Babcock, Shelby - 39 appearances (All games)

Date	Opponent	GS	IP	H	R	ER	BB	SO	2B	3B	HR	WP	BK	HBP	IBB	Score	W-L	Sv	ERA	NP	
Feb 09	vs McNeese State	0	7.0	1	1	2	2	5	2	0	0	0	0	0	0	0-1	1-0	0	1.00	55	
Feb 10	vs Georgia Tech	0	5.0	4	2	2	3	2	1	0	0	0	0	0	0	0-1	1-1	0	1.75	44	
Feb 10	vs Georgia	0	1.1	5	2	1	0	0	0	0	0	0	0	0	0	0-1	1-2	0	2.62	42	
Feb 11	vs Texas A&M	0	7.0	6	5	0	0	4	5	8	0	0	0	0	0	1-1	4-5	1	3.10	152	
Feb 16	vs Cal State Northridge	0	6.0	3	0	0	0	4	7	1	0	0	0	0	0	0-0	8-0	2-3	0	2.39	107
Feb 17	NORTH DAKOTA-2	0	5.0	6	3	3	3	2	0	0	0	0	0	0	0	4-2	8-2	3-8	0	2.48	95
Feb 18	SOUTHERN UTAH	0	5.0	4	1	1	1	3	6	2	0	0	0	0	0	0-0	9-1	4-3	0	2.31	79
Feb 23	vs Georgia	0	5.0	6	3	3	3	2	5	8	0	0	0	0	0	2-2	0-3	4-4	0	2.42	144
Feb 25	vs Fordham	0	5.0	6	3	3	3	2	1	0	0	0	0	0	0	2-2	0-3	4-4	0	2.42	102
Feb 26	vs Long Beach State	0	7.0	2	0	0	0	1	6	0	0	0	0	0	0	0-0	4-0	6-4	0	2.15	77
Mar 03	COL. OF CHARLESTON	0	6.0	0	0	0	0	1	6	0	0	0	0	0	0	0-0	8-0	7-4	0	1.97	54
Mar 16	vs UC Davis	0	6.0	3	1	1	1	2	4	0	0	0	0	0	0	0-1	8-1	8-4	0	1.79	76
Mar 21	NEW MEXICO STATE	0	7.0	7	3	3	3	5	0	0	0	0	0	0	0	0-0	6-3	9-4	0	1.91	100
Mar 23	at Arizona State	0	1.2	3	3	3	3	2	1	0	0	0	0	0	0	0-0	6-9	9-5	0	2.21	40
Mar 24	at Arizona State	0	5.2	7	5	5	4	2	2	2	0	0	0	0	0	0-0	6-7	9-5	0	2.47	126
Mar 27	SAN DIEGO STATE	0	7.0	6	1	1	1	1	0	0	0	0	0	0	0	0-0	8-6	11-5	0	2.31	111
Mar 28	SAN DIEGO STATE	0	1.0	0	0	0	0	0	0	0	0	0	0	0	0	0-0	8-6	11-5	0	2.31	111
Mar 30	STANFORD	0	6.0	8	4	2	2	4	0	0	0	0	0	0	0	1-4	11-6	0	2.31	94	
Apr 01	STANFORD	0	7.0	5	1	1	1	1	0	0	0	0	0	0	0	0-1	12-6	0	2.22	78	
Apr 05	at Washington	0	7.0	5	0	0	0	8	4	0	0	0	0	0	0	0-0	2-0	13-6	0	2.08	136
Apr 07	UTAH-2	0	4.0	8	7	7	2	2	4	1	0	0	0	0	0	5-7	13-7	0	2.43	70	
Apr 07	UTAH	0	7.0	6	1	1	1	4	0	0	0	0	0	0	0	0-1	14-7	0	2.30	147	
Apr 11	at Utah	0	3.0	0	0	0	0	2	1	0	0	0	0	0	0	0-0	4-2	14-7	1	2.30	43
Apr 14	at California	0	2.2	2	1	1	1	1	2	0	0	0	0	0	0	0-0	0-6	15-7	1	2.34	43
Apr 15	NEW MEXICO-1	0	7.0	4	1	1	1	3	3	0	0	0	0	0	0	1-1	8-1	16-7	1	2.27	98
Apr 18	OREGON	0	7.0	13	12	1	1	1	1	1	0	0	0	0	0	7-12	16-8	1	2.88	167	
Apr 28	OREGON	0	3.0	9	7	7	2	2	2	2	0	0	0	0	0	5-4	16-8	2-2	2.88	145	
May 05	at UCLA	0	6.0	8	4	2	2	4	0	0	0	0	0	0	0	6-7	17-9	0	2.62	175	
May 06	at UCLA	0	3.0	6	6	2	1	4	0	0	0	0	0	0	0	7-6	17-9	0	3.05	44	
May 10	OREGON STATE	0	6.0	8	4	2	2	1	4	0	0	0	0	0	0	6-4	18-9	1	2.62	145	
May 11	OREGON STATE	0	2.2	2	1	1	0	2	0	0	0	0	0	0	0	0-1	0-4	18-9	1	3.10	32
May 12	OREGON STATE	0	7.0	5	1	1	1	9	0	0	0	0	0	0	0	3-1	19-9	0	3.02	112	
May 13	NORTH DAKOTA STA	0	1.0	0	0	0	0	0	0	0	0	0	0	0	0	0-0	0-1	19-9	0	3.02	112
May 19	NOTRE DAME	0	1.0	0	0	0	0	0	0	0	0	0	0	0	0	7-2	20-9	0	2.92	14	
May 20	NOTRE DAME-1	0	1.0	0	0	0	0	0	0	0	0	0	0	0	0	7-2	20-9	0	2.92	14	
May 22	at Oklahoma	0	7.0	8	6	4	6	2	2	0	0	0	0	0	0	6-6	21-10	1	3.05	79	
May 26	at Oklahoma	0	1.2	0	0	0	0	0	0	0	0	0	0	0	0	0-1	21-10	1	3.05	79	
		91	106	51	40	30	34	106	20	2	0	0	0	0	0	0-17	7-21	0	2.62	1000	

2014 ARIZONA SOFTBALL MEDIA GUIDE

... Improved in nearly every statistical category; lowered ERA by .96 points, improved by four wins, registered 10 more complete games, pitched four more shutouts, improved by a save, allowed 19 fewer runs in 26.1 more innings pitched, lowered walks by 29 while striking out 47 more batters. Tucson Regional: Saw action in every game, pitching 13 innings of three-run ball ... Allowed 14 hits and struck out 10 batters ... Earned wins against in the regional-opening contest vs. North Dakota State and the region championship vs. Notre Dame ... Norman Super Regional: Dropped game one vs. Oklahoma ... Pitched six innings and allowed six runs on eight hits to the Sooners' powerful offense ... Pitched the final inning and two-thirds of game two and allowed just one hit while striking out one.

2011: A Pac-10 All-Freshman team selection ... Posted an impressive 17-8 record with a 3.98 ERA ... Pitched a hefty 170.2 innings on the season, seventh most in the conference ... Was the only healthy pitcher on the roster during Kenzie Fowler's two week absence due to injury, posting a gutsy two-week stretch in the ace's time off ... Started 26 games, half of which she went the distance ... Struck out 117 batters, tied for eighth most in the conference ... Limited opponents to a .269 batting average ... Supplied an excellent performance in relief vs. Baylor (3/12) in which she pitched the final 4.2 innings of the game, limited the Bear offense to no runs on two hits in Arizona's 9-7 come-from-behind victory ... Pitched the final inning of a combined no-hitter with Kenzie Fowler vs. Cal State Northridge (3/25) ... Had a strikeout-to-walk ratio of less than one with 117 strikeouts to 129 walks ... Tallied a season-high strikeouts vs. Kennesaw State (2/19) with seven in a game she allowed just two base-runners in Arizona's run-rule win ... Slung 13 complete games ... Tossed three shutouts and was a part of three combined ... Threw a season-high eight strikeouts vs. Idaho State (3/5) ... Turned in a masterful performance vs. Loyola Marymount in which she recorded a seven-inning shutout of the Lions (2/27) ... Tucson Super Regional: Pitched the final three innings of game one ... Allowed just a run on three hits after Oklahoma had scored five runs on five hits prior to her entrance.

High School: Earned four letters under Coach Dawn Gaffin at Legacy High School ... Named to all-state, all-region, all-district and all-conference teams all four years ... Tagged as Under Armour All-American junior and senior year, EA All-American junior year, NFCA All-American junior year and ESPN Rise All-American senior year ... Named Colorado's Gatorade Player of the Year and Sportswoman of the Year her junior and senior seasons ... Set school records in strikeouts, ERA, home runs, wins and most state titles (3) Carried a .06 ERA through her senior year in 122 innings pitched with 220 strikeouts while batting .593 with eight home runs and 36 RBI ... With club team (STYXX) was named USSSA player of the year in 2006, 2008 Triple Crown World Series MVP and an ASA All-Star five consecutive years ... Also earned two letters in basketball ... Chose Arizona over Texas A&M, California, Michigan and Tennessee because "it's been my dream school since I was a little girl and I get to learn from the best coaches in the country."

Personal: Born Shelby Jean Babcock in Feb. of 1992 to Jerry and Nancy Babcock ... Has one brother, Bryce, who is 25 ... In her free time, enjoys watching movies ... Intended major is education.

Career Honors:

2012

Pac-12 Pitcher of the Week (4/9-4/15)

2011

Pac-10 All-Freshman

Career Single-Game Highs:

Innings pitched: 10.0, UCLA, Apr 18, 2013

Strikeouts: 10, UCLA, Apr 18, 2013

Batters faced: 45, Oregon, Apr 28, 2012

Field chances: 4, Purdue, Feb 16, 2013

Putouts: 2, 4 times

Assists: 3, 6 times

Runners CS: 1, 11 times

2011 Arizona Softball Individual Game-by-Game for Arizona (as of Jun 28, 2012)																										
#12 Babcock, Shelby - 22 games (All games)																										
Date	Opponent	Pos	AB	R	H	RBI	2B	3B	HR	BB	SB	CS	HBP	SAC	IFB	SDP	GDP	K	PO	A	E	W	L	ERA	NP	
Feb 11	vs Utah-1	P	0	0	0	0	0	0	0	0	0	0	0	0	0	0	0	0	0	3	0	0	0	0.000	0	
Feb 18	TEXAS A&M CC	P	0	0	0	0	0	0	0	0	0	0	0	0	0	0	0	0	0	2	0	0	0	0.000	0	
Feb 26	vs Georgia-1	P	0	0	0	0	0	0	0	0	0	0	0	0	0	0	0	0	0	2	0	0	0	0.000	0	
Feb 26	vs Virginia-2	P	0	0	0	0	0	0	0	0	0	0	0	0	0	0	0	0	0	2	0	0	0	0.000	0	
Feb 27	vs Loyola Marymount-1	P	0	0	0	0	0	0	0	0	0	0	0	0	0	0	0	0	0	2	0	0	0	0.000	0	
Mar 04	UTAH STATE-1	P	0	0	0	0	0	0	0	0	0	0	0	0	0	0	0	0	0	1	0	0	0	0.000	0	
Mar 06	CAL RIVERSIDE	P	0	0	0	0	0	0	0	0	0	0	0	0	0	0	0	0	0	1	0	0	0	0.000	0	
Mar 12	BAYLOR	P	0	0	0	0	0	0	0	0	0	0	0	0	0	0	0	0	0	1	0	0	0	0.000	0	
Mar 13	BAYLOR	P	0	0	0	0	0	0	0	0	0	0	0	0	0	0	0	0	0	1	0	0	0	0.000	0	
Mar 17	vs Oklahoma	P	0	0	0	0	0	0	0	0	0	0	0	0	0	0	0	0	0	2	0	0	0	0.000	0	
Mar 17	vs Louisiana-2	P	0	0	0	0	0	0	0	0	0	0	0	0	0	0	0	0	0	1	0	0	0	0.000	0	
Mar 27	CAL STATE NORTHRI	P	0	0	0	0	0	0	0	0	0	0	0	0	0	0	0	0	0	1	0	0	0	0.000	0	
Apr 02	at Stanford	P	0	0	0	0	0	0	0	0	0	0	0	0	0	0	0	0	0	1	0	0	0	0.000	0	
Apr 09	at Oregon State	P	0	0	0	0	0	0	0	0	0	0	0	0	0	0	0	0	0	1	0	0	0	0.000	0	
Apr 09	at Oregon State	P	0	0	0	0	0	0	0	0	0	0	0	0	0	0	0	0	0	2	0	0	0	0.000	0	
Apr 16	WASHINGTON	P	0	0	0	0	0	0	0	0	0	0	0	0	0	0	0	0	0	1	0	0	0	0.000	0	
Apr 21	ARIZONA STATE	P	0	0	0	0	0	0	0	0	0	0	0	0	0	0	0	0	0	1	0	0	0	0.000	0	
Apr 30	OREGON	P	0	0	0	0	0	0	0	0	0	0	0	0	0	0	0	0	0	0	0	0	0	0.000	0	
May 01	OREGON	P	0	0	0	0	0	0	0	0	0	0	0	0	0	0	0	0	0	0	0	0	0	0.000	0	
May 07	at UCLA	P	0	0	0	0	0	0	0	0	0	0	0	0	0	0	0	0	0	1	0	0	0	0.000	0	
May 14	CALIFORNIA	P	0	0	0	0	0	0	0	0	0	0	0	0	0	0	0	0	0	0	0	0	0	0.000	0	
May 27	OKLAHOMA	P	0	0	0	0	0	0	0	0	0	0	0	0	0	0	0	0	0	3	0	0	0	0.000	0	
Totals		16gs	0	0	0	0	0	0	0	0	0	0	0	0	0	0	0	0	0	6	26	0	0	0.000	0	
On base pct. .000 • Slugging pct. .000																										
#12 Babcock, Shelby - 38 appearances (All games)																										
Date	Opponent	GS	IP	H	R	ER	BB	SO	2B	3B	HR	WP	BK	HBP	Score	W-L	Sv	ERA	NP							
Feb 11	vs Utah-1	0	5.1	4	3	1	7	3	0	0	0	0	0	0	8-3	1-0	0	1.31	110							
Feb 18	vs Oklahoma-2	0	5.0	10	11	10	7	2	1	0	2	3	0	0	15-1	1-1	0	2.49	112							
Feb 18	vs Cal Poly	0	1.0	0	0	0	0	0	0	0	0	0	0	0	0-0	0-0	0	0.00	0							
Feb 18	TEXAS A&M CC	0	2.0	3	0	0	1	3	0	0	0	0	0	0	15-0	1-1	0	5.78	36							
Feb 19	at KENNESAW STATE-2	0	5.0	3	0	0	0	0	0	0	0	0	0	0	8-6	2-1	0	4.20	60							
Feb 20	PACIFIC-2	0	3.0	5	3	0	2	1	4	1	0	0	0	0	8-6	2-1	0	4.27	76							
Feb 26	vs Georgia-1	0	3.2	10	5	4	3	4	2	0	2	0	0	0	0-8	2-1	0	4.76	113							
Feb 26	vs Virginia-2	0	7.0	1	1	1	1	1	0	0	0	0	0	0	9-7	1-1	0	2.89	168							
Feb 27	vs Loyola Marymount-1	0	7.0	5	0	0	3	4	1	0	0	0	0	0	6-0	4-1	0	3.59	107							
Mar 04	UTAH STATE-1	0	6.0	5	3	1	4	3	1	0	0	0	0	0	11-3	5-1	0	3.27	91							
Mar 05	IDAH0 STATE-2	0	6.0	7	4	3	2	1	0	0	0	0	0	0	16-5	11-2	0	3.29	121							
Mar 06	CAL RIVERSIDE	0	5.0	4	0	0	1	5	0	0	0	0	0	0	8-0	7-1	0	3.00	68							
Mar 11	BAYLOR	0	4.2	2	0	0	0	3	1	0	0	0	0	0	0-6	7-1	0	2.69	41							
Mar 12	BAYLOR	0	4.2	2	0	0	0	3	1	0	0	0	0	0	0-6	7-1	0	2.69	25							
Mar 13	BAYLOR	0	7.0	4	3	3	3	6	0	0	1	0	0	0	2-3	8-2	0	2.70	104							
Mar 15	at New Mexico State	0	3.0	10	2	2	2	6	0	0	1	0	0	0	3-5	8-2	0	3.01	88							
Mar 17	vs Oklahoma	0	2.0	2	2	2	2	6	0	0	1	0	0	0	0-8	9-2	0	3.00	81							
Mar 17	vs Louisiana-2	0	5.0	3	2	2	1	6	0	0	1	0	0	0	10-2	9-2	0	3.37	82							
Mar 18	vs Michigan	0	1.0	1	1	1	1	0	0	0	0	0	0	0	0-8	9-2	0	3.05	22							
Mar 19	vs San Jose State	0	4.1	11	6	6	3	3	3	0	0	0	0	0	14-6	10-2	0	3.37	-							
Mar 25	CAL STATE NORTHRI	0	1.0	0	0	0	0	2	0	0	0	0	0	0	8-0	10-2	0	3.33	13							
Mar 27	CAL STATE NORTHRI	0	3.2	7	4	3	2	1	0	0	0	0	0	0	16-5	11-2	0	3.50	96							
Apr 02	at Stanford	0	3.2	4	1	1	6	2	0	0	0	0	0	0	6-1	11-2	0	3.44	99							
Apr 09	at Oregon State	0	5.2	6	4	0	0	0	1	0	0	2	0	0	4-1	12-2	0	3.25	101							
Apr 09	at Oregon State	0	7.0	6	0	0	0	3	1	0	0	0	0	0	13-5	14-2	0	3.43	107							
Apr 16	WASHINGTON	0	4.0	8	5	5	3	2	0	0	0	0	0	0	13-5	14-2	0	3.43	82							
Apr 17	WASHINGTON	0	4.0	8	5	5	3	2	0	0	0	0	0	0	13-5	14-2	0	3.43	82							
Apr 21	ARIZONA STATE	0	7.0	5	4	4	4	1	0	0	0	0	0	0	0-4	15-3	0	3.41	127							
Apr 22	ARIZONA STATE	0	6.0	11	13	11	8	4	1	0	3	1	0	0	10-13	15-4	0	3.84	150							
Apr 23	ARIZONA STATE	0	1.1	0	0	0	1	1	0	0	0	0	0	0	3-4	15-4	0	3.80	15							
Apr 29	OREGON	0	7.0	3	2	2	9	5	0	0	0	2	0	0	0-2	15-5	0	3.71	154							
Apr 30	OREGON	0	5.0	7	9	6	6	3	5	0	2	2	0	0	6-12	15-6	0	3.87	108							
May 01	OREGON	0	7.0	9	6	6	6	3	5	0	2	2	0	0	7-7	16-6	0	3.97	138							
May 07	at UCLA	0	4.0	5	3	3	1	1	2	1	0	0	0	0	7-1	17-6	0	3.91	76							
May 08	at UCLA	0	6.0	9	5	5	5	8	0	2	0	0	0	0	8-5	17-7	0	3.98	120							
May 13	CALIFORNIA	0	5.0	0	4	4	8	2	0	0	0	0	0	0	4-9	17-8	0	4.03	103							
May 14	CALIFORNIA	0	1.0	0	0	0	0	0	0	0	0	0	0	0	3-6	17-8	0	4.01	15							
May 27	OKLAHOMA	0	3.0	0	0	0	0	0	0	0	0	0	0	0	0-0	18-8	0	3.98	44							
Totals		26	170.2	179	108	97	129	117	24	2	18	17	0	14	238-167	17-8	0	3.98	-							


5-11, Senior, 3L

Pitcher

Bats – R, Throws – R

Hometown: Tucson, Ariz.

KENZIE FOWLER - #19



Candrea Says: "Kenzie is in a good place right now. I am very excited for what she brings to the table and still believe she can be one of the best in the country. I think she is enjoying the game again and having fun."

2013: Opted to redshirt the season while recovering from back surgery.

2012: Named to the 2012 USA Softball Player of the Year Watchlist ... Went 15-9 with a 2.85

ERA in 154.2 innings pitched ... Struck out 180 batters and limited opponents to a .218 batting

average ... Recorded eight shutouts on the season ... Saved two games ... Went the distance in 15 of the 25 games she started ...

Notched four games with double-digit strikeouts, including a season-best 12 against College of Charleston (3/2) ... Pitched 38 consecutive innings of scoreless softball (2/23-3/4) ... Ranked 31st in the country with 8.1 strikeouts per seven innings ... Tossed a one-hit, seven-inning shutout against UAB (2/17) ... Picked up a pair of victories at the Hillenbrand Invitational while striking out 19 batters in 14 innings pitched ... Did not allow a run to cross the plate in 21 innings of work at the Cathedral City Classic. Fowler recorded complete-game shutouts of Fresno State, Oklahoma State and Syracuse and picked up a save vs. Fordham ... Allowed three hits in 12 innings pitched while not allowing College of Charleston to cross the plate on the weekend. Fowler struck out 20 batters, including a season-high 12 in five innings (3/2) ... Was perfect through three innings vs. Iowa and allowed only one run on three hits while striking out nine Hawkeyes. The run allowed was her first given up in 38 innings ... Tucson Regional: Allowed one run in six innings against Notre Dame (5/19) ... Fanned six Fighting Irish without walking a batter in Arizona's 7-2 victory ... Norman Super Regional: Allowed seven runs, five earned in her start in game two ... Allowed nine hits while walking five and striking out two.

2011: An NFCA All-American for the second consecutive year, a second-team selection ... Cited as a Pac-10 All-Academic performer (honorable mention) ... Named to the NFCA All-West Region first team ... An all-conference honoree for the second time in as many years, a second-team choice ... One of 25 players named USA Softball Player of the Year Finalists ... Chosen as USA Softball Player of the Week and Pac-10 Pitcher of the Week (3/28-4/3) when she shutout Stanford in 15.1 innings pitched, allowing just four total hits while striking out 17 Cardinal batters ... Earned preseason ac-

2012 Arizona Softball
Individual Game-by-Game for Arizona (as of Jun 28, 2012)

#19 Fowler, Kenzie - 16 games (All games)

Date	Opponent	Pos	AB	R	H	RBI	2B	3B	HR	BB	SO	SB	CS	HBP	SAC	SF	GDP	K	PO	A	E	Avg
Feb 10	vs Nebraska	*p	0	0	0	0	0	0	0	0	0	0	0	0	0	0	0	0	0	0	0	0.000
Feb 17	ALABAMA BIRMINGHAM	*p	0	0	0	0	0	0	0	0	0	0	0	0	0	0	0	0	0	0	0	0.000
Feb 18	WESTERN KENTUCKY	*p	0	0	0	0	0	0	0	0	0	0	0	0	0	0	0	0	0	0	0	0.000
Feb 23	vs Fresno State	*p	0	0	0	0	0	0	0	0	0	0	0	0	0	0	0	0	0	0	0	0.000
Feb 25	vs Syracuse	*p	0	0	0	0	0	0	0	0	0	0	0	0	0	0	0	0	0	0	0	0.000
Mar 04	COL OF CHARLESTON	*p	0	0	0	0	0	0	0	0	0	0	0	0	0	0	0	0	0	0	0	0.000
Mar 21	NEW MEXICO STATE	*p	0	0	0	0	0	0	0	0	0	0	0	0	0	0	0	0	0	0	0	0.000
Mar 23	at Arizona State	*p	0	0	0	0	0	0	0	0	0	0	0	0	0	0	0	0	0	0	0	0.000
Mar 31	STANFORD	*p	0	0	0	0	0	0	0	0	0	0	0	0	0	0	0	0	0	0	0	0.000
Apr 06	at Washington	*p	0	0	0	0	0	0	0	0	0	0	0	0	0	0	0	0	0	0	0	0.000
Apr 11	UTAH	*p	0	0	0	0	0	0	0	0	0	0	0	0	0	0	0	0	0	0	0	0.000
Apr 13	at California	*p	0	0	0	0	0	0	0	0	0	0	0	0	0	0	0	0	0	0	0	0.000
Apr 15	at California	*p	0	0	0	0	0	0	0	0	0	0	0	0	0	0	0	0	0	0	0	0.000
Apr 27	OREGON	*p	0	0	0	0	0	0	0	0	0	0	0	0	0	0	0	0	0	0	0	0.000
May 06	at UCLA	*p	0	0	0	0	0	0	0	0	0	0	0	0	0	0	0	0	0	0	0	0.000
May 26	at Oklahoma	*p	0	0	0	0	0	0	0	0	0	0	0	0	0	0	0	0	0	0	0	0.000
Totals			14gs	0	0	0	0	0	0	0	0	0	0	0	0	0	0	0	0	0	0	0.000

On base pct. .000 • Slugging pct. .000

#19 Fowler, Kenzie - 30 appearances (All games)

Date	Opponent	GS	IP	H	R	ER	BB	SO	2B	3B	HR	WP	BK	HBP	IBB	Score	W-L	Sv	ERA	NP	
Feb 10	vs Georgia Tech	*	2.0	1	0	0	1	3	0	0	0	0	0	0	0	1-2	0-0	0	0.00	130	
Feb 10	vs Nebraska	*	5.1	7	9	0	6	8	1	0	1	2	0	0	0	10-11	0-0	0	6.68	130	
Feb 17	ALABAMA BIRMINGHAM	*	7.0	1	0	0	3	11	1	0	0	1	0	0	0	10-11	0-0	0	3.42	102	
Feb 18	WESTERN KENTUCKY	*	7.0	6	4	4	4	8	1	0	0	0	0	0	0	6-4	2-0	0	3.61	127	
Feb 23	vs Fresno State	*	6.0	2	0	0	0	3	1	0	0	0	0	0	0	9-0	3-0	0	2.62	84	
Feb 24	vs Oklahoma State	*	6.0	2	0	0	0	2	9	1	0	0	0	0	0	8-0	4-0	0	2.31	90	
Feb 25	vs Fordham	*	2.0	0	0	0	0	2	3	0	0	0	0	0	0	0-2	4-0	1	2.18	38	
Feb 25	vs Syracuse	*	5.0	2	0	0	0	12	0	0	0	0	0	0	0	9-0	6-0	0	1.63	76	
Mar 02	COL OF CHARLESTON	*	5.0	2	0	0	0	2	12	1	0	0	0	0	0	9-0	6-0	1	1.63	78	
Mar 04	COL OF CHARLESTON	*	7.0	1	0	0	0	3	8	0	0	0	0	0	0	5-0	7-0	1	1.42	85	
Mar 16	vs Iowa	*	7.0	3	5	9	6	5	9	0	0	3	2	0	0	1-9	8-1	0	1.84	120	
Mar 21	NEW MEXICO STATE	*	2.2	1	2	2	2	2	0	0	0	0	0	0	0	2-4	8-2	1	1.97	55	
Mar 23	at Arizona State	*	4.1	3	6	8	7	1	0	0	0	0	0	0	0	6-9	8-2	1	2.42	108	
Mar 24	at Arizona State	*	0.1	2	2	2	3	0	0	0	0	0	0	0	0	6-7	8-3	1	2.59	17	
Mar 28	SAN DIEGO STATE	*	7.0	8	6	6	6	4	9	0	0	0	0	0	0	8-6	8-1	1	2.68	110	
Mar 31	STANFORD	*	5.0	7	3	3	6	4	5	0	0	0	0	0	0	9-1	3-1	1	2.79	83	
Apr 06	at Washington	*	7.0	7	3	3	6	4	1	0	0	0	0	0	0	5-3	10-3	1	2.81	138	
Apr 10	UTAH	*	6.0	2	0	0	0	0	0	0	0	0	0	0	0	11-3	1-4	0	1.64	98	
Apr 11	UTAH	*	4.0	3	2	2	3	3	0	0	0	0	0	0	0	4-2	12-3	1	2.68	66	
Apr 13	at California	*	6.0	2	2	2	5	6	0	0	0	0	0	0	0	0-2	12-4	1	2.53	2	
Apr 15	at California	*	7.0	3	0	0	0	0	0	0	0	0	0	0	0	5-4	14-2	1	2.76	76	
Apr 18	NEW MEXICO-2	*	7.0	3	0	0	0	0	1	1	0	0	0	0	0	0-0	13-5	1	2.60	98	
Apr 27	OREGON	*	4.0	6	8	7	3	4	2	0	0	0	0	0	0	7-11	13-6	1	2.91	76	
Apr 29	OREGON	*	5.0	4	0	0	0	0	0	0	0	0	0	0	0	5-4	14-2	1	2.80	81	
May 04	at UCLA	*	6.0	8	10	4	7	5	1	0	0	0	0	0	0	4-10	14-7	1	2.88	135	
May 06	at UCLA	*	3.0	4	1	3	2	1	0	0	0	0	0	0	0	7-6	14-7	2	2.87	63	
May 11	OREGON STATE	*	4.1	7	3	2	1	8	1	0	0	0	0	0	0	0-4	16-3	2	2.78	83	
May 19	NOTRE DAME	*	6.0	8	2	1	0	6	1	0	0	0	0	0	0	7-2	15-8	2	2.72	88	
May 26	at Oklahoma	*	7.1	9	2	6	5	10	0	0	0	0	0	0	0	1-7	16-9	1	2.85	134	
Totals			24	154.2	126	83	63	93	180	16	2	16	8	0	14	0	158-113	15-9	2	2.85	134

2011 Arizona Softball
Individual Game-by-Game for Arizona (as of Jun 28, 2012)

#19 Fowler, Kenzie - 45 appearances (All games)

Date	Opponent	GS	IP	H	R	ER	BB	SO	2B	3B	HR	WP	BK	HBP	IBB	Score	W-L	Sv	ERA	NP
Feb 10	vs Indiana	*	7.0	3	0	0	1	12	0	0	0	0	0	0	0	0-0	4-0	1-0	0.00	64
Feb 11	vs Utah-1	*	1.2	0	0	0	0	3	0	0	0	0	0	0	0	0-0	8-3	1-0	0.00	19
Feb 11	vs Nebraska-2	*	7.0	4	1	1	4	9	0	0	0	1	0	0	0	0-1	6-1	2-0	0.45	96
Feb 12	vs Texas A&M-1	*	7.0	5	3	7	1	11	0	0	0	1	0	0	0	1-0	6-3	3-0	0.62	62
Feb 13	vs Cal Poly	*	4.0	2	0	0	0	6	0	0	0	0	0	0	0	0-0	14-0	4-0	0.53	50
Feb 18	TEXAS A&M CC	*	3.0	1	0	0	0	2	0	0	0	0	0	0	0	0-0	15-0	5-0	0.47	29
Feb 19	DRAKE-1	*	7.0	4	3	1	1	9	0	0	0	0	0	0	0	0-0	5-3	6-0	0.57	105
Feb 20	TEXAS A&M CC-1	*	5.0	3	1	0	0	6	0	0	0	0	0	0	0	0-0	9-1	7-0	0.50	74
Feb 20	PACIFIC-2	*	4.0	4	3	1	0	7	0	0	0	0	0	0	0	1-0	8-6	8-0	0.46	73
Feb 25	vs LSU	*	7.0	4	3	1	3	8	0	0	0	1	0	0	0	3-0	4-0	3-0	0.58	98
Feb 26	vs Georgia-1	*	1.0	2	3	3	0	0	0	0	0	0	0	0	0	0-0	0-8	9-1	0.91	17
Feb 27	vs San Diego State-2	*	3.0	6	3	0	1	6	0	0	0	0	0	0	0	0-0	7-9	15-2	0.81	95
Mar 04	PORTLAND STATE-2	*	5.0	3	1	1	0	7	0	0	0	0	0	0	0	0-0	8-0	11-1	0.75	65
Mar 05	MINNESOTA-1	*	5.0	3	1	1	0	7	0	0	0	0	0	0	0	2-0	10-1	12-1	0.79	77
Mar 05	IDHO STATE-2	*	1.0	1	0	0	0	2	0	0	0	0	0	0	0	0-0	1-0	2-3	0.78	13
Mar 09	CREIGHTON	*	6.0	1	0	0	0	7	0	0	0	0	0	0	0	0-0	8-0	13-1	0.72	67
Mar 11	BYLOR	*	4.2	9	6	6	3	5	0	0	0	3	0	0	0	0-0	0-6	13-2	1.19	99
Mar 12	BYLOR	*	2.1	8	7	7	1	11	0	0	0	0	0	0	0	0-0	9-7	13-2	1.74	9
Mar 15	at New Mexico State	*	7.0	7	2	2	3	5	0	0	0	1	0	0	0	0-0	1-7	14-2	1.76	116
Mar 15	at New Mexico State	*	3.0	6	3	0	1	6	0	0	0	0	0	0	0	0-0	3-6	15-2	1.72	49
Mar 17	vs Oklahoma	*	6.0	6	7	7	4	4	5	0	0	0	0	0	0	0-0	0-8	15-4	2.09	120
Mar 18	vs Michigan	*	6.0	6	7	7	4	4	5	0	0	0	0	0	0	0-0	0-8	15-4	2.09	120
Mar 19	vs DePaul	*	7.0	4	0	0	0	1	0	0	0	0	0	0	0	0-0	7-1	16-4	1.36	130
Mar 20	vs San Jose State	*	1.2	0	0	0	0	3	0	0	0	0	0	0	0	0-0	14-5	16-5	0.43	103
Mar 25	CAL STATE NORTHRI	*	4.0	0	0	0	2	5	0	0	0	0	0	0	0	0-0	8-0	17-4	1.87	44
Mar 26	CAL STATE NORTHRI	*	5.0	2	1	0	1	6	0	0	0	0	0	0	0	0-0	10-1	18-4	1.79	86
Mar 27	CAL STATE NORTHRI	*	7.0	1	0	0	0	1	0	0	0	0	0	0	0	0-0	16-2	19-4	1.65	101
Apr 01	at Stanford	*	3.1	0	0	0	0	1	0	0	0	0	0	0	0	0-0	8-0	19-4	1.70	69
Apr 02	at Stanford	*	3.0	1	0	0	0	1	0	0	0	0	0	0	0	0-0	6-1	20-4	1.66	63
Apr 03	at Stanford	*	7.0	2	0	0	0	3	0	0	0	0	0	0	0	0-0	17-2	20-4	1.57	24
Apr 08	at Oregon State	*	6.0	5	3	3	6	8	0	0	0	0	0	0	0	0-0	1-3	21-5	1.65	133
Apr 09	at Oregon State	*	1.1	1	1	1	0	2	0	0	0	0	0	0	0	0-0	0-1	22-5	1.65	133
Apr 15	WASHINGTON	*	7.0	6	3	2	3	5	0	0	1	0	0	0	0	0-0	0-3	21-6	1.71	108
Apr 16	WASHINGTON	*	3.0	0	0	0	0	0	0	0	0	0	0	0	0	0-0	13-5	21-6	1.69	118
Apr 17	WASHINGTON	*	3.0	1	0	0	0	6	0	0	0	0	0	0	0	0-0	17-2	22-6	1.66	119
May 06	at UCL	*	7.0	3	1	1	4	11	1	0	1	0	0	0	0	0-1	5-1	22-6	1.63	112
May 07	at UCL	*	3.0	3	0	0	0	5	0	0	0	0	0	0	0	0-0	7-1	22-6	2.16	42
May 12	CALIFORNIA	*	10.0	7	2	0	0	5	10	0	0	0	0	0	0	0-0	0-4	23-6	1.60	42
May 13	CALIFORNIA	*	2.0	15	4	2	4	1	2	0	0	0	0	0	0	0-0	0-4	23-6	2.16	37
May 14	CALIFORNIA	*	6.0	10	4	2	7	11	0	0	0	0	0	0	0	0-0	0-4	23-6	2.16	37
May 20	HARVARD	*	6.0	3	0	0	0	2	4	0	0	0	0	0	0	0-0	10-0	24-7	1.69	99
May 21	NEW MEXICO STATE	*	7.0	8	3	0	3	3	5	0	0	0	0	0	0	0-0	8-0	26-7	1.63	141
May 22	TEXAS TECH	*	6.0	8	5	5	3	10	0	0	0	0	0	0	0	0-0	10-2	26-7	1.63	141
May 27	OKLAHOMA	*	4.0	5	5	4	2	4	1	0	0	0	0	0	0	0-0	0-6	26-8	1.76	85
May 28	at Oklahoma	*	6.0	8	5	5	4	2	4	1	0	0	0	0	0	0-0	0-6	26-8	1.76	85
			34	21	10	7	5	100	28	14	12	8	0	0	0	22-21	121		1.67	1371

SENIOR PROFILES - KENZIE FOWLER

2010: Arizona's ace earned a reputation as one the most feared pitchers in the country as a freshman ... Cited as a first team NFCA All-American, the first Wildcat freshman to be a first team All-America selection since Caitlin Lowe in 2004 ... One of 10 finalists for USA Player of the Year ... One of two conference freshman named first team All-Pac-10 ... Selected to first team NFCA All-Pacific Region ... Started 47 games, posting a 38-9 record with a 1.53 ERA in 52 appearances ... Honored as NFCA Player of the Week as well as Pac-10 Pitcher of the Week, March 8-15 while not allowing a run over the four game Wildcat Invitational, which included a 17 strikeout, one-hit outing vs. Creighton ... Garnered USA Softball Player of the Week and Pac-10 Pitcher of the Week April 15-22 in Arizona's sweep of Stanford, where she allowed only 11 hits and struck out 19 ... Had a season high 18 strike outs in her second collegiate game vs. Northwestern ... Tossed four no-hitters, including a perfect game, and threw six one-hitters ... Against Oregon State on April 24, tossed a five-inning perfect game, the eighth in UA history and first Taryne Mowatt's on March 18, 2006 ... Held opponents to a .174 batting average during the conference slate, only bested by USA Softball Player of the Year Danielle Lawrie of Washington ... Also finished second to Lawrie in innings pitched (95.2), strike outs (106) and wins (12) ... Recorded one save in an 11-3 victory for Arizona against Louisville on March 18 in which Fowler tossed three innings in relief ... Her 38 wins rank fourth on Arizona's all-time list and were third best in the country this year ... Struck out 371 batters, seventh best in a season in Arizona history ... With just one season in the books, already finds herself on the all-time list for strikeouts in a career in seventh place ... Pitched 284.1 innings, sixth most in Arizona history ... Got it done in the batters box as well in 11 games recording an at bat ... Finished the season with a .364 batting average, homering twice and driving in six runs in 22 at bats ... Blasted a grand slam April 3 vs. ASU ... Tucson Regional: Struck out 26 batters over three games in which she went 2-0 ... Picked up the win in the first two games without allowing a run and scattering six hits over 11 total innings pitched ... Pitched a season-high 204 pitches in the third game over 11.1 innings before being lifted in favor of Sarah Akamine who recorded the win ... Gave up five earned runs 22.1 total innings pitched over the weekend, all while fighting off swelling in her pitching hand ... Tucson Super Regional: Picked up

the win in the first outing vs. BYU in a 2-1 decision which she struck out 10 ... Was hit on her throwing arm by a line drive that chased her from the game before recording an out in the second game ... WCWS: Named to All-WCWS Team for a gutsy performance that included 36.2 innings pitched over six days ... Had two 10+ strike-out outings (13 vs. Hawaii on June 5 and 12 vs. UCLA and June 7) ...

[illegible]

2014 ARIZONA SOFTBALL MEDIA GUIDE

Pitched all but nine innings in the series for Arizona.

High School: Undoubtedly one of the most heralded recruits in Arizona history ... Canyon Del Oro High School, Oro Valley, Ariz., 2009 ... Played four years of varsity softball under Amy Swiderski ... Was the 2008 and 2009 Gatorade National Player of the Year, and the 2007-09 Gatorade Arizona Player of the Year ... Is a four-time NFCA and EA Sports first team All-American, a 2008 Under Armour All-American and made the 2006-09 Arizona Republic All-State first team ... Also named the 2009 NHSCA National Player of the Year ... Was an NFCA Academic All-American in 2009 ... Led the Dorados to three 4A State Championships, and one runner-up ... Four-time Arizona Daily Star, three-time Tucson Citizen, and 2009 Arizona Republic Player of the Year ... Was a member of the 2006 USA Junior National Team, and won a gold medal at the National Pan American World Qualifier in Puerto Rico ... Among the 13 pitching records held at CDO, few are more impressive than her 0.048 ERA in her senior season, her 1,449 career strikeouts in 685 innings and her 14 no-hitters in a season ... Is also an accomplished hitter, holding three CDO records for career hits (163), home runs in a game (2), and RBI in a single season (45) ... Played eight years of travel ball for the Arizona Desert Thunder under her father, Lance Fowler ... Placed in the top 25 for 18 gold in 2007-09 ... Also played volleyball in her freshman year, and was named offensive player of the year.

Personal: Academic major is journalism ... Daughter of Lance and Kelly Fowler; both UA graduates ... Father is an engineering manager ... Mother is a high school coach and a public relations coordinator ... Has one sister, Mattie ... Eight of her family members have graduated from Arizona ... Six relatives participated in college athletics, most in basketball ... Lists photography and traveling as her hobbies ... Decided to attend UA because "I wanted to play for the best coaching staff in the nation and for my hometown" ... Born Kenzie Anne Fowler in March, 1991.

Career Stats:

Year	ERA	W	L	App	GS	CG	SHO	CBO	SV	IP	H	R	ER	BB	SO	2B	3B	HR	BF	B/Avg	WP	HBP	BK	SFA	SHA
2010	1.63	35	9	49	44	32	13	2	1	266.1	161	81	62	146	339	23	1	21	1121	.172	9	18	15	3	18
2011	1.87	26	9	45	34	23	8	3	2	213.1	161	74	57	100	243	14	2	12	921	.205	6	20	5	3	13
2012	2.85	15	9	30	24	15	8	0	2	154.2	126	83	63	93	180	16	2	16	697	.218	8	14	0	2	11
TOTAL	1.95	79	27	127	105	72	31	6	5	652.1	451	238	182	341	794	53	5	49	2803	.191	23	55	20	8	42

Year	Avg	GP	GS	AB	R	H	2B	3B	HR	RBI	TB	SLG%	BB	HBP	SO	GDP	OB%	SF	SH	SB	ATT	PO	A	E	FLD%
2010	.364	11	10	22	3	8	1	0	2	6	15	.682	4	0	5	0	.462	0	1	0	0	4	32	0	1.000
2011	.000	0	0	0	0	0	0	0	0	0	0	.000	0	0	0	0	.000	0	0	0	0	5	22	1	.964
2012	.000	0	0	0	0	0	0	0	0	0	0	.000	0	0	0	0	.000	0	0	0	0	3	17	1	.952
TOTAL	.364	11-10	22	3	8	1	0	2	6	15	.682	4	0	5	0	.462	0	1	0	0	12	71	2	.976	

Career Honors:

2012

USA Softball Player of the Year Watchlist (50 Players)

2011

NFCA All-American (Second Team)

Pac-10 All-Academic (Honorable Mention)

NFCA All-West Region (First Team)

All-Pac-10 (Second Team)

USA Softball Player of the Year Finalist (25 Players)

USA Softball Player of the Week (3/28-4/3)

Pac-10 Pitcher of the Week (3/28-4/3)

USA Softball Player of the Year Watchlist (50 Players)

ESPN Preseason All-American

2010

NFCA All-American (First Team)

All-WCWS

All-Pac-10 (First Team)

Pac-10 All-Freshman

NFCA All-West Region (First Team)

NFCA Player of the Week (3/8-3/15)

Pac-10 Pitcher of the Week (3/8-3/15)

USA Softball Player of the Week (4/15-4/22)

Pac-10 Pitcher of the Week (4/15-4/22)

USA Softball Player of the Year Finalist (10 Players)

USA Softball Player of the Year Finalist (25 Players)

Career Single-Game Highs:

Pitching/Defense

Innings pitched: 11.1, Hofstra, May 23, 2010

Walks allowed: 9, at Arizona State, Apr 01, 2010 ; Hofstra, May 23, 2010

Strikeouts: 18, vs Northwestern, Feb 13, 2010

Batters faced: 57, Hofstra, May 23, 2010

Field chances: 3, at Arizona State, Apr 01, 2010 ; vs Cal State Fullerton, Feb 14, 2010 ; at California, Apr 13, 2012

Putouts: 2, at Arizona State, Apr 01, 2010 ; at Stanford, Apr 01, 2011

Assists: 3, vs Cal State Fullerton, Feb 14, 2010

Runners CS: 2, 4 times

Hitting

Hits: 3, at New Mexico, Mar 28, 2010

Doubles: 1, at New Mexico, Mar 28, 2010

Home runs: 1, at Arizona State, Apr 03, 2010 ; at New Mexico, Mar 28, 2010

Total bases: 7, at New Mexico, Mar 28, 2010

RBI: 4, at Arizona State, Apr 03, 2010

Runs scored: 1, at Arizona State, Apr 03, 2010 ; vs Purdue, Feb 12, 2010 ; at New Mexico, Mar 28, 2010


Walks: 2, Stanford, Apr 18, 2010

Struck out: 1, 5 times

Sac bunts: 1, vs Virginia, Mar 21, 2010

At bats: 4, at Arizona State, Apr 03, 2010 ; at New Mexico, Mar 28, 2010

ALEX LAVINE - #7



2013: Appeared in 55 games with 54 starts, all in centerfield ... Finished fifth on the team with a .297 batting average ... Changed side of the plate to a lefty slapper after spending the first two seasons at Arizona (and her entire life) as a right handed batter ... Entered the year with a career .224 average with 28 hits, bettered both of the most marks with 41 hits in 138 at-bats ... Carried a better Pac-12 average (.300) than nonconference average (.294) ... Battled a quad injury that cost her some time and forced her into the flex position for four starts ... Spent all 50 in the batting order ... Hit six doubles, including two against ASU (5/4) ... Drove in 10 runs on the year ... Finished with a .322 on-base percentage ... Had nine multi-hit games, including her first-career home run ... Notched six defensive assists on the year ... Stole six bases, third most on the team, in eight games ... Finished the year with a .322 fielding percentage with just one error in 83 chances ... Hit in nine of the team's last 10 games, including a hitting streak and hit .414 in her final 29 at-bats of the year ... Drove in six of her 10 runs on the year ... Finished the year with a .322 on-base percentage ... Ranked second on the team with a .322 on-base percentage ... College Station Regional: Recorded two hits in nine at-bats ... Was perfect in nine at-bats ... Recorded a defensive assist against Baylor (5/18).

2012: Played in 41 games, 36 of which came as a defensive replacement in the outfield ... Started four games in right field ... Posted a .125 batting average in 24 at-bats on the season ... Drove in five runs for the campaign ... Notched the biggest hit of her career against San Diego State (3/28) when she blasted a two-out, two-strike, three-run, game-tying home run in the bottom of the seventh, completing a five-run comeback in the seventh inning; Arizona would win the game in extras ... Posted an on-base percentage of .160 while slugging .250 for the campaign ... Tucson Super Regional: Entered all three games as a defensive substitution ... Went 0-for-1 in her only at-bat of the weekend against Notre Dame (5/20) ... Recorded one putout in the outfield ... Norman Super Regional: Entered game two as a defensive sub and went 0-for-1 at the plate ... Nabbed two putouts defensively.

2011: Emerged as Arizona's number one option at shortstop, starting 44 games at short ... A Pac-10 All-Freshman honorable mention

Year	avg	gp-gs	ab	r	h	2b	3b	hr	rbi	tb	slg%	bb	hbp	so	gdp	ob%	sf	sh	sb-att	po	a	e	fld%
2011	248	45-44	101	15	25	3	1	3	19	39	.386	19	2	26	0	.374	1	4	2-3	65	81	10	.936
2012	125	41-4	24	1	3	0	0	1	5	6	.250	1	0	4	0	.160	0	1	0-0	13	0	1	.929
2013	297	55-54	138	14	41	6	0	10	47	.341	4	1	20	0	.322	0	2	8-8	76	6	1	.988	
TOTAL	262	141-102	263	30	69	9	1	4	34	92	.350	24	3	50	0	.330	1	7	8-11	154	87	12	.955

[illegible][illegible]

performer ... Had a very consistent season offensively, with her batting average staying steady near .250 for most of the season before settling at .248 where she ended the season ... Had six multi-hit games ... Drove in 19 runs, seventh best on the team ... Her five multi-RBI games tied for fifth on the squad ... Had a reached-base streak of five during the season, and ended the campaign on a two-game stripe ... Seven of her 25 hits went for extra bases with each extra-base hit occurring in the final two-thirds of the season ... Clocked three homers, three doubles and a triple ... Drew 19 walks, helping her to an on-base percentage of .374 ... Went 2-for-3 in her first collegiate start with a walk and a stolen base vs. Nebraska (2/11) ... Went 2-for-3 with two RBI and a double vs. Idaho State (3/5) ... Registered a triple and a home run with two RBI and two runs scored vs. San Jose State (3/19) ... In a five-game stretch (3/19-4/2), went 6-for-14 with seven RBI, a double, a triple and a home run and five runs scored ... Tucson Regional: Earned two starts at shortstop (New Mexico State, 5/21; Texas Tech, 5/22) ... Drove in a run in each affair ... Went 2-for-3 vs. New Mexico State with a sacrifice fly ... Drew an RBI walk vs. Texas Tech ... Tucson Super Regional: Started both games at shortstop ... Went 1-for-5 at the plate.

High School: A four year letter winner under Coach Becky Higgins at Mountain Ridge High School ... First-team all-state her senior season ... Team captain her junior and senior seasons ... Honored as team MVP her sophomore, junior and senior seasons ... Named first-team all-region all four years ... Cited as honorable mention performer on all-state team her freshman, sophomore and senior season ... Made honor roll all four years ... Set school records in batting average (.618), stolen bases (33) and on-base percentage (.648) ... Team finished third in state playoffs ... Chose Arizona over Wisconsin, Oklahoma State, Washington, Stanford and Louisville because it was her "lifelong dream to play here."

Personal: Born Alexandra Mary Elizabeth Lavine in July of 1992 to Scott and Georgia Lavine ... Has two sisters: Brittany, 25 and Heather, 23 ... In her free time, enjoys hanging out with friends and watching and reading Harry Potter ... Intended major is psychology.

Career Honors:

2010

Pac-10 All-Freshman (Honorable Mention)

Career Single-Game Highs:

Hits: 3, at Utah, Mar 29, 2013

Doubles: 2, Arizona State, May 04, 2013

Triples: 1, vs San Jose State, Mar 19, 2011

Home runs: 1, 4 times

Total bases: 7, vs San Jose State, Mar 19, 2011

RBI: 3, Cal State Northridge, Mar 27, 2011 ; San Diego State, Mar 28, 2012

Runs scored: 2, 5 times

Walks: 2, 4 times

Hit by pitch: 1, Utah State, Mar 04, 2011 ; at Oklahoma, May 28, 2011 ; California, Apr 02, 2013

Sac flies: 1, at New Mexico State, May 21, 2011

Sac bunts: 1, 7 times

At bats: 5, UCLA, Apr 18, 2013 ; at Utah, Mar 29, 2013

Stolen bases: 1, 8 times


Caught stealing: 1, vs Nebraska, Feb 11, 2011 ; Nebraska, Feb 15, 2013 ; at Stanford, May 11, 2013

Field chances: 9, vs DePaul, Mar 19, 2011

Putouts: 6, Portland State, Mar 03, 2013

Assists: 6, vs Michigan, Mar 18, 2011 ; vs DePaul, Mar 19, 2011

ESTELA PIÑON - #32



Year	avg	gp-gs	ab	r	h	2b	3b	hr	rbi	tb	slg%	bb	hbp	so	gdp	ob%	sf	sh	sb-att	po	a	e	fld%
2013	.200	31-24	60	10	12	1	1	2	11	21	.350	11	0	19	1	.324	0	0	0-0	2	12	1	.933
TOTAL	.200	31-24	60	10	12	1	1	2	11	21	.350	11	0	19	1	.324	0	0	0-0	2	12	1	.933

Year	era	w-l	app	gs	cg	sho	sv	ip	h	r	er	bb	so	2b	3b	hr	bf	bavg	wp	hbp	bk	sfa	sha
2013	3.53	13-8	33	16	8	0/0	0	125.0	111	73	63	62	102	24	2	27	560	.233	7	11	0	4	6
TOTAL	3.53	13-8	33	16	8	0/0	0	125.0	111	73	63	62	102	24	2	27	560	.233	7	11	0	4	6

2013: Led the team with a 3.53 ERA in 33 appearances ... Started 16 games and appeared in 17 more in relief ... Was converted to a reliever toward the end of the season and excelled in her role ... In her final 22.1 innings of the season, spanning 11 relief appearances, allowed only two earned runs (0.63 ERA), both of which came in Arizona's final game of the season against Baylor (5/18) ... Over the last 22.1 innings pitched, struck out 18 batters while issuing nine walks and

allowing just 11 base hits, only two of which went for extra bases ... Allowed 27 home runs, but only six of those came in relief appearances ... Finished the season with a 13-8 record ... Struck out 102 batters in 125.0 innings pitched ... Registered eight complete games, second on the team ... Limited batters to a .233 batting average against ... Recorded seven wild pitches, fewest on the team ... Struck out a season-best nine batters in her second ever Division I game against Cal Poly (2/9) ... Allowed at least one earned run in 21 of her first 23 appearances before giving up an earned run in just one of her final 10 appearances ... Pitched all 11 innings of Arizona's 6-5 extra-inning victory over Utah (3/29) ... College Station Regional: Appeared in all three games out of the bullpen and allowed two runs in 8.2 innings pitched ... Pitched a perfect frame against Baylor (5/17) including one strikeout ... Helped Arizona mount a comeback against Penn (5/18) by pitching 4.1 innings of relief and giving up just a single hit to keep the Quakers at bay while the offense scored thrice to win in extra innings ... Pitched the season's final 3.1 innings against Baylor (5/18) and allowed two runs on five hits with a pair of strikeouts.

Prior to Arizona: Spent two years (2011-12) at Yavapai College after a successful four-year career at Sunnyside High School in Tucson ... Spent 2011 with current Arizona assistant coach and former Yavapai College head coach Stacy Iveson where the two won the 2011 NJCAA National Championship ... All-American at Yavapai ... Awarded team MVP at Yavapai in 2011 ... Named conference's most valuable pitcher in 2011 and named conference player of the year and MVP in 2012 ... In two years with Yavapai, posted a 51-6 record with 481 strikeouts and a 1.64 ERA in 346.1 innings pitched.

Personal: Born Estela Annaie Piñon in December, 1991 to Ivan and Estela Piñon ... Has two brothers: Ivan, 16, and Erik, 3 ... In her free time, enjoys sleeping and hanging out with family ... Plans to major in criminal justice ... Decided to attend Arizona because, it's "always been my dream since I was little."

[illegible]

2013 Arizona Softball Individual Game-by-Game for Arizona (as of Aug 12, 2013)																					
#32 Pinon, Estela - 33 games (All games)																					
Date	Opponent	Pos	AB	R	H	RBI	2B	3B	HR	BB	SB	CS	HBP	SAF	FG	GDP	K	PO	A	E	Avg
Feb 08	vs Bradley	p	1	0	0	0	0	0	0	0	0	0	0	0	0	0	0	0	0	0	.000
Feb 08	vs Cal Poly	p	2	0	0	0	0	0	0	0	0	0	0	0	0	0	0	0	0	0	.000
Feb 15	vs NEBRASKA-1	ph	1	0	0	0	0	0	0	0	0	0	0	0	0	0	0	0	0	0	.333
Feb 15	vs DRAKE-2	p	2	1	0	0	0	0	0	1	0	0	0	0	0	0	0	2	0	0	.250
Feb 15	vs SOUTHERN UTAH-1	p	1	0	0	0	0	0	0	0	0	0	0	0	0	0	0	2	0	0	.000
Feb 16	vs PURDUE-2	ph	1	0	1	1	0	0	0	0	0	0	0	0	0	0	0	0	0	0	.300
Feb 17	UTAH STATE	ph	1	0	0	0	0	0	0	0	0	0	0	0	0	0	0	0	0	0	.000
Feb 23	vs Oklahoma	ph	3	0	0	0	0	0	0	0	0	0	0	0	0	0	3	0	1	0	.231
Mar 22	vs Ohio State	p	2	0	0	0	0	0	0	0	0	0	0	0	0	0	0	1	0	0	.200
Mar 21	BOSTON-2	p	2	1	0	0	0	0	0	0	0	0	0	0	0	0	0	0	0	0	.188
Mar 22	vs PORTLAND STATE-2	p	1	0	0	0	0	0	0	0	0	0	0	0	0	0	0	0	0	0	.000
Mar 03	PORTLAND STATE	ph	1	1	1	0	0	0	0	3	0	0	0	0	0	0	0	0	0	0	.211
Mar 07	BOISE STATE	ph	2	0	0	0	0	0	0	0	0	0	0	0	0	0	0	0	0	0	.000
Mar 07	BOISE STATE-1	p	2	2	2	2	0	0	0	0	0	0	0	0	0	0	0	0	0	0	.282
Mar 09	BOISE STATE-2	p	3	2	2	2	0	0	1	0	0	0	0	0	0	0	0	0	0	0	.333
Mar 14	vs Virginia Tech	ph	3	0	0	0	0	0	0	0	0	0	0	0	0	0	0	1	0	0	.300
Mar 14	vs Notre Dame	ph	3	0	0	0	0	0	0	0	0	0	0	0	0	0	0	0	0	0	.000
Mar 15	vs Penn State	ph	3	0	0	0	0	0	0	0	0	0	0	0	0	0	0	1	1	0	.250
Mar 15	vs Michigan	ph	3	0	0	0	0	0	0	0	0	0	0	0	0	0	0	0	0	0	.000
Mar 16	vs Oklahoma	ph	2	0	0	0	0	0	0	0	0	0	0	0	0	0	2	0	0	0	.225
Mar 23	WASHINGTON	p	1	0	0	0	0	0	0	0	0	0	0	0	0	0	0	1	0	0	.220
Mar 25	WASHINGTON	p	2	0	0	0	0	0	0	0	0	0	0	0	0	0	0	0	0	0	.220
Mar 29	at Utah	p	3	0	1	3	0	1	1	0	0	0	0	0	0	0	0	0	1	0	.227
Mar 30	at Utah	ph	3	0	0	0	0	0	0	0	0	0	0	0	0	0	0	0	1	0	.213
Apr 02	CALIFORNIA-1	p	1	0	0	0	0	0	0	0	0	0	0	0	0	0	0	0	0	0	.200
Apr 03	CALIFORNIA	ph	2	0	0	0	0	0	0	0	0	0	0	0	0	0	0	0	0	0	.192
Apr 06	UC SANTA BARBARA	p	2	0	2	0	0	0	0	1	0	0	0	0	0	0	0	0	0	0	.222
Apr 09	at New Mexico State	p	2	0	0	0	0	0	0	0	0	0	0	0	0	0	0	0	0	0	.114
Apr 14	at Oregon	ph	0	0	0	0	0	0	0	0	0	0	0	0	0	0	0	1	0	0	.214
Apr 19	UCLA	p	0	0	0	0	0	0	0	0	0	0	0	0	0	0	0	0	0	0	.214
Apr 21	at Oregon State	p	1	0	0	0	0	0	0	0	0	0	0	0	0	0	0	0	0	0	.211
May 10	at Stanford	p	2	0	0	0	0	0	0	0	0	0	0	0	0	0	0	1	0	0	.203
May 18	vs Baylor	ph	1	0	0	0	0	0	0	0	0	0	0	0	0	0	0	0	0	0	.200
Totals			265	60	10	12	11	1	1	0	2	1	0	0	0	0	0	19	2	12	.201

On base pct. .324 • Slugging pct. .350

Career Single-Game Highs:

(Pitching)

Innings pitched: 11.0, at Utah, Mar 29, 2013

Walks allowed: 7, vs Oklahoma, Feb 21, 2013

Strikeouts: 9, vs Cal Poly, Feb 09, 2013

Batters faced: 48, at Utah, Mar 29, 2013

Field chances: 2, vs Cal Poly, Feb 09, 2013 ; Washington, Mar 25, 2013

Putouts: 1, at Oregon, Apr 14, 2013 ; Portland State, Mar 02, 2013

Assists: 2, vs Cal Poly, Feb 09, 2013 ; Washington, Mar 25, 2013

Runners CS: 1, 6 times

(Hitting)

Hits: 2, UC Santa Barbara, Apr 06, 2013 ; vs Cal Poly, Feb 09, 2013 ; Boise State, Mar 09, 2013

Doubles: 1, vs Cal Poly, Feb 09, 2013

Triples: 1, at Utah, Mar 29, 2013

Home runs: 1, Portland State, Mar 02, 2013 ; Boise State, Mar 09, 2013

Total bases: 5, Boise State, Mar 09, 2013

RBI: 3, Portland State, Mar 02, 2013 ; at Utah, Mar 29, 2013

Runs scored: 2, vs Cal Poly, Feb 09, 2013 ; Boise State, Mar 09, 2013


Walks: 3, Portland State, Mar 03, 2013

Struck out: 3, vs Oklahoma, Feb 21, 2013

At bats: 4, vs Cal Poly, Feb 09, 2013

5-6, Senior, 1L
Catcher/Utility
Bats – R, Throws – R
Hometown: Scottsdale, Ariz.

KELSEY RODRIGUEZ - #24



Year	avg	gp-gs	ab	r	h	2b	3b	hr	rbi	tb	slg%	bb	hbp	so	gdp	ob%	sf	sh	sb-at	po	a	e	fld%
2013	.317	58-58	164	28	52	9	1	3	28	72	.439	20	1	18	1	.384	5	10	2-2	137	7	2	.986
TOTAL	.317	58-58	164	28	52	9	1	3	28	72	.439	20	1	18	1	.384	5	10	2-2	137	7	2	.986

Candrea Says: "Kelsey is one of a kind. She is smart, intelligent and a hard worker. She is a relentless worker. I think she is a very good hitter and she will be in the lineup somewhere. I think she is a kid that can hit .350 and drive in some runs for us."

2013: An honorable mention all-Pac-12 performer ... Was the ultimate utility woman for the team this year; appeared at six different positions in six different spots in the batting order ... Started 58 games, 16 at DP, 16 in right field, 12 at first base, 11 at catcher, two in left field and one at second base ... An unselfish player, as evidenced by her team-leading 15 sacrifice hits; led the league with five sacrifice flies and was sixth with 10 sacrifice bunts ... A well-rounded, solid offensive performer who ranked in the team's top five in the majority of the offensive categories ... Fourth on the team with a .317 average ... Slugged .439, fifth best on the squad ... Got on base at a .384 clip, fourth highest on the club ... Ranked fourth on the team with 52 hits ...

Drove in 28 runs, fourth most on the squad ... Clouted nine doubles, second highest figure on the club ... Hit one of Arizona's four triples ... Collected 72 total bases, fourth most on the team ... Drew 20 walks, fifth most on the squad ... Fifth on the club with a pair of stolen bases in two attempts ... Hit three home runs on the season ... Committed just two errors 146 defensive opportunities, good for a .986 fielding percentage ... In Pac-12 play, ranked third on the team in batting average (.292), RBI (11), total bases (29) and runs scored (11) ... Had 13 multi-hit games, fourth most on the team ... Drove in multiple runs on five occasions, including a five RBI game against Utah State (2/17) ... Caught fire near the beginning of Pac-12 play when she recorded four multi-hit games over a six-game span, stretching across three conference series (3/24-4/2) in which she batted .474 (9-for-19) with a double, a homer and five RBI ... Compiled a season-best six-game hitting streak (2/15-2/21) ... Had her best outing as a Wildcat when she hit two homers and drove in five runs against Utah State (2/17) ... College Station Regional: Had a hit in each game and drove in three of Arizona's seven runs in the regional ... Hit a walkoff sacrifice fly in the eighth inning to down Penn (5/18) and keep Arizona's season alive, one of her two RBI in the game ... Went 1-for-2 with a walk, an RBI and a run scored against Baylor (5/18).

Prior to Arizona: Spent two years (2011-12) at Pacific University after attending Seton Catholic High School under Head Coach Jerry Mullin in Scottsdale, Ariz. ... Awarded Big West Freshman Player of the Year in 2011 ... Cited as first-team all-conference in both season with the Tigers ... 2011 second-team NFCA All-Pacific Region ... Named Big West Player of the Week May 9, 2011 ... In two years with Pacific, batted .350 with 58 runs scored, 14 doubles, seven home runs, 58 RBI and swiped eight bags in nine attempts ... Led Pacific with a .381 batting average as a freshman, good for seventh highest batting average in Pacific history, and third best for a freshman ... Her time at Pacific followed a very successful career at Seton Catholic High School in which she was a part of two consecutive state championships including an undefeated senior season.

Personal: Born Kelsey Anne Rodriguez in September of 1991 to Adam and Lisa Rodriguez in Placentia, Calif. ... Has one brother, Ryan (16), and one sister, teammate Courtney (18) ... In her free time, enjoys baking and cooking ... Plans to major in psychology ... Chose Arizona over New Mexico State, New Mexico, San Diego State because Arizona is a "competitive, hard-working program with the top coaches to learn from."

Career Honors:

2013

All-Pac-12 (Honorable Mention)

Career Single-Game Highs:

Hits: 2, 13 times

2013 Arizona Softball Individual Game-by-Game for Arizona (as of Aug 12, 2013)																							
#24 Rodriguez, Kelsey - 58 games (All games)																							
Date	Opponent	Pos	AB	R	H	RBI	2B	3B	HR	BB	SB	CS	HBP	SAC	SF	GDP	K	PO	A	E	Aug	Aug	
Feb 08	vs Northwestern	*c	2	1	1	0	0	0	0	0	0	0	0	0	0	0	0	0	0	0	0	.500	
Feb 08	vs Bradley	*c	2	0	0	0	0	0	0	0	0	0	0	0	0	0	0	0	0	0	0	.250	
Feb 08	vs Cal Poly	*c	4	2	0	0	0	0	0	0	0	0	0	0	0	0	0	0	0	0	0	.250	
Feb 09	vs San Diego State	*c	4	3	0	0	0	0	0	0	0	0	0	0	0	0	0	0	0	0	0	.250	
Feb 09	vs Florida	*c	4	3	0	0	0	0	0	0	0	0	0	0	0	0	0	0	0	0	0	.250	
Feb 15	vs NEBRASKA-1	*cf	3	0	0	0	0	0	0	0	0	0	0	0	0	0	0	0	0	0	0	.250	
Feb 15	DRAKE-2	*c	3	0	0	0	0	0	0	0	0	0	0	0	0	0	0	0	0	0	0	.250	
Feb 15	vs SOUTHERN UTAH-1	*cf	3	0	0	0	0	0	0	0	0	0	0	0	0	0	0	0	0	0	0	.250	
Feb 16	PURDUE-2	*cf	2	2	1	0	0	0	0	0	0	0	0	0	0	0	0	0	0	0	0	.500	
Feb 17	UTAH STATE	*lf	3	0	0	0	0	0	0	0	0	0	0	0	0	0	0	0	0	0	0	.250	
Feb 21	vs Oklahoma	*cf	3	0	0	0	0	0	0	0	0	0	0	0	0	0	0	0	0	0	0	.250	
Feb 21	vs Long Beach State	*cf	2	0	0	0	0	0	0	0	0	0	0	0	0	0	0	0	0	0	0	.250	
Feb 22	vs Ohio State	*cf	4	4	0	0	0	0	0	0	0	0	0	0	0	0	0	0	0	0	0	.250	
Feb 22	vs Loyola Marymount	*cf	2	1	0	0	0	0	0	0	0	0	0	0	0	0	0	0	0	0	0	.250	
Feb 23	vs LSU	*cf	3	0	0	0	0	0	0	0	0	0	0	0	0	0	0	0	0	0	0	.250	
Mar 01	UC RIVERSIDE-1	*cf	4	2	1	0	0	0	0	0	0	0	0	0	0	0	0	0	0	0	0	.250	
Mar 02	BOSTON-1	*cf	4	1	0	0	0	0	0	0	0	0	0	0	0	0	0	0	0	0	0	.250	
Mar 02	PORTLAND STATE-2	*cf	2	2	2	0	0	0	0	0	0	0	0	0	0	0	0	0	0	0	0	.500	
Mar 03	PORTLAND STATE	*cf	2	2	2	0	0	0	0	0	0	0	0	0	0	0	0	0	0	0	0	.500	
Mar 07	BOISE STATE	*cf	2	0	0	0	0	0	0	0	0	0	0	0	0	0	0	0	0	0	0	.250	
Mar 09	BOISE STATE-1	*cf	3	1	1	0	0	0	0	0	0	0	0	0	0	0	0	0	0	0	0	.250	
Mar 09	BOISE STATE-2	*cf	3	0	0	0	0	0	0	0	0	0	0	0	0	0	0	0	0	0	0	.250	
Mar 14	vs Virginia Tech	*cf	3	0	0	0	0	0	0	0	0	0	0	0	0	0	0	0	0	0	0	.250	
Mar 14	vs Notre Dame	*cf	3	0	0	0	0	0	0	0	0	0	0	0	0	0	0	0	0	0	0	.250	
Mar 15	vs Penn State	*cf	3	0	0	0	0	0	0	0	0	0	0	0	0	0	0	0	0	0	0	.250	
Mar 15	vs Michigan	*cf	1	0	0	0	0	0	0	0	0	0	0	0	0	0	0	0	0	0	0	.250	
Mar 16	vs Oklahoma	*cf	3	0	0	0	0	0	0	0	0	0	0	0	0	0	0	0	0	0	0	.250	
Mar 16	WASHINGTON	*cf	3	0	0	0	0	0	0	0	0	0	0	0	0	0	0	0	0	0	0	.250	
Mar 23	WASHINGTON	*cf	1	2	2	0	0	0	0	0	0	0	0	0	0	0	0	0	0	0	0	.500	
Mar 24	WASHINGTON	*c	3	1	2	2	0	0	0	0	0	0	0	0	0	0	0	0	0	0	0	.333	
Mar 25	WASHINGTON	*cf	4	0	0	0	0	0	0	0	0	0	0	0	0	0	0	0	0	0	0	.250	
Mar 28	at Utah	*cf	1	2	1	0	0	0	0	0	0	0	0	0	0	0	0	0	0	0	0	.500	
Mar 29	at Utah	*cf	3	2	0	0	0	0	0	0	0	0	0	0	0	0	0	0	0	0	0	.250	
Mar 30	at Utah	*cf	2	2	0	0	0	0	0	0	0	0	0	0	0	0	0	0	0	0	0	.250	
Apr 02	CALIFORNIA-1	*cf	3	1	2	2	1	0	0	0	0	0	0	0	0	0	0	0	0	0	0	.500	
Apr 02	CALIFORNIA-2	*cf	4	0	0	0	0	0	0	0	0	0	0	0	0	0	0	0	0	0	0	.250	
Apr 03	CALIFORNIA	*cf	2	1	0	0	0	0	0	0	0	0	0	0	0	0	0	0	0	0	0	.250	
Apr 06	UC SANTA BARBARA	*cf	3	2	1	0	0	0	0	0	0	0	0	0	0	0	0	0	0	0	0	.250	
Apr 07	UC SANTA BARBARA	*cf	3	0	0	0	0	0	0	0	0	0	0	0	0	0	0	0	0	0	0	.250	
Apr 09	at New Mexico State-1	*cf	0	1	0	0	0	0	0	0	0	0	0	0	0	0	0	0	0	0	0	.250	
Apr 09	at New Mexico State-2	*cf	2	0	0	0	0	0	0	0	0	0	0	0	0	0	0	0	0	0	0	.250	
Apr 12	at Oregon	*cf	4	0	0	0	0	0	0	0	0	0	0	0	0	0	0	0	0	0	0	.250	
Apr 13	at Oregon	*cf	1	0	0	0	0	0	0	0	0	0	0	0	0	0	0	0	0	0	0	.250	
Apr 14	at Oregon	*cf	2	0	0	0	0	0	0	0	0	0	0	0	0	0	0	0	0	0	0	.250	
Apr 18	UCLA	*cf	4	0	0	0	0	0	0	0	0	0	0	0	0	0	0	0	0	0	0	.250	
Apr 19	UCLA	*cf	4	0	2	1	0	0	0	0	0	0	0	0	0	0	0	0	0	0	0	.250	
Apr 20	UCLA	*cf	3	0	0	0	0	0	0	0	0	0	0	0	0	0	0	0	0	0	0	.250	
Apr 26	at Oregon State	*cf	4	0	0	0	0	0	0	0	0	0	0	0	0	0	0	0	0	0	0	.250	
Apr 27	at Oregon State	*cf	3	0	0	0	0	0	0	0	0	0	0	0	0	0	0	0	0	0	0	.250	
Apr 28	at Oregon State	*cf	4	0	2	0	0	0	0	0	0	0	0	0	0	0	0	0	0	0	0	.250	
May 03	ARIZONA STATE	*cf	4	2	2	0	0	0	0	0	0	0	0	0	0	0	0	0	0	0	0	.250	
May 04	ARIZONA STATE	*cf	2	1	0	0	0	0	0	0	0	0	0	0	0	0	0	0	0	0	0	.250	
May 05	ARIZONA STATE	*cf	1	1	1	0	0	0	0	0	0	0	0	0	0	0	0	0	0	0	0	.250	
May 09	at Stanford	*cf	3	0	0	0	0	0	0	0	0	0	0	0	0	0	0	0	0	0	0	.250	
May 10	at Stanford	*cf	3	0	0	0	0	0	0	0	0	0	0	0	0	0	0	0	0	0	0	.250	
May 11	at Stanford	*cf	4	0	0	0	0	0	0	0	0	0	0	0	0	0	0	0	0	0	0	.250	
May 17	vs Baylor	*cf	3	0	0	0	0	0	0	0	0	0	0	0	0	0	0	0	0	0	0	.250	
May 18	vs Penn	*cf	3	0	0	0	0	0	0	0	0	0	0	0	0	0	0	0	0	0	0	.250	
May 18	vs Baylor	*cf	2	1	1	0	0	0	0	0	0	0	0	0	0	0	0	0	0	0	0	.250	
Totals			58gs	164	28	52	9	1	3	20	2	0	1	10	5	1	18	137	7	2	2	.317	

On base pct. .384 • Slugging pct. .439

On base pct. .384 • Slugging pct. .439

2014 ARIZONA SOFTBALL MEDIA GUIDE

Doubles: 1, 9 times
Triples: 1, vs Oklahoma, Feb 21, 2013
Home runs: 2, Utah State, Feb 17, 2013
Total bases: 8, Utah State, Feb 17, 2013
RBI: 5, Utah State, Feb 17, 2013
Runs scored: 3, Utah State, Feb 17, 2013
Walks: 2, Arizona State, May 05, 2013
Hit by pitch: 1, Arizona State, May 04, 2013
Struck out: 2, UCLA, Apr 18, 2013
Sac flies: 1, 5 times
Sac bunts: 2, at Oregon State, Apr 26, 2013 ; at Utah, Mar 29, 2013
At bats: 4, 11 times
Stolen bases: 1, vs San Diego State, Feb 09, 2013 ; vs Penn State, Mar 15, 2013
Field chances: 10, vs Bradley, Feb 08, 2013 ; vs Cal Poly, Feb 09, 2013
Putouts: 10, vs Bradley, Feb 08, 2013
Assists: 3, at Utah, Mar 30, 2013
Runners CS: 1, vs Cal Poly, Feb 09, 2013 ; vs San Diego State, Feb 09, 2013

5-10, RS Junior, TR
 Shortstop
 Bats – R, Throws – R
 Hometown: San Diego, Calif.

KELLIE FOX - #29




Candrea Says: "She's outstanding. I think she is another kid that has great softball instincts and great skills. Her hands are excellent and she has great range and makes good decisions. Offensively I am looking for her to be a force. She's a kid that can drive in some runs and I am glad Kellie Fox is here."

2013: Transferred to Arizona ... Redshirted season per NCAA transfer rules.

Prior to Arizona: Spent two years (2011-12) at Pac-12 rival UCLA ... A first-team All-Pac-10 selection as a freshman in 2011 ... Batted .342 with 11 homers, 45 RBI and nine doubles in 2011 to go along with a .608 slugging percentage ... Posted a career .295 batting average at UCLA in two seasons while amassing 15 home runs, 18 doubles, a triple and 67 RBI ... Swiped 16 bases in 19 attempts ... Attended Mt. Carmel High School in San Diego and earned four varsity letters ... An all-league, all-county and all-section performer each season ... Named the CalHiSports CIF Division II Player of the Year her senior season after batting .454 with seven home runs, 38 RBI and 13 doubles.

Personal: Sister of former Wildcat shortstop Kristie Fox ... Born Kellie Lynn Fox in October, 1991 in San Diego, Calif., to Jennifer and Michael Fox ... Favorites include the television show "One Tree Hill", singer Taylor Swift, eating sushi and the San Diego Chargers ... Lists her biggest athletic thrill as winning CIF titles all four years and being honored as an Under Armour All-American ... Chose to transfer to Arizona to follow in the footsteps of her sister and to pursue a national title.



2013 Arizona Softball																								
Individual Game-by-Game for Arizona (as of Aug 12, 2013)																								
#77 Goodacre, Chelsea - 59 games (All games)																								
Date	Opponent	Pos	AB	R	H	RBI	2B	3B	HR	BB	SB	C	HBP	SAC	SF	QDP	K	PO	A	E	AVG			
Feb 08	vs Northwestern	"dh"	4	1	0	0	0	0	0	0	0	0	0	0	0	0	2	0	0	0	.000			
Feb 08	vs Bradley	"dh"	4	3	1	0	0	0	0	0	0	0	0	0	0	0	0	0	0	0	.000			
Feb 09	vs Cal Poly	"dh"	3	0	0	0	0	0	0	1	0	0	0	0	0	0	0	0	0	0	.000			
Feb 09	vs San Diego State	"dh"	3	1	0	0	0	0	0	0	0	0	0	0	0	0	0	0	0	0	.000			
Feb 10	vs Florida	"dh"	4	1	1	1	0	0	0	1	0	0	0	0	0	0	1	0	0	0	.059			
Feb 13	NEBRASKA-1	"c"	3	0	0	1	0	0	0	0	0	0	0	0	0	0	0	5	0	0	.105			
Feb 15	DRIVE-2	"dh"	2	0	0	0	0	0	0	0	0	0	0	0	0	0	0	0	0	0	.000			
Feb 16	SOUTHERN UTAH-1	"dh"	3	0	0	2	0	0	0	1	0	0	0	0	0	0	0	0	0	0	.167			
Feb 16	PURDUE-2	"dh"	3	0	0	0	0	0	0	0	0	0	0	0	0	0	0	0	0	0	.165			
Feb 17	UTAH STATE	"dh"	2	0	1	1	0	0	0	0	0	0	0	0	0	0	1	4	0	0	.244			
Feb 21	vs Oklahoma	"c"	2	3	0	0	0	0	0	0	0	0	0	0	0	0	1	4	0	0	.188			
Feb 21	vs Long Beach State	"c"	3	0	0	0	0	0	0	0	0	0	0	0	0	0	0	9	0	0	.227			
Feb 22	vs Ohio State	"c"	3	0	0	0	0	0	0	0	0	0	0	0	0	0	0	10	0	0	.210			
Feb 22	vs Loyola Marymount	"c"	3	0	0	2	0	0	0	0	0	0	0	0	0	0	0	0	0	0	.239			
Feb 23	vs LSU	"dh/c"	3	0	0	1	0	0	0	0	0	0	0	0	0	0	0	2	2	0	.367			
Mar 01	UC RIVERSIDE-1	"dh/c"	3	2	3	2	0	0	0	0	0	0	0	0	0	0	0	4	0	0	.292			
Mar 01	BOSTON-2	"c"	3	2	2	3	0	0	1	1	0	0	0	0	0	0	0	0	0	0	.314			
Mar 02	BOSTON-1	"c"	3	2	2	0	0	0	0	0	0	0	0	0	0	0	0	0	0	0	.368			
Mar 02	PORTLAND STATE-2	"c"	3	1	2	2	1	0	0	0	0	0	0	0	0	0	0	6	0	0	.327			
Mar 03	PORTLAND STATE	"c"	2	0	1	1	0	0	0	1	0	0	0	0	0	0	0	5	1	0	.367			
Mar 07	BOISE STATE	"c"	3	2	1	2	0	0	0	0	0	0	0	0	0	0	0	6	0	0	.334			
Mar 09	BOISE STATE-1	"c"	3	0	1	2	0	0	0	0	0	0	0	0	0	0	0	6	0	0	.365			
Mar 09	BOISE STATE-2	"c"	3	0	0	0	0	0	0	0	0	0	0	0	0	0	0	6	0	0	.334			
Mar 14	vs Virginia Tech	"c"	1	0	0	0	1	0	0	0	2	0	0	0	0	1	0	4	0	0	.388			
Mar 14	vs Notre Dame	"c"	3	1	2	2	0	0	1	0	0	0	0	0	0	0	0	4	0	0	.400			
Mar 15	vs Penn State	"c"	3	0	0	3	0	0	0	0	0	0	0	0	0	0	0	4	0	0	.425			
Mar 15	vs Michigan	"c"	2	3	0	0	0	0	0	0	0	0	0	0	0	0	0	1	2	0	.421			
Mar 16	vs Oklahoma	"c"	3	0	1	1	0	0	0	0	0	0	0	0	0	0	0	11	0	0	.418			
Mar 16	WASHINGTON	"c"	3	0	0	0	0	0	0	0	0	0	0	0	0	0	0	4	0	0	.334			
Mar 24	WASHINGTON	"dh"	3	2	2	3	1	1	1	1	0	0	0	0	0	0	0	0	0	0	.419			
Mar 25	WASHINGTON	"dh/c"	4	0	0	0	0	0	0	0	0	0	0	0	0	0	0	0	0	0	.400			
Mar 28	at Utah	"c"	3	0	0	0	0	0	0	0	0	0	0	0	0	0	0	0	0	0	.415			
Mar 29	at Utah	"c"	5	5	0	0	0	0	0	0	0	0	0	0	0	0	1	2	1	0	.394			
Mar 30	at Utah	"c"	4	0	0	0	0	0	0	0	0	0	0	0	0	0	0	2	0	0	.407			
Apr 02	CALIFORNIA-1	"c"	3	0	0	0	0	0	0	0	0	0	0	0	0	0	0	6	0	0	.376			
Apr 02	CALIFORNIA-2	"c"	3	0	0	1	0	0	0	0	0	0	0	0	0	0	0	7	0	0	.384			
Apr 06	UC SANTA BARBARA	"c"	4	1	2	1	1	0	0	0	0	0	0	0	0	0	0	2	0	0	.383			
Apr 07	UC SANTA BARBARA	"c"	3	0	1	3	0	0	0	0	0	0	0	0	0	0	0	5	0	0	.383			
Apr 09	New Mexico State-1	"c"	3	0	0	0	0	0	0	0	0	0	0	0	0	0	0	0	0	0	.381			
Apr 09	New Mexico State-2	"c"	4	2	1	3	0	0	0	0	0	0	0	0	0	0	1	7	0	0	.381			
Apr 12	at Oregon	"c"	3	0	0	0	0	0	0	0	0	0	0	0	0	0	2	7	1	0	.369			
Apr 12	at Oregon	"c"	3	0	0	0	0	0	0	0	0	0	0	0	0	0	0	7	0	0	.369			
Apr 14	at Oregon	"c"	2	0	0	0	0	0	0	0	0	0	0	0	0	0	1	1	1	0	.361			
Apr 18	UCLA	"c"	3	1	2	0	0	0	0	1	0	0	0	0	0	0	0	10	0	0	.365			
Apr 19	UCLA	"c/dh"	3	0	1	1	0	0	0	0	0	0	0	0	0	0	0	7	0	0	.364			
Apr 20	UCLA	"c/dh"	3	0	1	0	0	0	0	0	0	0	0	0	0	0	0	1	6	0	.364			
Apr 26	at Oregon State	"c"	3	0	0	0	0	0	0	0	0	0	0	0	0	0	0	0	0	0	.362			
Apr 27	at Oregon State	"c"	3	0	1	0	0	0	0	1	0	0	0	0	0	0	0	11	0	0	.362			
Apr 28	at Oregon State	"c"	5	0	1	0	0	0	0	0	0	0	0	0	0	0	1	6	2	0	.357			
May 03	ARIZONA STATE	"c"	3	0	0	0	0	0	0	0	0	0	0	0	0	0	0	7	0	0	.350			
May 04	ARIZONA STATE	"c"	3	0	0	0	0	0	0	0	0	0	0	0	0	0	2	6	0	1	.360			
May 05	ARIZONA STATE	"c"	4	0	0	0	0	0	0	0	0	0	0	0	0	0	0	0	0	0	.352			
May 09	at Stanford	"c"	3	0	0	0	0	0	0	0	0	0	0	0	0	0	0	6	0	0	.346			
May 10	at Stanford	"c"	3	0	0	0	0	0	0	0	0	0	0	0	0	0	0	5	1	0	.339			
May 11	at Stanford	"c"	4	0	0	0	0	0	0	0	0	0	0	0	0	0	0	7	0	0	.343			
May 11	vs Baylor	"c"	4	0	2	0	0	0	0	0	0	0	0	0	0	0	0	6	0	0	.343			
May 18	vs Penn	"c"	4	2	2	0	0	0	0	0	0	0	0	0	0	0	1	5	0	0	.348			
May 18	vs Baylor	"c"	4	2	2	0	0	0	0	0	0	0	0	0	0	0	1	5	0	0	.348			
Totals		59gs	184	40	64	58	8		17	16	0	0	3	2	2	3	25	294	16	3	.348			
On base pct. .405 • Slugging pct. .668																								

slugging .449 ... Batted in 24 runs on the year ... Notched two, two-homer games on the season; Oklahoma State (2/24) and Notre Dame (5/20) ... Scored 17 runs on the season including a five-game run-scored streak from 4/18-4/29 ... Had a season-best three hits in Arizona's 8-3 victory over top-ranked California (4/14) ... Slugged .647 at the Cathedral City Classic. The freshman hit home runs in consecutive at-bats against Oklahoma State, a game in which she notched a career-high three RBI ... Tucson Regional: Hit two home runs against Notre Dame in the regional finale ... Went 3-for-10 (.300) with three RBI and four runs scored while starting all three games at designated hitter ... Norman Super Regional: Did not record a hit in six at-bats against the Sooners ... Notched six putouts as the team's catcher in game one.

High School: A member of the 2010-11 USA Jr. National Team ... Earned four letters at Temecula Valley High School in Temecula, Calif., under Coach Bud Kane ... An all-state selection as a senior, first-team all-California ... First-team all-conference choice her sophomore and senior seasons, second-team her freshman and junior years ... Riverside County All Star Team member as a senior ... Cited as all-area honorable mention as a sophomore ... Team captain and MVP as a senior ... Led the team in RBI her freshman, sophomore and senior seasons ... Was named defensive MVP as a freshman and offensive MVP as a sophomore to go along with her team MVP award as a senior ... A scholar athlete all four years ... Her senior year, batted .413 with 9 home runs, 33 RBI, .494 OBP and .867 slugging percentage ... CIF Division II state runner-up as a junior ... Team carried the highest GPA in Riverside County ... Chose Arizona over Fresno State and Stanford because, "of the tradition of the school, its tremendous academics and playing for Coach Candrea has always been a dream of mine. Arizona softball has a long history of making champions and winning championships and I have always wanted to be a part of that tradition."

Personal: Born Chelsea Kathleen Goodacre in September, 1993 to Mark and Renee Goodacre ... Has one brother, Justin Del Mar (26) ... Father is the owner of American Freightways where mother is an accountant ... In her free time, enjoys hanging out with family and friends and practicing ... Major is undecided.

Career Honors:

2013

All-Pac-12 (First Team)

NFCA All-West-Region (Second Team)

2012

Pac-12 All-Freshman (Honorable Mention)

Career Single-Game Highs:

Hits: 3, 7 times

Doubles: 2, vs Long Beach State, Feb 21, 2013

Home runs: 2, 5 times

Total bases: 9, Boise State, Mar 09, 2013 ; Arizona State, May 03, 2013

RBI: 5, Arizona State, May 03, 2013

Runs scored: 3, vs Penn State, Mar 15, 2013

Walks: 2, Utah, Apr 10, 2012 ; Boston, Mar 02, 2013 ; vs Virginia Tech, Mar 14, 2013

Hit by pitch: 2, at Arizona State, Mar 24, 2012

Sac flies: 1, vs Long Beach State, Feb 26, 2012 ; California, Apr 03, 2013 ; vs Virginia Tech, Mar 14, 2013

Sac bunts: 1, Nebraska, Feb 15, 2013 ; Boston, Mar 02, 2013

At bats: 5, at Oregon State, Apr 28, 2013 ; at Utah, Mar 29, 2013

Stolen bases: 1, Boston, Mar 01, 2013


Field chances: 11, vs Nebraska, Feb 10, 2012 ; at Oregon State, Apr 27, 2013 ; vs Oklahoma, Mar 16, 2013

Putouts: 11, vs Nebraska, Feb 10, 2012 ; at Oregon State, Apr 27, 2013 ; vs Oklahoma, Mar 16, 2013

Assists: 2, at Oregon State, Apr 28, 2013 ; Washington, Mar 23, 2013

Runners CS: 1, 12 times

JUNIOR PROFILES - CHELSEA SUITOS



Year	avg	gp-gs	ab	r	h	2b	3b	hr	rbi	tb	slg%	bb	hbp	so	gdp	ob%	sf	sh	sb-att	po	a	e	fld%
2011	.000	3-1	4	1	0	0	0	0	1	0	.000	0	1	4	0	.200	0	0	0-0	0	0	0	.000
2012	.310	55-55	155	32	48	4	0	0	12	52	.335	13	3	36	0	.374	0	9	13-14	32	3	1	.972
2013	.319	59-58	182	48	58	0	0	0	14	58	.319	21	4	34	0	.401	0	12	13-13	82	51	9	.937
TOTAL	.311	117-114	341	81	106	4	0	0	27	110	.323	34	8	74	0	.386	0	21	26-27	114	54	10	.944

2013: A 58-game starter, 52 at second base, six in left field ... Named to the second team Pac-12 all-academic ... Third on the team with a .319 batting average ... Scored 48 runs, most on the squad and ninth most in the conference ... Led the Pac-12 with 13 sacrifice bunts ... A perfect 13-for-13 stealing bases, 13th most swipes in the league ... Let the team with four hit-by-pitches and drew 21 walks, fourth most on the team, to help accumulate an on-base percentage of .401, third highest on the club ... Tallied 58 hits, third most on the team ... Appeared in

2012: Awarded Pac-12 all-Freshman honorable mention ... Started 55 games at four different positions: right field – 37, left field – 11, designated player – 5, second base – 2 ... Hit .310 in 155 at-bats ... Drove in 11 runs during the campaign ... Third on the team with 13 stolen bases in 14 attempts ... Spent 45 games in the two-hole in the lineup, one in the eight-hole and nine in the nine-spot ... Put together a nine-game hitting streak (2/26-3/23), second longest on the team ... Had 13 multi-hit games, third on the team ... Knocked four doubles on the year, three of which brought home runs ... Committed just one error in 36 chances despite playing out of her natural position (infield) for the majority of the season ... Second on the team with a .375 batting average at the Cathedral City Classic where she doubled her RBI total (2-to-4). The redshirt freshman hit her first career double in the weekend ... Drove in a couple of runs while batting .500 (3-for-6) at the Judi

2013 Arizona Softball																								
Individual Game-by-Game for Arizona (as of Aug 12, 2013)																								
#3 Sultos, Chelsea - 59 games (All games)																								
Date	Opponent	Pos	AB	R	H	RBI	2B	3B	HR	BB	SB	CS	HBP	SAC	IF	GDP	K	PO	A	E	Aug			
Feb 08	vs Northwestern	3	2	0	0	0	0	0	0	0	0	0	0	0	0	0	0	0	0	0	200			
Feb 08	vs Bradley	3	1	0	0	0	0	0	0	0	0	0	0	0	0	0	0	0	0	0	200			
Feb 09	vs Cal Poly	3	1	2	0	0	0	0	0	0	0	0	0	0	0	0	0	0	0	0	200			
Feb 09	vs San Diego State	1	4	0	1	0	0	0	0	0	0	0	0	0	0	0	0	0	0	0	200			
Feb 10	vs Florida	1	4	0	1	0	0	0	0	0	0	0	0	0	0	0	0	0	0	0	200			
Feb 15	NEBRASKA-1	3	2	1	0	0	0	0	0	0	0	0	0	0	0	0	0	0	0	0	200			
Feb 15	DRAKE-2	3	4	0	2	1	0	0	0	0	0	0	0	0	0	0	0	0	0	0	200			
Feb 15	SOUTHERN UTAH-1	3	3	1	0	0	0	0	0	0	0	0	0	0	0	0	0	0	0	0	200			
Feb 15	FURDUE-2	3	3	1	0	0	0	0	0	0	0	0	0	0	0	0	0	0	0	0	200			
Feb 17	UTAH STATE	2	2	0	0	0	0	0	0	0	0	0	0	0	0	0	0	0	0	0	200			
Feb 21	vs Oklahoma	2	2	0	0	0	0	0	0	0	0	0	0	0	0	0	0	0	0	0	200			
Feb 21	vs Long Beach State	3	3	0	0	0	0	0	0	0	0	0	0	0	0	0	0	0	0	0	200			
Feb 22	vs Ohio State	3	3	0	0	0	0	0	0	0	0	0	0	0	0	0	0	0	0	0	200			
Feb 22	vs Loyola Marymount	3	4	0	0	0	0	0	0	0	0	0	0	0	0	0	0	0	0	0	200			
Feb 23	vs LSU	3	4	0	0	0	0	0	0	0	0	0	0	0	0	0	0	0	0	0	200			
Mar 01	UC RIVERSIDE-1	3	3	2	1	0	0	0	0	1	1	0	0	0	0	0	0	0	0	0	200			
Mar 01	BOSTON-2	3	2	0	0	0	0	0	0	0	0	0	0	0	0	0	0	0	0	0	200			
Mar 02	BOSTON-1	3	3	1	2	0	0	0	0	0	0	0	0	0	0	0	0	0	0	0	200			
Mar 02	PORTLAND STATE-2	3	1	2	0	0	0	0	0	0	0	0	0	0	0	0	0	0	0	0	200			
Mar 02	PORTLAND STATE-1	3	1	2	0	0	0	0	0	0	0	0	0	0	0	0	0	0	0	0	200			
Mar 07	BOISE STATE	2	2	0	0	1	0	0	0	0	0	0	0	0	0	0	0	0	0	0	200			
Mar 09	BOISE STATE-1	2	2	0	0	0	0	0	0	0	0	0	0	0	0	0	0	0	0	0	200			
Mar 09	BOISE STATE-2	2	2	0	0	0	0	0	0	0	0	0	0	0	0	0	0	0	0	0	200			
Mar 14	vs Virginia Tech	3	3	0	0	0	0	0	0	0	0	0	0	0	0	0	0	0	0	0	200			
Mar 14	vs Notre Dame	3	3	1	2	0	0	0	0	0	0	0	0	0	0	0	0	0	0	0	200			
Mar 15	vs Penn State	3	3	1	2	0	0	0	0	0	0	0	0	0	0	0	0	0	0	0	200			
Mar 15	vs Michigan	3	3	1	2	0	0	0	0	0	0	0	0	0	0	0	0	0	0	0	200			
Mar 16	vs Oklahoma	4	4	0	0	0	0	0	0	0	0	0	0	0	0	0	0	0	0	0	200			
Mar 22	WASHINGTON	3	3	1	2	0	0	0	0	0	0	0	0	0	0	0	0	0	0	0	200			
Mar 22	WASHINGTON	2	2	1	1	0	0	0	0	1	0	0	0	0	0	0	0	0	0	0	200			
Mar 23	WASHINGTON	3	1	0	0	0	0	0	0	0	0	0	0	0	0	0	0	0	0	0	200			
Mar 28	at Utah	3	2	0	0	0	0	0	0	0	0	0	0	0	0	0	0	0	0	0	200			
Mar 29	at Utah	1	1	2	0	0	0	0	0	0	0	0	0	0	0	0	0	0	0	0	200			
Mar 30	at Utah	3	3	0	0	0	0	0	0	0	0	0	0	0	0	0	0	0	0	0	200			
Apr 02	CALIFORNIA-1	4	4	0	1	0	0	0	0	0	0	0	0	0	0	0	0	0	0	0	200			
Apr 02	CALIFORNIA-2	3	4	0	2	0	0	0	0	0	0	0	0	0	0	0	0	0	0	0	200			
Apr 02	CALIFORNIA	3	3	0	0	0	0	0	0	0	0	0	0	0	0	0	0	0	0	0	200			
Apr 06	UC SANTA BARBARA	3	3	2	2	0	0	0	0	0	0	0	0	0	0	0	0	0	0	0	200			
Apr 07	UC SANTA BARBARA	3	3	0	0	0	0	0	0	0	0	0	0	0	0	0	0	0	0	0	200			
Apr 09	at New Mexico State-1	4	4	0	1	0	0	0	0	0	0	0	0	0	0	0	0	0	0	0	200			
Apr 09	at New Mexico State-2	3	3	2	2	1	0	0	0	0	0	0	0	0	0	0	0	0	0	0	200			
Apr 12	at Oregon	4	4	0	0	0	0	0	0	0	0	0	0	0	0	0	0	0	0	0	200			
Apr 13	at Oregon	4	4	0	0	0	0	0	0	0	0	0	0	0	0	0	0	0	0	0	200			
Apr 14	at Oregon	4	4	0	0	0	0	0	0	0	0	0	0	0	0	0	0	0	0	0	200			
Apr 18	UCLA	3	3	0	2	0	0	0	0	0	0	0	0	0	0	0	0	0	0	0	200			
Apr 19	UCLA	3	3	0	1	0	0	0	0	0	0	0	0	0	0	0	0	0	0	0	200			
Apr 20	UCLA	3	3	0	0	0	0	0	0	0	0	0	0	0	0	0	0	0	0	0	200			
Apr 21	at Oregon State	3	3	0	0	0	0	0	0	0	0	0	0	0	0	0	0	0	0	0	200			
Apr 27	at Oregon State	3	3	1	0	0	0	0	0	0	0	0	0	0	0	0	0	0	0	0	200			
Apr 28	at Oregon State	3	3	0	1	0	0	0	0	0	0	0	0	0	0	0	0	0	0	0	200			
May 03	ARIZONA STATE	4	4	0	0	0	0	0	0	0	0	0	0	0	0	0	0	0	0	0	200			
May 04	ARIZONA STATE	4	4	0	0	0	0	0	0	0	0	0	0	0	0	0	0	0	0	0	200			
May 05	ARIZONA STATE	4	4	0	0	0	0	0	0	0	0	0	0	0	0	0	0	0	0	0	200			
May 06	at Stanford	4	4	2	2	0	0	0	0	0	0	0	0	0	0	0	0	0	0	0	200			
May 11	at Stanford	4	4	0	1	0	0	0	0	0	0	0	0	0	0	0	0	0	0	0	200			
May 11	at Stanford	4	4	0	0	0	0	0	0	0	0	0	0	0	0	0	0	0	0	0	200			
May 17	vs Baylor	4	4	0	0	0	0	0	0	0	0	0	0	0	0	0	0	0	0	0	200			
May 18	vs Penn	4	4	0	0	0	0	0	0	0	0	0	0	0	0	0	0	0	0	0	200			
May 19	vs Baylor	4	4	0	0	0	0	0	0	0	0	0	0	0	0	0	0	0	0	0	200			
releases		59gs	182	48	50	14	0	0	0	21	13	0	4	12	0	0	34	82	51	9	319			
On base pct. .401 • Slugging pct. .319																								

Arizona Softball 2012																					
Individual Game-by-Game for Arizona (as of Aug 12, 2013)																					
		#3 Sultos - 55 games (All games)																			
Date	Opponent	Pos	AB	R	H	RBI	2B	3B	HR	BB	SB	CS	HBP	SAC	SF	GDP	K	PO	A	E	Avg
Feb 09	vs McNeese State	"dh	4	1	1	1	0	0	0	0	0	0	0	0	0	0	0	0	0	0	290
Feb 10	vs Georgia Tech	"dh	3	0	0	0	0	0	0	0	0	0	0	1	0	0	0	0	0	0	143
Feb 10	vs Nebraska	"dh	4	0	0	0	0	0	0	0	0	0	0	1	0	0	0	0	0	0	182
Feb 11	vs Syracuse	"dh	4	0	1	2	0	0	0	0	0	0	0	0	0	0	0	0	0	0	267
Feb 11	vs Texas A&M	"dh	3	0	0	0	0	0	0	0	0	0	0	1	0	0	0	1	0	0	227
Feb 12	vs Cal State Northridge	"dh	4	0	0	0	0	0	0	0	0	0	0	0	0	0	0	0	0	0	182
Feb 12	UAB-1	"dh	3	2	1	0	0	0	0	0	0	0	0	0	0	0	0	0	0	0	200
Feb 12	NORTH DAKOTA-2	"dh	3	0	0	0	0	0	0	0	0	0	0	1	0	0	0	1	0	0	182
Feb 18	SOUTHERN UTAH	"dh	3	0	0	0	0	0	0	0	0	0	0	0	0	0	2	1	0	0	172
Feb 18	WESTERN KENTUCK	"dh	4	2	0	0	0	0	0	0	0	0	0	0	0	0	0	0	0	0	212
Feb 19	SOUTHERN UTAH	"dh	3	2	2	0	0	0	0	0	0	0	0	0	0	0	0	0	0	0	250
Feb 23	vs Fresno State	"of	3	1	1	0	0	0	0	2	1	0	0	0	0	0	0	0	0	0	256
Feb 23	vs Georgia	"of	3	0	0	0	0	0	0	0	0	0	0	0	0	0	0	0	0	0	251
Feb 24	vs Oklahoma State	"of	4	1	2	1	0	0	0	0	0	0	0	0	0	0	1	0	0	0	273
Feb 25	vs Fordham	"of	3	1	1	1	0	0	0	0	0	0	0	0	0	0	1	0	0	0	286
Feb 25	vs Syracuse	"of"lof	3	1	0	0	0	0	0	0	0	0	0	0	0	0	0	2	0	0	286
Feb 26	vs Long Beach State	"of	3	1	1	0	0	0	0	0	0	0	0	0	0	0	0	0	0	0	288
Mar 02	COL. OF CHARLESTO	"of	3	1	1	1	0	0	0	0	0	0	0	0	0	0	0	0	0	0	291
Mar 03	COL. OF CHARLESTO	"of	3	1	2	0	0	0	0	0	0	0	0	0	0	0	0	0	0	0	310
Mar 04	COL. OF CHARLESTO	"of	3	1	1	0	0	0	0	1	0	0	0	0	0	0	1	1	0	0	311
Mar 16	vs Iowa	"of	3	1	2	0	0	0	0	0	0	0	0	0	0	0	0	0	0	0	328
Mar 16	vs UIC Davis	"of	3	0	1	0	0	0	0	0	0	0	0	0	0	0	0	0	0	0	328
Mar 21	NEW MEXICO STATE-	"of	4	1	2	0	0	0	0	0	0	0	0	0	0	0	0	0	0	0	338
Mar 21	NEW MEXICO STATE-	"of"lof	4	1	2	0	0	0	0	0	0	0	0	0	0	0	0	0	0	0	356
Mar 23	at Arizona State	"of"lof	4	0	1	0	0	0	0	2	0	0	0	0	1	0	0	0	0	0	365
Mar 24	at Arizona State	"of	3	0	0	0	0	0	0	0	0	0	0	0	0	0	0	2	0	0	351
Mar 24	at Arizona State	"of"lof	3	0	0	0	0	0	0	0	0	0	0	0	0	0	0	0	0	0	353
Mar 27	SAN DIEGO STATE	"of	3	1	2	0	0	0	0	0	0	0	0	0	0	0	0	0	0	0	345
Mar 28	SAN DIEGO STATE	"of	2	0	0	0	0	0	0	0	0	0	0	0	0	0	2	1	0	0	337
Mar 31	STANFORD	"of"lof	3	1	3	0	0	0	0	0	0	0	0	0	0	0	0	0	0	0	341
Mar 31	STANFORD	"of	2	1	1	0	0	0	0	0	0	0	0	0	0	0	1	0	0	0	344
Apr 01	STANFORD	"of"lof	2	0	0	0	0	0	0	1	0	0	0	0	0	0	1	0	0	0	337
Apr 05	at Washington	"of"lof	3	0	0	0	0	0	0	0	0	0	0	0	0	0	0	1	0	0	330
Apr 06	at Washington	"of"lof	2	1	1	0	0	0	0	1	0	0	0	0	0	0	0	1	0	0	333
Apr 07	at Washington	"of"lof	2	0	1	0	0	0	0	0	0	0	0	0	0	0	0	1	0	0	333
Apr 10	UTAH-1	"of"lof	3	0	0	0	0	0	0	2	0	0	0	0	0	0	0	0	0	0	330
Apr 11	UTAH	"of"lof	3	1	1	0	0	0	0	1	0	0	0	0	0	0	0	0	0	0	333
Apr 13	at California	"of"lof	3	0	0	0	0	0	0	0	0	0	0	0	0	0	2	0	0	0	330
Apr 13	at California	"of"lof	4	1	1	0	0	0	0	0	0	0	0	0	0	0	0	0	0	0	333
Apr 15	at California	"of"lof	2	0	0	0	0	0	0	0	0	0	0	0	0	0	2	0	0	0	325
Apr 16	NEW MEXICO-1	"of"lof	3	0	2	0	0	0	0	0	0	0	0	0	0	0	0	0	0	0	331
Apr 18	NEW MEXICO-2	"of"lof	3	0	0	0	0	0	0	1	0	0	0	0	0	0	0	2	0	0	327
Apr 27	OREGON	"of"lof	2	1	1	0	0	0	0	0	0	0	0	0	0	0	0	0	1	0	328
Apr 28	OREGON	"of"lof	2	1	1	0	0	0	0	0	0	0	0	0	0	0	0	0	1	0	323
Apr 29	OREGON	"2b	4	1	2	0	0	0	0	1	0	0	0	0	0	0	0	3	2	0	328
May 04	at UCLA	"of"lof	3	0	0	0	0	0	0	0	0	0	0	0	0	0	2	1	0	0	321
May 05	at UCLA	"of"lof	3	0	0	0	0	0	0	0	0	0	0	0	0	0	0	0	0	0	316
May 10	OREGON STATE	"of"lof	3	1	2	1	1	0	0	1	0	0	0	0	0	0	0	1	0	0	324
May 11	OREGON STATE	"of"lof	3	0	1	0	0	0	0	0	0	0	0	0	0	0	0	0	0	0	324
May 14	OREGON STATE	"of"lof	3	0	0	0	0	0	0	0	0	0	0	0	0	0	2	0	0	0	324
May 18	NORTH DAKOTA STA	"of"lof	1	0	0	0	0	0	0	1	1	0	0	0	0	0	0	1	0	0	315
May 19	NOTRE DAME	"of"lof	3	1	1	0	0	0	0	0	0	0	0	0	0	0	0	1	0	0	313
May 20	NOTRE DAME-1	"of"lof	3	1	1	0	0	0	0	0	0	0	0	0	0	0	0	1	0	0	313
May 25	at Oklahoma	"of"lof	3	0	1	0	0	0	0	0	0	0	0	0	0	0	0	1	1	0	314
May 26	at Oklahoma	"of"lof	3	0	0	0	0	0	0	0	0	0	0	0	0	0	0	0	0	0	310
55gs			155	32	48	12	4	0	0	13	13	1	3	3	0	0	36	32	3	0	310
On base pct. 374 - Slugging pct. 335																					

2014 ARIZONA SOFTBALL MEDIA GUIDE

Garman Classic. Suitos was also hit by a pitch and stole a base in the tournament ... Had a couple of hits and a run scored against Washington. Stole a base in game three of the series ... Tucson Regional: Went 1-for-5 (.200) in three games ... Notched an RBI against Notre Dame (5/20) ... Drew two walks on the weekend ... Stole a base against North Dakota State (5/18) ... Norman Super Regional: Batted 1-for-5 (.200) in the series ... Recorded a putout in each contest.

2011: Appeared in three games before redshirting the season with a torn labrum ... Started one game as the designated hitter and appeared in two more as offensive substitutions ... Scored a run vs. Indiana (2/10) as a pinch runner ... Was hit by a pitch vs. Texas A&M to drive in a run.

High School: Earned four letters under Coach Jeff Alexander at Elk Grove High School ... An all-state, -region, -district and -city performer her senior season ... Named team MVP her junior and senior season ... Earned the Golden Glove Award and United States Marine Corps Distinguished Athlete Award ... Named a scholar-athlete for taking a 3.0 GPA or higher throughout high school ... Had a .490 batting average with 32 stolen bases her senior year ... Won 2009 National Championship with club team Sorcerer Softball ... Chose Arizona over Florida, Northwestern, Wisconsin, Fresno State, Sacramento State and Stanford because of "the tradition of winning, best coaching in the country and to obtain a good education and wanting to play Pac-10 softball."

Personal: Born Chelsea Kaitlyn Suitos in May, 1992 to Jeff and Dyan Suitos ... Has two brothers, Justin (18) and Trevor (16) and a sister Megan (23) ... In her free time, enjoys spending time with family and friends ... Double majoring in family studies and human development along with retailing consumer sciences.

Career Honors:

2013

Pac-12 All-Academic (Second Team)

2012

Pac-12 All-Freshman (Honorable Mention)

Career Single-Game Highs:

Hits: 3, Arizona State, May 03, 2013

Doubles: 1, 4 times

Total bases: 3, vs Fordham, Feb 25, 2012 ; Oregon State, May 10, 2012 ; Arizona State, May 03, 2013

RBI: 2, 5 times

Runs scored: 3, Utah State, Feb 17, 2013 ; vs Penn State, Mar 15, 2013 ; Arizona State, May 03, 2013

Walks: 3, vs Florida, Feb 10, 2013

Hit by pitch: 1, 8 times

Sac bunts: 2, Portland State, Mar 02, 2013

At bats: 6, at Utah, Mar 29, 2013

Stolen bases: 2, Utah, Apr 10, 2012 ; vs Bradley, Feb 08, 2013 ; Boston, Mar 01, 2013

Caught stealing: 1, Western Kentucky, Feb 18, 2012

Field chances: 7, UCLA, Apr 18, 2013

Putouts: 4, at New Mexico State, Apr 09, 2013 ; Purdue, Feb 16, 2013

Assists: 4, Boston, Mar 02, 2013

Arizona Softball 2011																
Individual Game-by-Game for Arizona (as of Aug 12, 2013)																
#3 Suitos - 3 games (All games)																
Date	Opponent	Pos	AB	R	H	RBI	2B	3B	HR	BB	SB	CS	HBP	SAC	SF	GDP
Feb 10	vs Indiana	pr	0	1	0	0	0	0	0	0	0	0	0	0	0	0
Feb 11	vs Nebraska-2	dh	3	0	0	0	0	0	0	0	0	0	0	0	0	0
Feb 12	vs Texas A&M-1	pitch	1	0	0	1	0	0	0	0	0	0	1	0	0	0
Totals		1gs	4	1	0	1	0	0	0	0	0	0	1	0	0	0
On base pct. .200 • Slugging pct. .000																

Regional, UA trailed Penn by a run in the seventh inning down to its final out of the season before Wilson singled up the middle to tie the game, a game which Arizona would eventually win in extras ... College Station Regional: Had a pair of hits in each of the final two games of the season, including the aforementioned game-tying knock against Penn (5/18) ... Scored a run against Baylor (5/18) ... Recorded an outfield assist against Baylor (5/17).

2012: Named Pac-12 all-Freshman as well as second-team all-conference ... Led the team in batting average at .346 to become the first freshman to lead Arizona in batting average since Brittany Lastrapes did so in 2008 at .364 ... Started 56 games, the first 51 games in the leadoff spot and the final five games of the season in the two-hole ... Started 53 games in center, two games in right and one game at first base ... Led the team with 65 hits on the season ... Scored 39 runs on the campaign, second most on the squad ... Doubled 12 times, two off the team lead ... Collected the fourth most bases on the team with 83 ... Drew 23 walks, fourth most on the squad ... Reached base in 20 straight games from 3/25-4/29, the longest streak on the team ... Blasted two home runs on the season ... Drove in 28 runs ... Was perfect in 52 defensive chances including four outfield assists, best on the squad ... Tied a team-best with 18 multi-hit games including a 4-for-4 performance against New Mexico State (3/21) ... Went 2-for-4 with four RBI against Southern Utah (2/18), one of her seven multi-RBI contests ... Hit in eight consecutive contests (3/2-3/23), third longest hitting streak on the team ... Hit eight doubles in the first nine games of the season and just four in the final 46 games ... Collected a hit in each of her first six games as a Wildcat ... Hit her second home run of the season, part of her four hits against Washington. The freshman drove in a pair of runs while batting .444 against the No. 4 team in the country ... Went 5-for-11 (.455) with four RBI against Oregon ... Tucson Regional: Had a pair of hits in each of the final two games of the regional ... Drove in two runs against Notre Dame (5/20) ... Batted 4-for-12 (.333) with a pair of RBI and a run scored in the round ... Norman Super Regional: Recorded one hit in the round ... Played first base for the first time all season in game two to fill in for an injured Jessica Spigner ... Had five putouts in game two at first base and one in game one as the centerfielder.

High School: A member of the 2010-11 USA Softball Junior Women's National Team ... Cited as first team All-American in 2009 by NFCA and EA Sports ... A gold medalist at the 2010 Pan American Championship ... Earned four letters under Vince Brown at Foothill High School in North Tustin, Calif., the same high school as former Wildcat great Caitlin Lowe ... 2011 Second Team all-league selectee ... Voted first team all-league and -county in 2010 ... Cited as 2009 Player of the Year by the Orange County Registrar ... MVP of the Seaview League in 2009, in which she was voted MVP ... Named Foothill Lady Knight of the Year in 2009 ... In addition to her All-America status in 2009, was voted first team all-state, -CIF, -Los Angeles and Orange County ... Placed on Orange County all-freshman team, all-city team and second team all-Seaview League team in 2008 ... Won Foothill Offensive MVP as a freshman ... Holds career records at her high school for on-base percentage (.519), home runs (17), slugging percentage (.691), walks (47), hit-by-pitch (16) and runs scored (121) ... Had a career batting average of .440, just 27 points behind Caitlin Lowe for the Foothill career batting average ... In addition to Lowe, Foothill High School produced former Arizona stars Lauren Bauer, Autumn Champion, Michelle Churnock and Courtney Fossatti ... Chose Arizona over UCLA and Oklahoma because "I want to be a part of the legacy that Arizona softball has."

Personal: Born Hallie Alexandra Wilson in August, 1993 to Jim and Susan Wilson ... Has one sister, Emilie (21) ... In her free time, enjoys reading and going to the beach ... Intended major is undecided.

Career Honors:

2013

NFCA All-West Region (First Team)

All-Pac-12 (First Team)

USA Softball Player of the Year Watchlist (50 players)

2012

All-Pac-12 (Second Team)

Pac-12 All-Freshman

Career Single-Game Highs:

Hits: 4, New Mexico State, Mar 21, 2012

Doubles: 2, vs Nebraska, Feb 10, 2012 ; North Dakota, Feb 17, 2012

Triples: 1, Boston, Mar 02, 2013

Home runs: 1, 9 times

Total bases: 6, UCLA, Apr 18, 2013 ; Boise State, Mar 07, 2013 ; Washington, Mar 25, 2013

RBI: 4, Southern Utah, Feb 18, 2012 ; UCLA, Apr 18, 2013

Runs scored: 3, Boise State, Mar 07, 2013

Walks: 2, 12 times

Hit by pitch: 1, 8 times

Sac flies: 1, Oregon, Apr 27, 2012 ; Drake, Feb 15, 2013

Sac bunts: 1, Boston, Mar 02, 2013

At bats: 5, 6 times

2014 ARIZONA SOFTBALL MEDIA GUIDE

Stolen bases: 1, 4 times


Caught stealing: 1, San Diego State, Mar 28, 2012 ; vs Penn State, Mar 15, 2013 ; at Utah, Mar 29, 2013

Field chances: 13, UCLA, Apr 18, 2013

Putouts: 13, UCLA, Apr 18, 2013

Assists: 1, 13 times

NANCY BOWLING - #6



Year	avg	gp-gs	ab	r	h	2b	3b	hr	rbi	tb	slg%	bb	hbp	so	gdp	ob%	sf	sh	sb-att	po	a	e	fld%
2013	.209	22-18	43	3	9	4	0	0	4	13	.302	5	0	11	0	.292	0	1	0-0	4	16	0	1.000
TOTAL	.209	22-18	43	3	9	4	0	4	13	.302	5	0	11	0	.292	0	1	0-0	4	16	0	1.000	

Year	era	w-l	app	gs	cq	sho	sv	ip	h	r	er	bb	so	2b	3b	hr	bf	bavg	wp	hbp	bk	sfa	sha
2013	4.46	4-6	30	18	2	1/1	1	92.2	96	63	59	59	100	17	6	20	434	.267	8	5	2	3	7
TOTAL	4.46	4-6	30	18	2	1/1	1	92.2	96	63	59	59	100	17	6	20	434	.267	8	5	2	3	7

2013: Cited as Pac-12 all-freshman honorable mention ... Had a 4.46 ERA in 30 appearances as a freshman ... Compiled a 4-6 record ... Registered two complete games ... Saved one game on the season ... Struck out 100 batters in 92.2 innings pitched, the best K/IP on the team ... Walked 59 batters on the year ... Limited batters to a .267 average ... Struck out a career-best 10 batters against the eventual national champion Oklahoma Sooners, including a stretch of six consecutive batters at one point ... Allowed five hits and struck out three in a complete-game shutout of Notre Dame (3/14) ... Caught 14 batters looking in conference play, the seventh

most backwards Ks in the Pac-12 despite tossing only 39.2 innings Pac-12 play, the fewest on the team ... Hit .209 in 43 at-bats offensively ... Nearly half of her hits (4-of-9) went for extra bases ... Scored three runs and drove in four of her own on the season ... College Station Regional: Appeared in all three games, including a pair of starts ... Pitched five innings in relief against Baylor (5/17) and gave up three runs on four hits with four strikeouts ... Started against Penn (5/18) and allowed two runs on three hits with three walks and three strikeouts in 3.2 innings ... Earned the start against Baylor (5/18) and gave up four runs on four hits with four walks ... Did not factor into the decision in any contest.

High School: A four-year letterwinner at Royal High School in Simi Valley, Calif. under Head Coach Bill Dishon ... Ranked No. 7 on ESPN's Top 100 Softball Recruits ... Awarded first-team all-state during her senior season Posted a 25-3 record during her senior season with a 0.43 ERA and 246 strikeouts ... Recorded 302 strikeouts as a freshman in 2009, which led all freshman, nationally ... Nominated the Gatorade Player of the Year ... Named Royal H.S. Female Athlete of the Year as well as Ventura Star Athlete of the Year ... Leaves Royal with the school's strikeout record ... Earned league co-champs during her senior season when she led the squad to a 25-3 record.

Personal: Born Nancy Anne Bowling in January of 1994 in Simi Valley, Calif. to William and Debi Bowling ... Has one brother, Justin Eldridge (28) and one sister, Margaret Bowling (20) ... Is undecided in field of study ... Chose Arizona over Oregon, Florida, UCLA and Washington because, "I fell in love with Arizona."

Career Honors:

2013

Pac-12 All-Freshman (Honorable Mention)

2013 Arizona Softball																				
Individual Game-by-Game for Arizona (as of Aug 12, 2013)																				
#6 Bowling, Nancy - 30 appearances (All games)																				
Date	Opponent	GS	IP	H	R	ER	BB	SO	2B	3B	HR	WP	BK	BP	IBB	Score	W/L	Sv	ERA	NP
Feb 15	at DRAKE-2	*	2.0	3	2	0	0	0	0	0	0	0	0	0	0	5-3	0-0		7.00	23
Feb 17	at UTAH State	*	2.1	1	0	0	0	0	0	0	0	0	0	0	0	13-1	0		3.23	36
Feb 21	vs Oklahoma	*	2.0	4	3	3	2	3	0	0	2	0	0	0	0	0-5	1-0		5.53	44
Feb 21	vs Long Beach State	*	2.0	1	0	0	0	2	0	0	0	0	0	0	0	4-3	2-0		4.20	24
Feb 22	vs Ohio State	*	2.2	0	0	0	1	4	0	1	0	0	0	0	0	0-6	0-0		3.18	46
Feb 22	vs Loyola Marymount	*	2.0	2	0	0	0	4	0	0	0	0	0	0	0	5-3	2-0		2.69	28
Feb 22	vs LSU	*	2.0	3	2	2	0	0	1	0	0	0	0	0	0	5-3	2-0		3.68	42
Mar 01	UC Riverside-1	*	2.0	3	2	2	0	0	1	1	0	0	0	0	0	12-2	2-1		2.69	28
Mar 01	BOISE STATE-2	*	2.0	3	2	2	0	0	0	0	0	0	0	0	0	12-2	2-1		3.68	42
Mar 05	vs Notre Dame	*	2.0	3	2	2	0	0	0	0	0	0	0	0	0	5-3	2-0		3.68	42
Mar 09	vs Penn State	*	0.0	0	0	0	0	0	0	0	0	0	0	0	0	2-0	4-1		2.71	95
Mar 12	at Michigan	*	0.0	0	0	0	0	0	0	0	0	0	0	0	0	10-2	4-1		7.91	
Mar 16	vs Oklahoma	*	5.0	4	3	3	4	10	0	0	2	0	0	0	0	0-4	4-3		3.35	106
Mar 23	at WASHINGTON	*	4.2	7	0	0	0	0	0	0	0	0	0	0	0	1-7	4-4		4.11	113
Mar 23	at WASHINGTON	*	4.2	7	0	0	0	0	0	0	0	0	0	0	0	3-5	4-4		3.84	116
Mar 28	at Utah	*	3.0	5	3	3	2	4	2	1	0	0	0	0	0	6-4	4-4		4.20	73
Mar 28	at CALIFORNIA	*	3.0	5	3	3	2	4	2	1	0	0	0	0	0	7-3	4-4		4.20	73
Apr 07	UC SANTA BARBARA	*	1.0	0	0	0	0	2	0	0	0	0	0	0	0	9-0	4-4		3.90	87
Apr 09	at New Mexico State-2	*	2.0	0	0	0	0	4	0	0	0	0	0	0	0	8-1	4-4		3.76	27
Apr 12	at Oregon	*	1.2	1	0	1	0	0	0	0	0	0	0	0	0	3-5	4-4		3.84	116
Apr 13	at Oregon	*	3.0	5	4	4	3	3	2	0	1	1	0	0	2	0-8	4-5		4.13	72
Apr 14	at Oregon	*	0.2	0	0	0	0	0	0	0	0	0	0	0	0	0-9	4-5		4.08	
Apr 17	at UCLA	*	4.2	12	8	5	5	1	0	0	0	0	0	0	0	4-13	4-4		14.30	94
Apr 27	at Oregon State	*	4.1	2	1	1	1	5	7	0	0	0	0	0	0	1-2	4-5		4.26	94
May 04	ARIZONA STATE	*	4.2	5	4	4	3	3	0	0	0	0	0	0	0	4-5	4-4		4.38	98
May 10	at Stanford	*	3.2	3	2	2	3	3	0	0	0	0	0	0	0	0-2	4-6		4.35	71
May 11	at Stanford	*	6.2	7	3	3	3	6	1	1	0	0	0	0	1	4-3	4-6		4.25	116
May 17	vs Baylor	*	5.0	4	4	4	4	0	0	0	0	0	0	0	0	0-7	4-6		4.25	91
May 18	vs Penn	*	3.2	3	2	2	3	3	0	0	0	0	0	0	0	3-2	4-6		4.23	73
May 18	vs Baylor	*	3.2	3	2	2	3	3	0	0	0	0	0	0	0	3-2	4-6		4.23	73
Totals		18	92.2	96	63	59	50	100	17	8	20	8	2	2	1120	129	2-8		4.46	60

2013 Arizona Softball																						
Individual Game-by-Game for Arizona (as of Aug 12, 2013)																						
#6 Bowling, Nancy - 32 games (All games)																						
Date	Opponent	Pos	AB	R	O	H	RBI	2B	3B	HR	BB	SB	CS	HBP	SAC	SF	GDP	K	P	A	E	Avg
Feb 15	DRAKE-2	"	p	0	0	0	0	0	0	0	0	0	0	0	0	0	0	0	0	0	0	1.000
Feb 16	SOUTHERN UTAH-1	"	p	2	0	1	0	1	0	0	0	0	0	0	0	0	0	0	0	0	0	.857
Feb 16	JORDIE-2	"	p	1	2	0	1	0	0	0	0	0	0	0	0	0	0	0	0	0	0	.600
Feb 17	UTAH STATE	"dh	p	2	1	1	0	0	0	0	0	0	0	0	0	0	0	0	0	0	0	.500
Feb 17	vs Oklahoma	"dh	p	3	3	0	1	0	0	0	0	0	0	0	0	0	0	0	0	0	0	.500
Feb 21	vs Long Beach State	"dh	p	4	0	1	0	0	0	0	0	0	0	0	0	0	0	0	1	0	0	.417
Feb 22	vs Ohio State	"dh	p	2	0	0	0	0	0	0	0	0	0	0	0	0	0	0	0	0	0	.357
Feb 22	vs Loyola Marymount	"dh	p	3	3	0	1	0	0	0	0	0	0	0	0	0	0	0	0	0	0	.583
Feb 23	vs LSU	"p	dh	3	0	0	0	0	0	0	0	0	0	0	0	0	0	0	1	0	1	.300
Mar 01	UC RIVERSIDE-1	"p	ch	3	1	2	3	2	0	0	0	0	0	0	0	0	0	0	0	0	0	.348
Mar 01	BOSTON-4	"p	ch	0	1	0	0	0	0	0	0	0	0	0	0	0	0	0	0	0	0	.000
Mar 02	BOSTON-1	"p	dh	3	0	0	0	0	0	0	0	0	0	0	0	0	0	0	1	0	0	.296
Mar 03	PORTLAND STATE	"3c	p	0	0	0	0	0	0	0	0	0	0	0	0	0	0	0	0	0	0	.296
Mar 10	vs Notre Dame	"p	ch	3	0	0	0	0	0	0	0	0	0	0	0	0	0	0	0	0	0	.857
Mar 15	vs Penn State	"p	dh	3	0	0	0	0	0	0	0	0	0	0	0	0	0	0	1	0	0	.242
Mar 15	vs Michigan	"p	ch	3	0	0	0	0	0	0	0	0	0	0	0	0	0	0	1	0	0	.225
Mar 17	vs Oklahoma	"p	dh	2	1	0	0	0	0	0	0	0	0	0	0	0	0	0	0	0	0	.333
Mar 25	WASHINGTON	"p	ch	0	0	0	0	0	0	0	0	0	0	0	0	0	0	0	0	0	0	.222
Mar 26	at Utah	"p	ch	0	0	0	0	0	0	0	0	0	0	0	0	0	0	0	0	0	0	.222
Apr 03	CALIFORNIA	"p	ch	1	0	0	0	0	0	0	0	0	0	0	0	0	0	0	0	0	0	.166
Apr 09	at New Mexico State-2	"p	ch	0	0	0	0	0	0	0	0	0	0	0	0	0	0	0	0	0	1	.216
Apr 13	at Oregon	"p	ch	0	0	0	0	0	0	0	0	0	0	0	0	0	0	0	0	0	0	.216
Apr 14	at Oregon	"p	ch	0	0	0	0	0	0	0	0	0	0	0	0	0	0	0	0	0	0	.216
Apr 19	UCLA	"p	ch	3	0	1	0	0	0	0	0	0	0	0	0	0	0	0	0	0	0	.225
Apr 27	at Oregon State	"p	ch	0	0	0	0	0	0	0	0	0	0	0	0	0	0	0	0	0	0	.225
Apr 28	at Oregon State	"dh	ch	2	0	0	0	0	0	0	0	0	0	0	0	0	0	0	1	0	0	.214
May 04	ARIZONA STATE	"p	ch	0	0	0	0	0	0	0	0	0	0	0	0	0	0	0	0	1	0	.214
May 05	ARIZONA STATE	"p	ch	0	0	0	0	0	0	0	0	0	0	0	0	0	0	0	0	0	0	.114
May 10	at Stanford	"p	ch	1	0	0	0	0	0	0	0	0	0	0	0	0	0	0	1	0	1	.209
May 11	at Stanford	"p	ch	0	0	0	0	0	0	0	0	0	0	0	0	0	0	0	0	0	0	.209
May 17	vs Baylor	"p	ch	0	0	0	0	0	0	0	0	0	0	0	0	0	0	0	0	0	0	.209
May 18	vs Penn	"p	ch	0	0	0	0	0	0	0	0	0	0	0	0	0	0	0	0	1	0	.209
Totals			24gs	43	3	9	4	0	0	0	5	0	0	0	0	1	0	11	4	16	0	.209
On base pct. .292 • Slugging pct. .302																						

Career Single-Game Highs:

(Pitching)

Innings pitched: 7.0, vs Notre Dame, Mar 14, 2013

Strikeouts: 10, vs Oklahoma, Mar 16, 2013

Batters faced: 31, UCLA, Apr 19, 2013

Field chances: 3, vs Notre Dame, Mar 14, 2013

Putouts: 1, 4 times

Assists: 3, vs Notre Dame, Mar 14, 2013

Runners CS: 1, Washington, Mar 23, 2013 ; at Utah, Mar 28, 2013

(Hitting)

Hits: 2, UC Riverside, Mar 01, 2013

Doubles: 2, UC Riverside, Mar 01, 2013

Total bases: 4, UC Riverside, Mar 01, 2013

RBI: 3, UC Riverside, Mar 01, 2013

Runs scored: 1, Utah State, Feb 17, 2013 ; Boston, Mar 01, 2013 ; UC Riverside, Mar 01, 2013


Walks: 2, Boston, Mar 01, 2013

Sac bunts: 1, Purdue, Feb 16, 2013

At bats: 4, vs Long Beach State, Feb 21, 2013

5-2, Sophomore, 1L
 Outfield
 Bats – L, Throws – R
 Hometown: Whittier, Calif.

MANDIE PEREZ - #55



Year	avg	gp-gs	ab	r	h	2b	3b	hr	rbi	tb	slg%	bb	hbp	so	gdp	ob%	sf	sh	sb-att	po	a	e	fld%
2013	.292	57-55	144	23	42	8	0	5	27	65	.451	19	3	19	0	.383	1	1	1-2	67	6	6	.924
TOTAL	.292	57-55	144	23	42	8	0	5	27	65	.451	19	3	19	0	.383	1	1	1-2	67	6	6	.924

Candrea Says: "Mandie is a kid that swung the bat for us last year. I think down the road she will make some great contributions for this program."

2013: An all-Pac-12 honorable mention selectee ... Named Pac-12 all-freshman ... Led all freshman with a .292 average, sixth overall on the team ... Appeared in 57 games, including 55 starts ... Started 37 games in left field, nine as the designated hitter, six at second base and three in right field ... Spend the majority of the season in the seven-spot in the batting order (29 games) but also spend time in the eight-spot (14 games), six-spot (eight games), five-spot (two games) and nine-hole (one-hole) ... Hit five homers and drove in 27 runs on the season, both fifth on the squad ... Also fifth on the team with a .451 slugging percentage ... Tied for third on the team with eight doubles ... Recorded seven multi-RBI games, including a four-RBI outing against UC Santa Barbara (4/7) ... Notched 10 multi-hit games, including a pair of three-hit

outings (3/28 at Utah; 4/18 vs. UCLA) ... Greatly improved her patience at the plate toward the end of the season, evident by her 13 walks drawn in conference play (24 games) and six walks drawn in non-conference affairs (35 games) ... Clouted the biggest hit of her Arizona career when she blasted a three-run go-ahead homer in the sixth inning against No. 3 ASU (5/4) which proved to be the game-winner in Arizona's 6-4 come-from-behind victory ... Owned a six game hitting streak (3/9-3/15) in which she enjoyed four multi-hit games and a pair of three-RBI outings ... College Station Regional: Started all three games as the team's designated player ... Went 2-for-3 against Baylor (5/17) ... With UA trailing by a run in the seventh inning, kicked off the seventh with a single to left and later scored the game's tying run.

High School: A four-year letterwinner at Whittier Christian High School in Whittier, Calif., under Head Coach Dale Van Duyn ... Awarded league MVP all four years ... Cited as the OC Register Player of the Year for small schools her senior year ... Named team captain and team MVP during senior and junior campaigns ... Selected all-conference, -city and -district all four years while being included on the all-state team her sophomore, junior and senior seasons ... Posted an unconscious .783 batting average while slugging 1.261 with an on-base percentage of .821 and tallied 30 RBI and 25 stolen bases while striking out just once all season.

Personal: Born Amanda Jessie Perez in June of 1994 in Whittier, Calif., to Michael and Lucee Perez ... Has one brother Brody Kai (4) ... Father Michael was a wrestler at Penn State and a member of the Olympic and National Teams ... In her free time, enjoys taking groundballs and hanging out with family ... Plans to major in psychology to become a sports psychologist ... Chose Arizona over UCLA, California and Tennessee because, "As soon as I stepped on campus, I knew this was the place for me. I felt it in my heart that it is an honor to be a part of such a strong tradition and to put on the Wildcat uniform and to play for Coach Candrea."

Career Honors:

2013

All-Pac-12 (Honorable Mention)
 Pac-12 All-Freshman

Career Single-Game Highs:

Hits: 3, UCLA, Apr 18, 2013 ; at Utah, Mar 28, 2013

Doubles: 1, 7 times

Home runs: 1, 5 times

Total bases: 5, UC Santa Barbara, Apr 07, 2013 ; Boise State, Mar 09, 2013

RBI: 4, UC Santa Barbara, Apr 07, 2013

Runs scored: 2, Drake, Feb 15, 2013 ; Boise State, Mar 07, 2013 ; Ari-

2013 Arizona Softball Individual Game-by-Game for Arizona (as of Aug 12, 2013)																								
#55 Perez, Mandie - 57 games (All games)																								
Date	Opponent	Pos	AB	R	H	RBI	2B	3B	HR	BB	SB	CS	HBP	SAC	SO	GDP	K	PO	A	E	Aug			
Feb 08	vs Northwestern	*2b	2	1	0	0	0	0	0	0	0	0	0	0	0	0	0	0	0	0	1	.000		
Feb 08	vs Bradley	*2b	3	0	1	0	0	0	0	0	0	0	0	0	0	0	0	0	0	0	0	200		
Feb 09	vs Cal Poly	*2b	3	0	0	0	0	0	0	0	0	0	0	0	0	0	0	0	0	0	0	.222		
Feb 09	vs San Diego State	*2b	3	0	0	0	0	0	0	0	0	0	0	0	0	0	0	2	2	1	0	.167		
Feb 10	vs Florida	*2b	3	0	0	0	0	0	0	0	0	0	0	0	0	0	0	0	0	0	1	.133		
Feb 15	NEBRASKA-1	*2b	3	0	0	0	0	0	0	0	0	0	0	0	0	0	0	0	0	0	0	.118		
Feb 15	DRAKE-2	*of	3	2	1	0	1	0	0	0	0	0	0	0	0	0	0	0	0	0	1	.150		
Feb 15	SOUTHERN UTAH-1	*of	3	0	0	0	0	0	0	0	0	0	0	0	0	0	0	0	0	0	0	.150		
Feb 16	PURDUE-2	*of	2	0	0	0	0	0	0	0	0	0	0	0	0	0	0	0	0	1	1	.136		
Feb 17	UTAH STATE	*of	3	1	1	1	0	0	0	0	0	0	0	0	0	0	0	2	0	0	0	.160		
Feb 21	vs Long Beach State	*of	3	0	0	0	0	0	0	0	0	0	0	0	0	0	0	0	0	0	0	.143		
Feb 22	vs Loyola Marymount	*of	0	0	0	0	0	0	0	0	0	0	0	0	0	0	0	0	0	0	0	.143		
Feb 23	vs LSU	*of	3	0	0	0	0	0	0	0	0	0	0	0	0	0	0	0	0	0	0	.143		
Mar 01	UC RIVERSIDE-1	*pr	0	0	0	0	0	0	0	0	0	0	0	0	0	0	0	0	0	0	0	.194		
Mar 01	BOSTON-2	*of	1	0	0	0	0	0	0	0	2	0	0	0	0	0	0	0	1	1	0	.188		
Mar 02	BOSTON-1	*of	2	1	1	0	0	0	0	0	0	0	0	0	0	0	0	0	1	0	0	.206		
Mar 02	PORTLAND STATE-2	*of	3	0	0	0	0	0	0	0	0	0	0	0	0	0	0	0	0	0	0	.216		
Mar 03	PORTLAND STATE-1	*of	2	0	0	0	0	0	0	0	0	0	0	0	0	0	0	0	0	0	0	.205		
Mar 07	BOISE STATE	*of	3	0	2	0	0	0	0	0	0	0	0	0	0	0	0	0	0	0	0	.186		
Mar 09	BOISE STATE-1	*of	3	1	2	3	0	0	1	0	0	0	0	0	0	0	0	0	0	0	0	.227		
Mar 09	BOISE STATE-2	*of	3	1	2	0	0	0	0	0	0	0	0	0	0	0	0	0	0	0	0	.255		
Mar 14	vs Virginia Tech	*of	3	0	2	0	0	0	0	0	0	0	0	0	0	0	0	0	0	0	0	.260		
Mar 14	vs Notre Dame	*of	3	0	2	0	0	0	0	0	0	0	0	0	0	0	0	0	0	0	0	.283		
Mar 15	vs Penn State	*of	4	4	2	3	0	0	0	0	0	0	0	0	0	0	0	0	0	0	0	.290		
Mar 15	vs Michigan	*of	3	0	0	0	0	0	0	0	0	0	0	0	0	0	0	0	0	0	0	.298		
Mar 16	vs Oklahoma	*of	3	0	0	0	0	0	0	0	0	0	0	0	0	0	0	0	0	0	0	.305		
Mar 23	WASHINGTON	*of	3	0	0	0	0	0	0	0	0	0	0	0	0	0	0	0	0	0	0	.290		
Mar 24	WASHINGTON	*of	3	1	0	0	0	0	0	0	0	0	0	0	0	0	0	0	0	0	0	.277		
Mar 25	WASHINGTON	*of	3	0	0	0	0	0	0	0	0	0	0	0	0	0	0	0	0	0	0	.275		
Mar 28	at Utah	*of	4	2	0	0	0	0	1	0	0	0	0	0	0	0	0	0	0	0	0	.286		
Mar 29	at Utah	*of	3	0	0	0	0	0	0	0	0	0	0	0	0	0	0	0	0	0	0	.311		
Mar 30	at Utah	*of	3	0	0	0	0	0	0	0	0	0	0	0	0	0	0	0	0	0	0	.299		
Apr 02	CALIFORNIA-1	*of	3	0	0	0	0	0	0	0	0	0	0	0	0	0	0	0	0	0	0	.287		
Apr 02	CALIFORNIA-2	*of	3	0	0	0	0	0	0	0	0	0	0	0	0	0	0	0	0	0	0	.301		
Apr 03	CALIFORNIA	*of	3	0	1	0	0	0	0	0	0	0	0	0	0	0	0	0	0	0	0	.302		
Apr 06	UC SANTA BARBARA	*of	3	0	0	0	0	0	0	0	0	0	0	0	0	0	0	0	0	0	0	.295		
Apr 07	UC SANTA BARBARA	*of	3	1	2	4	0	0	1	0	0	0	0	0	0	0	0	0	0	0	0	.301		
Apr 09	at New Mexico State-1	*of	3	0	0	0	0	0	0	0	0	0	0	0	0	0	0	0	0	0	0	.302		
Apr 09	at New Mexico State-2	*of	3	0	0	0	0	0	0	0	0	0	0	0	0	0	0	0	0	0	0	.303		
Apr 12	at Oregon	*of	3	0	0	0	0	0	0	0	0	0	0	0	0	0	0	0	0	0	0	.304		
Apr 13	at Oregon	*of	2	0	0	0	0	0	0	0	0	0	0	0	0	0	0	0	0	0	0	.298		
Apr 14	at Oregon	*of	1	0	0	0	0	0	0	0	0	0	0	0	0	0	0	0	0	0	0	.296		
Apr 18	UCLA	*of	4	1	3	1	0	0	0	0	0	0	0	0	0	0	0	0	0	0	0	.312		
Apr 19	UCLA	*of	3	0	0	0	0	0	0	0	0	0	0	0	0	0	0	0	0	0	0	.304		
Apr 20	UCLA	*of	3	0	1	1	0	0	0	0	0	0	0	0	0	0	0	0	0	0	0	.307		
Apr 26	at Oregon State	*of	3	0	0	0	0	0	0	0	1	0	0	0	0	0	0	0	0	0	0	.310		
Apr 27	at Oregon State	*of	3	0	0	0	0	0	0	0	0	0	0	0	0	0	0	0	0	0	0	.303		
Apr 28	at Oregon State	*of	1	0	0	0	0	0	0	0	0	0	0	0	0	0	0	0	0	0	0	.300		
May 03	ARIZONA STATE	*of	1	0	0	0	0	0	0	0	3	0	0	0	0	0	0	0	0	0	0	.298		
May 04	ARIZONA STATE	*of	2	1	0	0	0	0	1	0	0	0	0	0	0	0	0	0	0	0	0	.301		
May 05	ARIZONA STATE	*of	3	0	1	0	0	0	0	0	0	0	0	0	0	0	0	0	0	0	0	.302		
May 09	at Stanford	*of	3	0	0	0	0	0	0	0	0	0	0	0	0	0	0	0	0	0	0	.295		
May 10	at Stanford	*of	3	0	0	0	0	0	0	0	0	0	0	0	0	0	0	0	0	0	0	.288		
May 11	at Stanford	*of	1	0	0	0	0	0	0	0	0	0	0	0	0	0	0	0	0	0	0	.297		
May 17	vs Baylor	*of	3	0	2	0	0	0	0	0	0	0	0	0	0	0	0	0	0	0	0	.297		
May 18	vs Penn	*of	3	0	0	0	0	0	0	0	0	0	0	0	0	0	0	0	0	0	0	.298		
May 18	vs Baylor	*of	3	0	0	0	0	0	0	0	0	0	0	0	0	0	0	0	0	0	0	.292		
Totals			55gs	144	23	42	27	8	0	5	19	1	3	1	1	0	19	67	6	6	6	.922		

On base pct. .383 • Slugging pct. .451

On base pct. .383 • Slugging pct. .451

2014 ARIZONA SOFTBALL MEDIA GUIDE

zona State, May 04, 2013

Walks: 3, at Oregon State, Apr 28, 2013 ; Arizona State, May 03, 2013

Hit by pitch: 1, vs Northwestern, Feb 08, 2013 ; Portland State, Mar 03, 2013 ; Boise State, Mar 07, 2013

Sac flies: 1, UCLA, Apr 18, 2013

Sac bunts: 1, at Utah, Mar 29, 2013

At bats: 4, 4 times

Stolen bases: 1, at Oregon State, Apr 26, 2013

Caught stealing: 1, at Oregon State, Apr 28, 2013

Field chances: 5, vs Florida, Feb 10, 2013 ; at Utah, Mar 29, 2013

Putouts: 5, at Utah, Mar 29, 2013

Assists: 3, vs Bradley, Feb 08, 2013


5-6, Sophomore, 1L

Outfield

Bats – L, Throws – R

Hometown: Scottsdale, Ariz.

COURTNEY RODRIGUEZ - #18



Year	avg	gp-gs	ab	r	h	2b	3b	hr	rbi	tb	slg%	bb	hbp	so	gdp	ob%	sf	sh	sb-at	po	a	e	fld%
2013	.127	49-36	63	10	8	1	0	0	3	9	.143	2	0	20	0	.154	0	4	1-2	32	3	4	.897
TOTAL	.127	49-36	63	10	8	1	0	0	3	9	.143	2	0	20	0	.154	0	4	1-2	32	3	4	.897

Candrea Says: "I think Courtney has caught up to the game. I think she is having better at-bats and making better decisions. She's going to be a big factor for us. Courtney has really done a good job of shortening her swing and has done a better job with pitch selection. She has definitely matured into a good softball player."

2013: Appeared in 49 games, including 36 starts ... Appeared in all three outfield positions, with the majority of the work coming in right field ... Batted .127 in 63 at-bats ... Scored 10 runs ... Clouted one double and drove in three runs during the campaign ... Slugged .143 and got on base at a .154 clip ... Stole one base in two attempts ... Laid down four sacrifice bunts ... Recorded three outfield assists ... Drove in a run in her second collegiate at-bat when she drew a bases-loaded walk against Northwestern (2/8) ... College Station Regional: Started all three games in right field and collected one hit in seven at-bats ... Dropped down a key sacrifice bunt

in the seventh inning against Penn (5/18) to push the tying run into scoring position, a run that would eventually come in to score, with two strikes.

High School: A four-year letterwinner at Seton Catholic High School in Scottsdale, Ariz. under Head Coach Jerry Mullin ... An all-region performer her senior season and an all-conference athlete all four years ... Named team's offensive and defensive player of the year her senior season ... Helped lead the team to consecutive state championships her freshman and sophomore seasons ... A two-year letterwinner in soccer at Seton Catholic High School and was named the Region Player of the Year ... Finished fifth at Premier Nationals for club team Arizona Storm under Head Coach Kara Brun.

Personal: Born Courtney Louise Rodriguez in November of 1993 in Fullerton, Calif. to Raul and Lisa Rodriguez ... Has one brother, Ryan (16), and one sister, teammate Kelsey (20) ... Is undecided on field of study, but desires to be a photographer ... In her free time, enjoys crafts ... Chose Arizona over Georgia, Missouri and ASU because Arizona, "has a good softball team and is close to home."

Career Single-Game Highs:

Hits: 1, 7 times

Doubles: 1, Boise State, Mar 09, 2013

Total bases: 2, Boise State, Mar 09, 2013

RBI: 1, at Oregon, Apr 12, 2013 ; vs Northwestern, Feb 08, 2013 ;

Southern Utah, Feb 16, 2013

Runs scored: 1, 10 times

Walks: 1, vs Northwestern, Feb 08, 2013 ; Washington, Mar 23, 2013

Struck out: 3, UCLA, Apr 18, 2013

Sac bunts: 1, 4 times

At bats: 4, UCLA, Apr 18, 2013

Stolen bases: 1, UCLA, Apr 18, 2013

Caught stealing: 1, vs Oklahoma, Feb 21, 2013

Field chances: 6, at Utah, Mar 29, 2013

Putouts: 6, at Utah, Mar 29, 2013

Assists: 1, at New Mexico State, Apr 09, 2013 ; Washington, Mar 23, 2013 ; at Stanford, May 10, 2013

2013 Arizona Softball Individual Game-by-Game for Arizona (as of Aug 12, 2013)																								
#18 Rodriguez, Courtney - 49 games (All games)																								
Date	Opponent	Pos	AB	R	H	RBI	2B	3B	HR	BB	SB	CS	HBP	SAC	SF	GDP	K	PO	A	E	Aug			
Feb 08	vs Northwestern	of	2	0	0	1	0	0	0	1	0	0	0	0	0	0	2	0	0	0	.000			
Feb 08	vs Bradley	of	1	0	0	0	0	0	0	0	0	0	0	0	0	0	0	0	0	0	.000			
Feb 09	vs Cal Poly	of	0	1	0	0	0	0	0	0	0	0	0	0	0	0	0	0	0	0	.000			
Feb 09	vs San Diego State	pr	0	0	0	0	0	0	0	0	0	0	0	0	0	0	0	0	0	0	.000			
Feb 15	NEBRASKA-1	of	0	0	0	0	0	0	0	0	0	0	0	0	0	0	0	0	0	0	.000			
Feb 15	DRAKE-2	of	0	1	0	0	0	0	0	0	0	0	0	0	0	0	0	1	0	0	.000			
Feb 15	SOUTHERN UTAH-1	of	2	0	1	0	0	0	0	0	0	0	0	0	0	0	0	1	0	0	.200			
Feb 16	PURDUE-2	pr	1	1	0	0	0	0	0	0	0	0	0	0	0	0	0	1	0	0	.200			
Feb 17	UTAH STATE	of	1	0	0	0	0	0	0	0	0	0	0	0	0	0	0	0	0	0	.167			
Feb 21	vs Oklahoma	of	1	0	0	0	0	0	0	0	0	0	0	0	0	0	0	0	0	0	.167			
Feb 21	vs Long Beach State	pr	0	0	0	0	0	0	0	0	0	0	0	0	0	0	0	0	0	0	.167			
Feb 22	vs Ohio State	of	0	0	0	0	0	0	0	0	0	0	0	0	0	0	0	0	0	0	.167			
Feb 23	vs LSU	of	2	0	0	0	0	0	0	0	0	0	0	0	0	0	0	0	0	0	.125			
Mar 01	UC RIVERSIDE-1	of	0	0	0	0	0	0	0	0	0	0	0	0	0	0	0	0	0	0	.125			
Mar 02	BOSTON-1	pr	0	0	0	0	0	0	0	0	0	0	0	0	0	0	0	0	0	0	.125			
Mar 02	PORTLAND STATE-2	of	0	1	0	0	0	0	0	0	0	0	0	0	0	0	0	0	0	0	.125			
Mar 03	PORTLAND STATE	pr/of	0	0	0	0	0	0	0	0	0	0	0	0	0	0	0	1	0	0	.111			
Mar 07	BOISE STATE	of	1	0	1	0	0	0	0	0	0	0	0	0	0	0	0	0	0	0	.111			
Mar 09	BOISE STATE-1	of	1	1	1	0	0	0	0	0	0	0	0	0	0	0	0	0	0	0	.167			
Mar 09	BOISE STATE-2	*	3	0	1	0	1	0	0	0	0	0	0	0	0	0	1	1	0	0	.200			
Mar 14	vs Virginia Tech	of	0	0	0	0	0	0	0	0	0	0	0	0	0	0	0	0	0	0	.167			
Mar 15	vs Penn State	of	0	0	0	0	0	0	0	0	0	0	0	0	0	0	0	0	0	0	.167			
Mar 15	vs Michigan	of	1	0	1	0	0	0	0	0	0	0	0	0	0	0	0	0	0	0	.211			
Mar 23	WASHINGTON	of	2	0	0	0	0	0	0	0	0	0	0	0	0	0	0	0	0	0	.238			
Mar 24	WASHINGTON	of	3	0	0	0	0	0	0	0	0	0	0	0	0	0	0	1	0	0	.208			
Mar 25	WASHINGTON	of	3	0	0	0	0	0	0	0	0	0	0	0	0	0	0	2	0	0	.185			
Mar 26	at Utah	of	3	0	0	0	0	0	0	0	0	0	0	0	0	0	0	0	0	0	.167			
Mar 29	at Utah	of	1	1	1	0	0	0	0	0	0	0	0	0	0	0	0	6	0	0	.161			
Mar 30	at Utah	of	3	0	1	0	0	0	0	0	0	0	0	0	0	0	0	0	0	0	.176			
Apr 02	CALIFORNIA-1	of	0	0	0	0	0	0	0	0	0	0	0	0	0	0	0	0	0	0	.176			
Apr 02	CALIFORNIA-2	of	3	0	0	0	0	0	0	0	0	0	0	0	0	0	0	2	0	0	.162			
Apr 03	UC-SANTA BARBARA	of	0	0	0	0	0	0	0	0	0	0	0	0	0	0	0	0	0	0	.162			
Apr 09	at New Mexico State-1	of	0	1	0	0	0	0	0	0	0	0	0	0	0	0	0	2	0	0	.162			
Apr 09	at New Mexico State-2	of	0	0	0	0	0	0	0	0	0	0	0	0	0	0	0	0	0	0	.150			
Apr 12	at Oregon	of	3	0	1	0	0	0	0	0	0	0	0	0	0	0	0	0	0	0	.163			
Apr 13	at Oregon	*dh/of	2	0	0	0	0	0	0	0	0	0	0	0	0	0	0	2	0	0	.156			
Apr 14	at Oregon	*dh/of	1	0	0	0	0	0	0	0	0	0	0	0	0	0	0	0	0	0	.152			
Apr 18	UCLA	of	4	1	0	0	0	0	0	0	0	0	0	0	0	0	0	3	0	0	.140			
Apr 19	UCLA	of	0	0	0	0	0	0	0	0	0	0	0	0	0	0	0	0	0	0	.140			
Apr 25	at Oregon State	of	2	0	0	0	0	0	0	0	0	0	0	0	0	0	0	0	0	0	.135			
Apr 26	at Oregon State	pr/of	0	1	0	0	0	0	0	0	0	0	0	0	0	0	0	0	0	0	.135			
May 05	ARIZONA STATE	of	0	0	0	0	0	0	0	0	0	0	0	0	0	0	0	0	0	0	.135			
May 09	at Stanford	of	3	0	0	0	0	0	0	0	0	0	0	0	0	0	0	0	0	0	.127			
May 10	at Stanford	of	0	0	0	0	0	0	0	0	0	0	0	0	0	0	0	0	0	0	.127			
May 11	at Stanford	of	1	0	0	0	0	0	0	0	0	0	0	0	0	0	0	0	0	0	.125			
May 17	vs Baylor	of	3	0	1	0	0	0	0	0	0	0	0	0	0	0	0	1	2	0	.136			
May 18	vs Penn	of	2	0	0	0	0	0	0	0	0	0	0	0	0	0	0	0	0	0	.131			
May 18	vs Baylor	of	2	0	0	0	0	0	0	0	0	0	0	0	0	0	0	0	0	0	.127			
Totals			363	63	10	8	3	1	0	2	1	0	0	4	0	0	20	32	3	4	.897			

On base pct. .154 • Slugging pct. .143

5-7, Sophomore, 1L
Infield
Bats – R, Throws – R
Hometown: Anaheim, Calif.

LAUREN YOUNG - #9



Year	avg	gp-gs	ab	r	h	2b	3b	hr	rbi	tb	slg%	bb	hbp	so	gdp	ob%	sf	sh	sb-att	po	a	e	fld%
2013	.270	59-59	163	28	44	6	0	12	36	86	.528	23	2	35	3	.363	2	3	0-0	65	121	11	.944
TOTAL	.270	59-59	163	28	44	6	0	12	36	86	.528	23	2	35	3	.363	2	3	0-0	65	121	11	.944

Candrea Says: "She's gifted and can play a lot of different positions. She has proven that she is as good as anyone at third."

2013: A 59-game starter who provided punch to the middle of the order ... Received an honorable mention on the all-conference team ... Named Pac-12 all-freshman ... Blasted 12 homers and drove in 36 runs while maintaining a .270 batting average ... Ranked second on the team behind Chelsea Goodacre in both home runs and RBI ... Third on the team in slugging percentage (.528), total bases (86) and walks (23) ... Started all 59 games at third base where she made impressive play after impressive play ... Began the season in the seven-spot in the batting order before spending the majority of the second half of the season in the cleanup role ... Knocked six doubles in 163 at-bats ... Second on the team with three, three-hit games ...

Had nine multi-hit games all together, including three multi-homer games ... Had the team's two most productive games RBI-wise when she drove in seven runs against UC Santa Barbara (4/6) and six runs against Boise State (3/9) ... Had six hits in six at-bats, including four home runs in a doubleheader against Boise State (3/9), a day in which she drove in a combined nine runs and scored five runs in the sweep ... Homered in the previous game and the subsequent game, giving her six home runs in the span of 10 at-bats (3/7-3/14) ... Went 3-for-4 with a pair of homers and drove in seven runs, the most since Shelby Pendley brought home eight runs against North Dakota (2/17) ... Had 44 hits on the season, perhaps none bigger than a three-run home run in the sixth inning against No. 13 Stanford (5/9) that transformed a 3-1 deficit into a 4-3 lead in Arizona's eventual 5-3 victory ... College Station Regional: Did not record a hit in seven at-bats ... Was hit by a pitch and laid down a sacrifice bunt against Penn (5/18) ... Walked against Baylor (5/18) ... Was perfect in 11 defensive chances.

High School: A four-year letterwinner at Canyon High School under Head Coach Dan Hay ... Named Team MVP in her junior and senior seasons ... Cited as first-team all-conference during her junior and senior seasons and named to the second-team as a freshman ... Named first-team all-county and all-state as a senior while being awarded second-team all-county as a senior ... Named the 2012 Athlete of the Year at Canyon High School as a senior as well as the school's Junior Player of the Year the previous season ... Four-year scholar athlete ... Posted a .394 batting average with a .746 slugging percentage and five home runs in her senior season.

Personal: Born Lauren Alyssa Young in August of 1994 to Terry and Cecile Young ... Brother Brandon (19) will serve as the team's manager and has a sister, Taryn, 13 ... Intended major is undecided ... In her free time, enjoys playing softball, hanging out and relaxing ... Chose Arizona because she, "loved the campus and the coaches and the girls were great."

Career Honors:

2013

All-Pac-12 (Honorable Mention)
Pac-12 All-Freshman

Career Single-Game Highs:

Hits: 3, UC Santa Barbara, Apr 06, 2013 ; Boise State, Mar 09, 2013

Doubles: 1, 6 times

Home runs: 2, UC Santa Barbara, Apr 06, 2013 ; Boise State, Mar 09, 2013

Total bases: 9, UC Santa Barbara, Apr 06, 2013 ; Boise State, Mar 09, 2013

RBI: 7, UC Santa Barbara, Apr 06, 2013

Runs scored: 3, Boise State, Mar 09, 2013

Walks: 3, at Oregon State, Apr 27, 2013

2013 Arizona Softball Individual Game-by-Game for Arizona (as of Aug 12, 2013)																								
#9 Young, Lauren - 59 games (All games)																								
Date	Opponent	Pos	AB	R	H	RBI	2B	3B	HR	BB	SB	CS	HBP	SAC	SO	GDP	PO	A	E	PO	A	E	PO	A
Feb 08	vs Northwestern	*3b	2	1	0	0	0	0	0	1	0	0	0	0	0	0	1	2	0	0	2	1	0	.000
Feb 08	vs Bradley	*3b	4	0	1	0	0	0	0	0	0	0	0	0	0	0	0	1	1	0	0	1	1	.200
Feb 09	vs Cal Poly	*3b	0	0	0	0	0	0	0	0	0	0	0	0	0	0	0	0	0	0	0	0	0	.333
Feb 09	vs San Diego State	*3b	0	0	0	0	0	0	0	0	0	0	0	0	0	0	0	0	0	0	0	0	0	.417
Feb 10	vs Florida	*3b	4	0	0	0	0	0	0	0	0	0	0	0	0	0	0	1	0	0	1	0	2	.000
Feb 15	NEBRASKA-1	*3b	2	0	0	0	0	0	0	0	0	0	0	0	0	0	1	1	0	0	1	0	0	.333
Feb 15	DRAKE-2	*3b	0	0	0	0	0	0	0	0	0	0	0	0	0	0	0	0	0	0	0	0	0	.333
Feb 16	SOUTHERN UTAH-1	*3b	0	0	0	0	0	0	0	0	0	0	0	0	0	0	0	0	0	0	0	0	0	.333
Feb 17	UTAH STATE	*3b	2	0	0	0	0	0	0	0	0	0	0	0	0	0	0	0	0	0	0	0	0	.333
Feb 21	vs Oklahoma	*3b	0	0	0	0	0	0	0	0	0	0	0	0	0	0	0	0	0	0	0	0	0	.333
Feb 21	vs Long Beach State	*3b	0	0	0	0	0	0	0	0	0	0	0	0	0	0	0	0	0	0	0	0	0	.333
Feb 22	vs Ohio State	*3b	0	0	0	0	0	0	0	0	0	0	0	0	0	0	0	0	0	0	0	0	0	.333
Feb 22	vs Loyola Marymount	*3b	0	0	0	0	0	0	0	0	0	0	0	0	0	0	0	0	0	0	0	0	0	.333
Feb 23	vs LSU	*3b	0	0	0	0	0	0	0	0	0	0	0	0	0	0	0	0	0	0	0	0	0	.333
Mar 01	UC RIVERSIDE-1	*3b	0	0	0	0	0	0	0	0	0	0	0	0	0	0	0	0	0	0	0	0	0	.333
Mar 01	BOSTON-2	*3b	0	0	0	0	0	0	0	0	0	0	0	0	0	0	0	0	0	0	0	0	0	.333
Mar 02	BOSTON-1	*3b	0	0	0	0	0	0	0	0	0	0	0	0	0	0	0	0	0	0	0	0	0	.333
Mar 02	PORTLAND STATE-2	*3b	0	0	0	0	0	0	0	0	0	0	0	0	0	0	0	0	0	0	0	0	0	.333
Mar 03	PORTLAND STATE	*3b	0	0	0	0	0	0	0	0	0	0	0	0	0	0	0	0	0	0	0	0	0	.333
Mar 07	BOISE STATE	*3b	0	0	0	0	0	0	0	0	0	0	0	0	0	0	0	0	0	0	0	0	0	.333
Mar 09	BOISE STATE-1	*3b	0	0	0	0	0	0	0	0	0	0	0	0	0	0	0	0	0	0	0	0	0	.333
Mar 09	BOISE STATE-2	*3b	0	0	0	0	0	0	0	0	0	0	0	0	0	0	0	0	0	0	0	0	0	.333
Mar 14	vs Virginia Tech	*3b	0	0	0	0	0	0	0	0	0	0	0	0	0	0	0	0	0	0	0	0	0	.333
Mar 14	vs Notre Dame	*3b	0	0	0	0	0	0	0	0	0	0	0	0	0	0	0	0	0	0	0	0	0	.333
Mar 15	vs Penn State	*3b	0	0	0	0	0	0	0	0	0	0	0	0	0	0	0	0	0	0	0	0	0	.333
Mar 15	vs Michigan	*3b	0	0	0	0	0	0	0	0	0	0	0	0	0	0	0	0	0	0	0	0	0	.333
Mar 16	vs Oklahoma	*3b	0	0	0	0	0	0	0	0	0	0	0	0	0	0	0	0	0	0	0	0	0	.333
Mar 23	WASHINGTON	*3b	0	0	0	0	0	0	0	0	0	0	0	0	0	0	0	0	0	0	0	0	0	.333
Mar 24	WASHINGTON	*3b	0	0	0	0	0	0	0	0	0	0	0	0	0	0	0	0	0	0	0	0	0	.333
Mar 25	WASHINGTON	*3b	0	0	0	0	0	0	0	0	0	0	0	0	0	0	0	0	0	0	0	0	0	.333
Mar 28	at Utah	*3b	0	0	0	0	0	0	0	0	0	0	0	0	0	0	0	0	0	0	0	0	0	.333
Mar 30	at Utah	*3b	0	0	0	0	0	0	0	0	0	0	0	0	0	0	0	0	0	0	0	0	0	.333
Apr 02	CALIFORNIA-1	*3b	0	0	0	0	0	0	0	0	0	0	0	0	0	0	0	0	0	0	0	0	0	.333
Apr 02	CALIFORNIA-2	*3b	0	0	0	0	0	0	0	0	0	0	0	0	0	0	0	0	0	0	0	0	0	.333
Apr 03	CALIFORNIA	*3b	0	0	0	0	0	0	0	0	0	0	0	0	0	0	0	0	0	0	0	0	0	.333
Apr 06	UC SANTA BARBARA	*3b	0	0	0	0	0	0	0	0	0	0	0	0	0	0	0	0	0	0	0	0	0	.333
Apr 07	UC SANTA BARBARA	*3b	0	0	0	0	0	0	0	0	0	0	0	0	0	0	0	0	0	0	0	0	0	.333
Apr 09	at New Mexico State-1	*3b	0	0	0	0	0	0	0	0	0	0	0	0	0	0	0	0	0	0	0	0	0	.333
Apr 09	at New Mexico State-2	*3b	0	0	0	0	0	0	0	0	0	0	0	0	0	0	0	0	0	0	0	0	0	.333
Apr 12	at Oregon	*3b	0	0	0	0	0	0	0	0	0	0	0	0	0	0	0	0	0	0	0	0	0	.333
Apr 13	at Oregon	*3b	0	0	0	0	0	0	0	0	0	0	0	0	0	0	0	0	0	0	0	0	0	.333
Apr 18	UCLA	*3b	0	0	0	0	0	0	0	0	0	0	0	0	0	0	0	0	0	0	0	0	0	.333
Apr 20	UCLA	*3b	0	0	0	0	0	0	0	0	0	0	0	0	0	0	0	0	0	0	0	0	0	.333
Apr 26	at Oregon State	*3b	0	0	0	0	0	0	0	0	0	0	0	0	0	0	0	0	0	0	0	0	0	.333
Apr 27	at Oregon State	*3b	0	0	0	0	0	0	0	0	0	0	0	0	0	0	0	0	0	0	0	0	0	.333
Apr 28	at Oregon State	*3b	0	0	0	0	0	0	0	0	0	0	0	0	0	0	0	0	0	0	0	0	0	.333
May 03	ARIZONA STATE	*3b	0	0	0	0	0	0	0	0	0	0	0	0	0	0	0	0	0	0	0	0	0	.333
May 05	ARIZONA STATE	*3b	0	0	0	0	0	0	0	0	0	0	0	0	0	0	0	0	0	0	0	0	0	.333
May 09	at Stanford	*3b	0	0	0	0	0	0	0	0	0	0	0	0	0	0	0	0	0	0	0	0	0	.333
May 10	at Stanford	*3b	0	0	0	0	0	0	0	0	0	0	0	0	0	0	0	0	0	0	0	0	0	.333
May 11	at Stanford	*3b	0	0	0	0	0	0	0	0	0	0	0	0	0	0	0	0	0	0	0	0	0	.333
May 11	vs Baylor	*3b	0	0	0	0	0	0	0	0	0	0	0	0	0	0	0	0	0	0	0	0	0	.333
May 18	vs Penn	*3b	0	0	0	0	0	0	0	0	0	0	0	0	0	0	0	0	0	0	0	0	0	.333
May 18	vs Baylor	*3b	0	0	0	0	0	0	0	0	0	0	0	0	0	0	0	0	0	0	0	0	0	.333
Totals			59	28	44	36	6	0	12	23	0	0	2	3	35	3	65	121	11	0	65	121	11	.944

On base pct. .363 • Slugging pct. .528

2014 ARIZONA SOFTBALL MEDIA GUIDE

Hit by pitch: 1, California, Apr 02, 2013 ; vs Penn, May 18, 2013

Struck out: 2, 7 times

Sac flies: 1, UC Riverside, Mar 01, 2013 ; at Utah, Mar 28, 2013

Sac bunts: 1, California, Apr 02, 2013 ; vs Long Beach State, Feb 21, 2013 ; vs Penn, May 18, 2013

At bats: 5, UCLA, Apr 18, 2013 ; at Utah, Mar 29, 2013

Field chances: 7, UCLA, Apr 18, 2013 ; vs Long Beach State, Feb 21, 2013

Putouts: 4, at Oregon, Apr 14, 2013 ; vs Penn, May 18, 2013

Assists: 5, UCLA, Apr 18, 2013 ; vs Notre Dame, Mar 14, 2013 ; Washington, Mar 25, 2013

5-5, Junior, TR
 Outfield
 Bats – R, Throws – R
 Hometown: Tucson, Ariz.

CYNTHIA PELAYO - #22



Candrea Says: "She has been very steady. In the time that we have been together her offense has improved. She is not scared to swing the bat. She is a great kid, a hard worker, and comes to play every day."

Prior to Arizona: Played two years at Pima Community College under head coach Armando Quiroz ... Batted .440 with 73 run, 91 hits, three home runs, 61 RBI, 32 walks and 23 stolen bases ... A two-time NFCA All-American at Pima ... Finished fourth place in 2013 NJCAA World Series and third in the 2012 World Series ... Made the Little League World Series in 2010 with Sunnyside Little League.

Personal: Born Cynthia Esmeralda Pelayo in August of 1993 to Ugo and Bertha Pelayo ... Has one brother Hulises (16) ... In her free time, enjoys playing other sports, biking and being with family and friends ... Plans to major in accounting or marketing in order to start her own business or work for a big company ... Chose Arizona because, "it's a great opportunity. I get to play for the best and most prestige coach in softball. It's my hometown university."

NEWCOMER PROFILES

5-6, Sophomore, TR
 Utility
 Bats – R, Throws – R
 Hometown: Willcox, Ariz.

NIKKI DUNLAP - #33



Candrea Says: "Nikki can play. I think she can swing the bat and her defensive skills are adequate. She has done a nice job filling in and I think she is going to be a great asset to this ball-lub."


Prior to Arizona: Played one season at Texas Tech under head coach Shannon Hays ... Appeared in 24 games, including two starts ... Posted a .200 average in 25 at-bats including a homer and five RBI ... Prior to attending Texas Tech, earned four letters at Willcox High School under coach Mike Patterson ... Most valuable offensive player her sophomore, junior and senior seasons ... Owns the school home run record as well as the career batting average mark (.545) ... Batted .525 with a .960 fielding percentage her senior season ... Member of the National Honors Society and member of GATE Club her junior and senior seasons ... Played club ball for Desert Thunder and led the team to the 18U Gold National Championship.

Personal: Born Jamie Nicole Dunlap in July of 1993 to Doug and Tina Dunlap ... Has one brother, Jake (15), and one sister, Megan (23) ... In her free time, enjoys snowboarding, shopping and hanging out with family ... Plans to major in retailing and consumer science in order to become a buyer for a corporate company ... Chose Arizona because "I love Arizona and

enjoy being close to my family."

5-9, Sophomore, TR
Outfield
Bats – L, Throws – L
Hometown: Mesa, Ariz.

PAYTON KORNFEIND - #2



Candrea Says: "Very athletic young lady, I think she is trying to catch up to the speed of the game at this level, but working hard and getting better."

Prior to Arizona: A first-team NFCA All-American at the University of Colorado at Colorado Springs ... Named RMAC Freshman of the Year ... Led conference with a .520 batting average ... Top freshman, and third overall, in Division II in batting average ... First-team all-conference, all-region ... Fifteenth in batting average in NCAA (all divisions) ... Had 64 hits in 124 at-bats, good for a .520 average with a .556 OBP ... Stole 18 bases ... Drove in 33 RBI in 36 games ... Prior to Colorado Springs, earned three letters at Red Mountain High School under coach Rich Hamilton ... Won the state championship her final three seasons in high school ... Set a school record with a .547 batting average her senior year.

Personal: Born Payton Rose Kornfeind in August of 1994 to Ken Kornfeind and Cathy Kesler ... Is undecided in her field of study ... In her free time, enjoys exercising and hanging out with friends and family ... Chose Arizona because of "the opportunity to play for a legendary coaching staff and to compete at the highest level of softball."

5-4, Sophomore, TR
Outfield
Bats – L, Throws – L
Hometown: Mesa, Ariz.

SIERA PHILLIPS - #26




Candrea Says: "Siera has some tools. She has quick hands and I think she is just a steady player. She needs to grow a little bit and this year I think will be a year for her to grow and take advantage of the opportunity she is going to get."

Prior to Arizona: First-team all-conference at Dixie State University under coach Randy Simkins ... Participated in Dixie State's 40-win season ... Hit .358 with four homers and 30 RBI in 51 games ... Hit five triples and nine doubles ... Prior to Dixie State, earned four letters at Red Mountain High School and led the team to three consecutive state championships ... Team went 35-3 her senior season and finished third in the nation.

Personal: Born Siera Linae Phillips in May of 1994 to Zac and Carol Phillips ... Has one brother, Bryant (16) ... Chose to transfer to Arizona because "I wanted to play for Mike Candrea ever since I was eight years old."

5-5, Sophomore, TR
Utility
Bats – R, Throws – R
Hometown: Douglas, Ariz.

ERIKA TAPIA - #28




Candrea Says: "She is a great kid. She is another hard worker on this team. Her strength is her hitting."

Prior to Arizona: Spent one year at Paradise Valley Community College under head coach Nick Candrea ... Led Arizona Community College Athletic Conference with a .542 batting average and 77 hits ... Knocked 10 homers and drove in 44 runs ... Clouted 19 doubles on the year ... Helped the team become the first in PVCC history to make the playoffs ... Prior to PVCC, earned four letters at Douglas High School in Douglas, Ariz. ... Named team MVP and first-team all-conference in 2009 and 2010 ... Given the Wendy's Female Heisman Award in 2010 ... A National Army Female Athlete in 2010 ... Graduated in the top five percent of her class.

Personal: Born Erika Melliza Tapia in March of 1992 to Max and Lorena Tapia ... Has two brothers, Max (23) and Alonzo (14) ... Plans to major in biomedical engineering or speech and hearing sciences ... Chose to transfer to Arizona because "it has always been a dream of mine to play for Coach Candrea."

6-3, Freshman, HS
Pitchers
Bats – R, Throws – R
Hometown: San Marino, Calif.

MICHELLE FLOYD - #94



Candrea Says: "I think she has gotten stronger and more coordinated. I think she has grown into her body and has definitely improved on the mound. I think she's going to be able to give us some quality innings. She has a very stable mindset as a pitcher. She understands what we are trying to do."


High School: A four-year letterwinner at San Marino High School under head coach Mitch Dimkitch ... First-team all-state in 2011, 2012 and 2013 ... Named all-Rio Hondo League all four years including the league's Most Valuable Pitcher as a senior ... Team MVP all four years and team captain her junior and senior seasons ... Named Pasadena Star News Player of the Year as a senior ... Ninth in CIF history in strikeouts ... Tied for fourth with Lisa Fernandez in CIF history in consecutive no-hitters ... Compiled a 0.74 ERA her senior season ... Struck out 299 strikeouts in 160.2 innings pitched.

Personal: Born Michelle Marie Floyd in November of 1994 to Dan Floyd and Julee Mon ... Father is a financial planner and mother is a secretary ... Father played football at Stanford ... Has one sister, Charmayne (16) ... In her free time enjoys drawing, filming and editing and playing random sports (racquetball, volleyball and spike ball) ... Plans to major in journalism in order to

become an international sports broadcaster ... Chose Arizona over Stanford, Tennessee and Texas because of "Coach Candrea, the athletic staff and support system."

5-2, Freshman, HS
Third Base
Bats – R, Throws – R
Hometown: San Diego, Calif.

KATİYANA MAUGA – #34




Candrea Says: “I love this kid. She’s talented has a strong arm, has quick hands, can hit with power, and is clutch. She’s not flashy, but her skills are good. I think her softball IQ is very high.”

High School: A four-year letterwinner at Mira Mesa High School under head coach Brad Griffith ... Named all-state and first-team all-conference as a junior and a senior ... Tied the home run record for San Diego District Division II with 41 in her career.

Personal: Born Katiyana Kealamaikalani-oloaga Mauga in August of 1994 to Matthew and Kanani Mauga ... Is undecided in her field of study at Arizona but desires to work in sports medicine ... In her free time, enjoys listening to music, watching movies and hanging out with friends ... Chose Arizona because of “the campus, the family atmosphere, the friendly people and to play for Mike Candrea.”

5-6, Freshman, HS
Infield
Bats – R, Throws – R
Hometown: Temecula, Calif.

MO MERCADO – #11



Candrea Says: “She has great softball instincts, great skills, quick hands, and right now we are going to play her at second base. I think her and Kellie Fox are interchangeable, but I love Mo. Mo is going to be a player. She is the total package and I think she will be a good hitter at this level.”

High School: A four-year letterwinner at Great Oak High School under coaches David Mercado and Brian Todd ... Tabbed as all-state and all-conference as a senior ... In her senior year, awarded team passion award, team MVP award, United States Marine Corps Distinguished Athlete Award ... All-Inland Softball team 2013 ... First-team all CIF South Division 1 as a senior ... Batted .500 with a .549 OBP and .721 slugging percentage while driving in 23 runs ... Four-year scholar athlete ... Led team to its first ever league championship her senior year and to a national ranking of 54th ... Led club team So. Cal Athletics to five consecutive national championships ... Named all-league all four years, including first-team citations in each of her final three seasons.

Personal: Born Alexis Samantha Mercado in August of 1995 to David and Jill Mercado Sister, Danica (19), plays softball at Oregon ... Uncle Richard Mercado played baseball at Arizona from 2002-2004 ... Is undecided in area of study at Arizona ... Chose Arizona over Washington, UCLA, Florida, Oregon, Oklahoma, Notre Dame, Cal, Michigan, Nebraska and UCSB because “this has always been my dream school since I was a little girl.”

5-7, Freshman, HS
 Outfield
 Bats – L, Throws – L
 Hometown: Victoria, Va.

EVA WATSON – #14



Candrea Says: "She's very quick and has a strong arm. I think she is someone who will get better and better and I think this year will be a big year for her to get some time in the outfield. She will be a force on the bases."

High School: A five-year letterwinner at Kenston Forest High School under head coach Debra Hood ... Named first-team all-state as a sophomore and junior and second-team as a freshman ... Team captain and MVP as a senior ... Posted a .583 average with a .638 OBP her senior year ... Drove in 21 runs and scored 36 runs ... Stole 15 bases in 15 attempts ... Holds the stolen base record ... Won three consecutive state titles her sophomore to senior seasons.

Personal: Born Eva Elizabeth Watson in February of 1995 to Richard and Melissa Watson ... Plans to major in physiology to pursue a career in physical therapy or athletic training ... Chose Arizona over James Madison, Alabama and Christopher Newport.

**2013 Arizona Softball
Game Results for Arizona (as of Jun 04, 2013)
(All games)**

Date	Opponent	Score	Inns	Overall	Pac-12	Pitcher of record	Attend	Time
Feb 08, 2013	vs Northwestern	w 4-3	7	1-0-0	0-0-0	Babcock (W 1-0)	340	2:01
Feb 08, 2013	vs Bradley	L 1-2	7	1-1-0	0-0-0	Babcock (L 1-1)	241	1:59
Feb 09, 2013	vs Cal Poly	w 10-3	7	2-1-0	0-0-0	Pinon (W 1-0)	216	2:26
Feb 09, 2013	vs San Diego State	w 3-2	7	3-1-0	0-0-0	Babcock (W 2-1)	486	2:08
Feb 10, 2013	vs Florida	L 3-14	7	3-2-0	0-0-0	Babcock (L 2-2)	488	2:50
Feb 15, 2013	NEBRASKA-1	w 1-0	7	4-2-0	0-0-0	Babcock (W 3-2)	-	1:54
Feb 15, 2013	DRAKE-2	w 5-3	7	5-2-0	0-0-0	Pinon (W 2-0)	2488	2:07
Feb 16, 2013	SOUTHERN UTAH-1	w 6-3	7	6-2-0	0-0-0	Pinon (W 3-0)	-	1:52
Feb 16, 2013	PURDUE-2	w 5-4	7	7-2-0	0-0-0	Babcock (W 4-2)	2220	2:03
Feb 17, 2013	UTAH STATE	w 13-1	5	8-2-0	0-0-0	Bowling (W 1-0)	2220	1:50
Feb 21, 2013	vs #2 Oklahoma	L 0-5	7	8-3-0	0-0-0	Pinon (L 3-1)	0	1:55
Feb 21, 2013	vs Long Beach State	w 4-3	7	9-3-0	0-0-0	Bowling (W 2-0)	321	2:09
Feb 22, 2013	vs Ohio State	L 0-6	7	9-4-0	0-0-0	Pinon (L 3-2)	212	2:26
Feb 22, 2013	vs Loyola Marymount	w 5-3	7	10-4-0	0-0-0	Babcock (W 5-2)	143	2:15
Feb 23, 2013	vs #11 LSU	L 0-3	7	10-5-0	0-0-0	Bowling (L 2-1)	512	1:56
Mar 01, 2013	UC RIVERSIDE-1	w 12-2	5	11-5-0	0-0-0	Babcock (W 6-2)	-	1:47
Mar 01, 2013	BOSTON-2	w 6-3	7	12-5-0	0-0-0	Pinon (W 4-2)	2025	1:56
Mar 02, 2013	BOSTON-1	w 4-1	7	13-5-0	0-0-0	Babcock (W 7-2)	-	1:53
Mar 02, 2013	PORTLAND STATE-2	w 12-3	5	14-5-0	0-0-0	Pinon (W 4-2)	2150	1:38
Mar 03, 2013	PORTLAND STATE	w 8-1	7	15-5-0	0-0-0	Babcock (W 8-2)	2003	2:18
Mar 07, 2013	BOISE STATE	w 9-5	7	16-5-0	0-0-0	Babcock (W 9-2)	2155	2:04
Mar 09, 2013	BOISE STATE-1	w 14-4	5	17-5-0	0-0-0	Pinon (W 6-2)	-	1:47
Mar 09, 2013	BOISE STATE-2	w 10-2	5	18-5-0	0-0-0	Bowling (W 3-1)	2122	1:49
Mar 14, 2013	vs #14 Virginia Tech	L 2-9	7	18-6-0	0-0-0	Babcock (L 9-3)	0	2:06
Mar 14, 2013	vs Notre Dame	w 2-0	7	19-6-0	0-0-0	Bowling (W 4-1)	0	1:43
Mar 15, 2013	vs Penn State	w 10-2	5	20-6-0	0-0-0	Pinon (W 7-2)	0	1:42
Mar 15, 2013	vs #15 Michigan	L 1-9	6	20-7-0	0-0-0	Bowling (L 4-2)	0	1:57
Mar 16, 2013	vs #1 Oklahoma	L 0-4	7	20-8-0	0-0-0	Bowling (L 4-3)	1432	2:07
* Mar 23, 2013	#17 WASHINGTON	L 1-7	7	20-9-0	0-1-0	Bowling (L 4-4)	2220	2:53
* Mar 24, 2013	#17 WASHINGTON	w 7-4	7	21-9-0	1-1-0	Babcock (W 10-3)	2084	2:25
* Mar 25, 2013	#17 WASHINGTON	L 3-8	7	21-10-0	1-2-0	Pinon (L 7-3)	2001	2:53
* Mar 28, 2013	at Utah	w 6-4	7	22-10-0	2-2-0	Babcock (W 11-3)	251	2:23
* Mar 29, 2013	at Utah	w 6-5	(11)	23-10-0	3-2-0	Pinon (W 8-3)	291	3:16
* Mar 30, 2013	at Utah	L 4-8	7	23-11-0	3-3-0	Babcock (L 11-4)	379	1:47
* Apr 02, 2013	#5 CALIFORNIA-1	L 2-6	7	23-12-0	3-4-0	Pinon (L 8-4)	-	2:02
* Apr 02, 2013	#5 CALIFORNIA-2	L 1-5	7	23-13-0	3-5-0	Babcock (L 11-5)	2225	2:00
* Apr 03, 2013	#5 CALIFORNIA	w 7-3	7	24-13-0	4-5-0	Babcock (W 12-5)	1901	2:17
Apr 06, 2013	UC SANTA BARBARA	w 12-2	5	25-13-0	4-5-0	Pinon (W 9-4)	2080	1:47
Apr 07, 2013	UC SANTA BARBARA	w 9-0	5	26-13-0	4-5-0	Babcock (W 13-5)	1885	1:24
Apr 09, 2013	at New Mexico State-1	L 2-3	7	26-14-0	4-5-0	Pinon (L 9-5)	-	2:07
Apr 09, 2013	at New Mexico State-2	w 8-1	7	27-14-0	4-5-0	Babcock (W 14-5)	509	2:10
* Apr 12, 2013	at #6 Oregon	L 3-5	7	27-15-0	4-6-0	Babcock (L 14-6)	590	2:05
* Apr 13, 2013	at #6 Oregon	L 0-8	5	27-16-0	4-7-0	Bowling (L 4-5)	630	1:42
* Apr 14, 2013	at #6 Oregon	L 0-9	5	27-17-0	4-8-0	Pinon (L 9-6)	341	1:30
* Apr 18, 2013	#18 UCLA	w 8-6	(10)	28-17-0	5-8-0	Babcock (W 15-6)	2009	3:25
* Apr 19, 2013	#18 UCLA	L 3-13	7	28-18-0	5-9-0	Pinon (L 9-7)	2152	2:44
* Apr 20, 2013	#18 UCLA	L 1-9	6	28-19-0	5-10-0	Babcock (L 15-7)	2627	2:01
* Apr 26, 2013	at Oregon State	L 1-2	7	28-20-0	5-11-0	Babcock (L 15-8)	216	2:12
* Apr 27, 2013	at Oregon State	L 1-2	7	28-21-0	5-12-0	Pinon (L 9-8)	461	2:13
* Apr 28, 2013	at Oregon State	L 1-2	(8)	28-22-0	5-13-0	Babcock (L 15-9)	407	2:49
* May 03, 2013	#3 ARIZONA STATE	w 10-9	7	29-22-0	6-13-0	Babcock (W 16-9)	2407	2:35
* May 04, 2013	#3 ARIZONA STATE	w 6-4	7	30-22-0	7-13-0	Pinon (W 10-8)	2732	2:30
* May 05, 2013	#3 ARIZONA STATE	L 6-7	7	30-23-0	7-14-0	Babcock (L 16-10)	2549	2:28
* May 09, 2013	at #13 Stanford	w 5-3	7	31-23-0	8-14-0	Pinon (W 11-8)	347	2:19
* May 10, 2013	at #13 Stanford	L 0-2	7	31-24-0	8-15-0	Bowling (L 4-6)	861	1:57
* May 11, 2013	at #13 Stanford	w 4-3	(9)	32-24-0	9-15-0	Pinon (W 12-8)	613	2:46
May 17, 2013	vs #18 Baylor	L 0-7	7	32-25-0	9-15-0	Babcock (L 16-11)	0	2:16
May 18, 2013	vs Penn	w 3-2	(8)	33-25-0	9-15-0	Pinon (W 13-8)	0	2:26
May 18, 2013	vs #18 Baylor	L 4-8	7	33-26-0	9-15-0	Babcock (L 16-12)	1392	2:32

* = Conference game

() extra inning game

2013 Arizona Softball
Overall Statistics for Arizona (as of Jun 04, 2013)
(All games Sorted by Batting avg)

Record: 33-26 Home: 20-7 Away: 5-9 Neutral: 8-10 Pac-12: 9-15

Player	avg	gp-gs	ab	r	h	2b	3b	hr	rbi	tb	slg%	bb	hp	so	gdp	ob%	sf	sh	sb-att	po	a	e	fld%
5 Wilson, Hallie	.372	59-59	188	38	70	12	1	7	24	105	.559	34	4	23	2	.476	1	1	4-6	258	9	5	.982
77 Goodacre, Chelsea	.348	59-59	184	40	64	8	0	17	58	123	.668	16	3	25	3	.405	2	2	1-1	294	16	3	.990
3 Suitos, Chelsea	.319	59-58	182	48	58	0	0	0	14	58	.319	21	4	34	0	.401	0	12	13-13	82	51	9	.937
24 Rodriguez, Kelsey	.317	58-58	164	28	52	9	1	3	28	72	.439	20	1	18	1	.384	5	10	2-2	137	7	2	.986
7 Lavine, Alex	.297	55-54	138	14	41	6	0	0	10	47	.341	4	1	20	0	.322	0	2	6-8	76	6	1	.988
55 Perez, Mandie	.292	57-55	144	23	42	8	0	5	27	65	.451	19	3	19	0	.383	1	1	1-2	67	6	6	.924
9 Young, Lauren	.270	59-59	163	28	44	6	0	12	36	86	.528	23	2	35	3	.363	2	3	0-0	65	121	11	.944
4 Del Ponte, Brigitte	.241	59-59	170	28	41	7	1	6	34	68	.400	29	4	20	1	.357	4	1	7-9	107	109	11	.952
32 Pinon, Estela	.200	31-24	60	10	12	1	1	2	11	21	.350	11	0	19	1	.324	0	0	0-0	2	12	1	.933
18 Rodriguez, Courtney	.127	49-36	63	10	8	1	0	0	3	9	.143	2	0	20	0	.154	0	4	1-2	32	3	4	.897

6 Bowling, Nancy	.209	22-18	43	3	9	4	0	0	4	13	.302	5	0	11	0	.292	0	1	0-0	4	16	0	1.000
0 Taylor, Darcy	.136	14-5	22	0	3	1	0	0	4	4	.182	2	0	6	0	.208	0	0	0-0	30	0	0	1.000
28 Sandstedt, Gabbie	.083	16-9	24	4	2	0	0	0	1	2	.083	5	1	13	0	.267	0	0	0-0	6	0	0	1.000
12 Babcock, Shelby	.000	3-3	0	0	0	0	0	0	0	0	.000	0	0	0	0	.000	0	0	0-0	7	34	2	.953
Totals	.289	59	1545	274	446	63	4	52	254	673	.436	191	23	263	11	.372	15	37	35-43	1167	390	55	.966
Opponents	.258	59	1532	257	396	79	9	71	236	706	.461	221	24	334	4	.359	11	28	37-49	1142	445	64	.961

LOB - Team (395), Opp (392). DPs turned - Team (14), Opp (18). IBB - Team (4), Del Ponte 2, Wilson 1, Goodacre 1, Opp (5).
Picked off - Young 2.

(All games Sorted by Earned run avg)

Player	era	w-l	app	gs	cg	sho	sv	ip	h	r	er	bb	so	2b	3b	hr	b/avg	wp	hp	bk	sfa	sha
32 Pinon, Estela	3.53	13-8	33	16	8	0/0	0	125.0	111	73	63	62	102	24	2	27	.233	7	11	0	4	6
12 Babcock, Shelby	3.88	16-12	36	25	13	1/1	1	171.1	189	121	95	100	132	38	1	24	.272	8	8	3	4	15
6 Bowling, Nancy	4.46	4-6	30	18	2	1/1	1	92.2	96	63	59	59	100	17	6	20	.267	8	5	2	3	7
Totals	3.90	33-26	59	59	23	3/1	2	389.0	396	257	217	221	334	79	9	71	.258	23	24	5	11	28
Opponents	4.05	26-33	59	59	32	8/0	1	380.2	446	274	220	191	263	63	4	52	.289	9	23	1	15	37

PB - Team (12), Goodacre 11, Rodriguez, K 1, Opp (6). Pickoffs - Team (0), Opp (2). SBA/ATT - Goodacre (28-38), Babcock (19-23), Pinon (8-14), Bowling (10-12), Rodriguez, K (9-11).

2013 Arizona Softball
Conference statistics for Arizona (as of Jun 04, 2013)
(Pac-12 games only Sorted by Batting avg)

Record: 9-15 Home: 5-7 Away: 4-8 Pac-12: 9-15

Player	avg	gp-gs	ab	r	h	2b	3b	hr	rbi	tb	slg%	bb	hp	so	gdp	ob%	sf	sh	sb-att	po	a	e	fld%
5 Wilson, Hallie	.354	24-24	82	12	29	4	0	4	12	45	.549	15	1	10	1	.459	0	0	0-1	110	5	2	.983
7 Lavine, Alex	.300	24-24	70	10	21	3	0	0	4	24	.343	4	1	9	0	.347	0	0	1-2	29	2	1	.969
24 Rodriguez, Kelsey	.292	24-24	72	11	21	5	0	1	11	29	.403	5	1	10	0	.338	2	7	0-0	60	4	2	.970
3 Suitsos, Chelsea	.288	24-23	80	15	23	0	0	0	5	23	.288	5	2	19	0	.345	0	3	2-2	37	21	5	.921
55 Perez, Mandie	.274	24-24	62	8	17	5	0	2	9	28	.452	13	0	9	0	.395	1	1	1-2	30	0	4	.882
77 Goodacre, Chelsea	.259	24-24	81	10	21	3	0	6	19	42	.519	5	2	13	2	.315	1	0	0-0	132	10	1	.993
9 Young, Lauren	.235	24-24	68	8	16	2	0	2	9	24	.353	13	1	11	1	.361	1	1	0-0	31	50	1	.988
4 Del Ponte, Brigitte	.200	24-24	70	8	14	1	0	1	7	18	.257	10	2	13	1	.313	1	1	3-3	44	49	7	.930
18 Rodriguez, Courtney	.088	20-17	34	3	3	0	0	0	1	3	.088	1	0	13	0	.114	0	2	1-1	17	2	2	.905

6 Bowling, Nancy	.143	5-3	7	0	1	0	0	0	0	1	.143	1	0	3	0	.250	0	0	0-0	2	7	0	1.000
32 Pinon, Estela	.067	8-4	15	0	1	0	1	0	3	3	.200	1	0	4	0	.125	0	0	0-0	1	5	1	.857
28 Sandstedt, Gabbie	.000	9-6	14	1	0	0	0	0	0	0	.000	4	0	8	0	.222	0	0	0-0	1	0	0	1.000
0 Taylor, Darcy	.000	2-0	1	0	0	0	0	0	0	0	.000	1	0	1	0	.500	0	0	0-0	0	0	0	.000
Totals	.255	24	656	86	167	23	1	16	80	240	.366	78	10	123	5	.340	6	15	8-11	497	173	28	.960
Opponents	.280	24	676	134	189	39	6	37	123	351	.519	103	14	133	3	.383	6	10	14-20	508	202	25	.966

LOB - Team (171), Opp (178). DPs turned - Team (7), Opp (9). IBB - Team (3), Wilson 1, Del Ponte 1, Goodacre 1, Opp (5).
Picked off - Young 2.

(Pac-12 games only Sorted by Earned run avg)

Player	era	w-l	app	gs	cg	sho	sv	ip	h	r	er	bb	so	2b	3b	hr	b/avg	wp	hp	bk	sfa	sha
32 Pinon, Estela	3.50	4-5	14	5	2	0/0	0	42.0	34	25	21	22	26	5	2	11	.210	3	6	0	1	0
12 Babcock, Shelby	4.75	5-7	16	11	6	0/0	0	84.0	104	74	57	50	63	24	1	16	.295	2	5	1	2	6
6 Bowling, Nancy	5.47	0-3	12	8	0	0/0	0	39.2	51	35	31	31	44	10	3	10	.317	6	3	2	3	4
Totals	4.61	9-15	24	24	8	0/0	0	165.2	189	134	109	103	133	39	6	37	.280	11	14	3	6	10
Opponents	2.85	15-9	24	24	16	3/0	1	169.1	167	86	69	78	123	23	1	16	.255	2	10	0	6	15

PB - Team (5), Goodacre 4, Rodriguez, K 1, Opp (2). Pickoffs - Team (0), Opp (2). SBA/ATT - Goodacre (10-16), Babcock (10-11), Pinon (2-5), Bowling (2-4), Rodriguez, K (4-4).

**2013 Arizona Softball
Games Summary for Arizona (as of Jun 04, 2013)
(All games)**

Score by innings	1	2	3	4	5	6	7	8	9	EX	Total
Arizona	55	33	62	42	33	33	9	2	1	4	274
Opponents	39	32	46	38	44	37	18	2	0	1	257

Record when ...

Overall	33-26	After 4 leading	21-2
Conference	9-15 trailing	8-17
Non-Conference	24-11 tied	4-7
Home games	20-7	After 5 leading	14-3
Away games	5-9 trailing	7-19
Neutral site	8-10 tied	4-2
Day games	16-17	After 6 leading	19-1
Night games	17-9 trailing	2-19
vs Left starter	4-5 tied	4-2
vs Right starter	29-21		
1-Run games	9-6	Hit 0 home runs	8-18
2-Run games	7-2	... 1 home run	12-8
5+Run games	11-12	... 2+ home runs	13-0
Extra innings	4-1		
Shutouts	3-8	Opponent 0 home runs	12-6
	 1 home run	18-7
Scoring 0-2 runs	2-19 2+ HRs	3-13
..... 3-5 runs	10-6		
..... 6-9 runs	12-1	Made 0 errors	16-7
..... 10+ runs	9-0	... 1 error	10-11
		... 2+ errors	7-8
Opponent 0-2 runs	13-5		
..... 3-5 runs	18-6	Opp. made 0 errors	8-12
..... 6-9 runs	2-13 1 error	12-10
..... 10+ runs	0-2 2+ errors	13-4
Scored in 1st inning	17-5		
Opp. scored in 1st	12-11	Out-hit opponent	24-8
Scores first	15-9	Out-hit by opponent	6-15
Opp. scores first	18-17	Hits are tied	3-3

Record when team scores:

Runs	0	1	2	3	4	5	6	7	8	9	10+
W-L	0-8	1-8	1-3	2-4	4-2	4-0	5-1	2-0	3-0	2-0	9-0

Record when opponent scores:

Runs	0	1	2	3	4	5	6	7	8	9	10+
W-L	3-0	4-0	6-5	11-2	5-1	2-3	1-2	0-3	0-4	1-4	0-2

Record when leading after:

Inn.	1	2	3	4	5	6
W-L	15-4	18-6	21-3	21-2	14-3	19-1

Record when trailing after:

Inn.	1	2	3	4	5	6
W-L	5-10	8-14	7-16	8-17	7-19	2-19

Record when tied after:

Inn.	1	2	3	4	5	6
W-L	13-12	7-6	5-7	4-7	4-2	4-2

Current losing streak: 1

Longest winning streak: 8

Longest losing streak: 5

Home attendance : 46255 (21 dates avg = 2202)

Away attendance : 11679 (31 dates avg = 376)

Total attendance: 57934 (52 dates avg = 1114)

2014 ARIZONA SOFTBALL MEDIA GUIDE

2013 Arizona Softball Team Game-by-Game for Arizona (as of Jun 04, 2013) Batting (All games)

Date	Opponent	ab	r	h	rbi	2b	3b	hr	bb	ibb	sb	cs	hbp	sac	sf	gdp	k	po	a	e	avg
Feb 08	vs Northwestern	24	4	2	3	0	0	0	4	0	2	0	3	0	0	0	11	21	5	1	.083
Feb 08	vs Bradley	26	1	5	1	2	0	0	2	0	3	0	1	1	0	0	5	18	7	2	.140
Feb 09	vs Cal Poly	34	10	14	9	3	0	2	2	0	2	0	0	0	0	1	3	21	6	1	.250
Feb 09	vs San Diego State	29	3	10	3	0	0	1	1	0	1	0	0	0	0	0	7	21	7	0	.274
Feb 10	vs Florida	26	3	6	3	1	0	1	5	0	0	0	0	0	1	0	5	21	8	2	.266
Feb 15	NEBRASKA	21	1	6	1	1	0	0	2	0	0	1	0	1	0	2	2	21	7	0	.269
Feb 15	DRAKE	22	5	6	5	2	0	0	5	1	1	0	0	1	2	0	4	21	6	3	.269
Feb 16	SOUTHERN UTAH	26	6	10	5	0	0	1	3	0	1	1	0	0	0	0	2	21	11	0	.284
Feb 16	PURDUE	24	5	7	4	2	0	1	3	0	2	0	0	1	0	0	2	21	13	0	.284
Feb 17	UTAH STATE	22	13	10	11	2	0	2	9	0	1	0	0	0	0	0	6	15	3	0	.299
Feb 21	vs Oklahoma	23	0	3	0	0	1	0	2	0	0	1	0	0	0	0	12	18	7	0	.285
Feb 21	vs Long Beach State	26	4	6	3	3	0	0	4	0	0	0	1	2	0	0	7	21	5	1	.281
Feb 22	vs Ohio State	25	0	4	0	0	0	0	6	0	0	0	0	0	0	0	4	21	7	3	.271
Feb 22	vs Loyola Marymount	28	5	11	5	2	0	2	1	0	0	0	1	0	0	0	0	21	8	2	.281
Feb 23	vs LSU	24	0	4	0	1	0	0	2	0	0	0	0	1	0	0	5	21	6	0	.274
Mar 01	UC RIVERSIDE	25	12	14	12	4	0	1	3	0	1	0	0	0	1	0	0	15	4	1	.291
Mar 01	BOSTON	25	6	7	6	0	0	2	7	0	5	0	0	0	0	0	5	21	7	0	.291
Mar 02	BOSTON	26	4	6	3	1	1	0	4	0	1	0	0	2	0	0	3	21	8	1	.287
Mar 02	PORTLAND STATE	24	12	13	11	3	0	1	2	0	1	0	0	2	0	0	1	15	1	1	.300
Mar 03	PORTLAND STATE	25	8	7	8	0	0	1	9	0	2	0	1	0	1	0	1	21	7	0	.299
Mar 07	BOISE STATE	23	9	9	8	2	0	3	5	0	0	1	1	1	0	0	4	21	8	1	.303
Mar 09	BOISE STATE	23	14	12	13	1	0	3	3	0	0	0	0	1	0	0	2	15	3	0	.312
Mar 09	BOISE STATE	26	10	14	9	1	0	6	2	0	0	0	0	0	0	0	3	15	1	1	.322
Mar 14	vs Virginia Tech	24	2	4	2	0	0	1	6	0	2	0	0	1	1	0	5	18	4	0	.316
Mar 14	vs Notre Dame	28	2	7	2	0	0	1	0	0	0	0	0	0	0	0	3	21	10	0	.313
Mar 15	vs Penn State	28	10	13	9	2	1	2	5	0	1	1	0	0	0	0	3	15	6	3	.320
Mar 15	vs Michigan	21	1	4	1	0	0	0	1	0	0	0	0	0	0	2	3	16	5	2	.316
Mar 16	vs Oklahoma	24	0	3	0	0	0	0	1	0	0	0	0	0	0	0	7	21	4	0	.309
*Mar 23	WASHINGTON	28	1	8	1	3	0	1	3	0	0	0	0	0	0	0	5	21	9	1	.308
*Mar 24	WASHINGTON	27	7	10	7	1	0	2	3	0	0	0	0	1	0	0	5	21	7	2	.310
*Mar 25	WASHINGTON	30	3	9	3	1	0	1	3	0	0	0	0	0	0	0	7	21	14	2	.310
*Mar 28	at Utah	31	6	13	6	2	0	0	1	0	1	0	0	1	2	1	1	21	8	1	.314
*Mar 29	at Utah	38	6	11	6	1	1	0	5	1	0	1	0	3	1	1	4	33	10	0	.313
*Mar 30	at Utah	27	4	4	3	1	0	0	1	0	0	0	0	0	0	0	0	18	9	2	.308
*Apr 02	CALIFORNIA	28	2	7	2	2	0	1	1	0	1	0	1	1	0	0	6	21	6	1	.306
*Apr 02	CALIFORNIA	28	1	6	1	1	0	1	2	0	0	0	1	0	0	0	6	21	8	0	.304
*Apr 03	CALIFORNIA	26	7	8	6	0	0	1	2	0	1	0	0	0	1	0	3	21	7	1	.304
Apr 06	UC SANTA BARBARA	27	12	15	12	2	0	2	4	0	0	0	0	2	0	0	2	15	7	0	.310
Apr 07	UC SANTA BARBARA	21	9	10	9	0	0	1	2	0	0	0	1	1	1	0	3	15	5	0	.314
Apr 09	at New Mexico State	29	2	8	2	1	0	0	3	0	1	0	0	0	0	0	1	18	5	0	.313
Apr 09	at New Mexico State	31	8	10	8	2	0	2	3	0	0	0	0	2	0	0	3	21	7	0	.313
*Apr 12	at Oregon	30	3	9	2	3	0	0	1	0	0	0	0	0	0	0	6	18	3	1	.313
*Apr 13	at Oregon	15	0	0	0	0	0	0	1	0	0	0	2	0	0	0	11	12	5	1	.309
*Apr 14	at Oregon	15	0	0	0	0	0	0	0	0	0	0	0	0	0	0	6	12	4	1	.305
*Apr 18	UCLA	39	8	11	8	1	0	1	2	2	1	0	2	2	1	0	13	30	10	2	.304
*Apr 19	UCLA	26	3	6	3	1	0	1	4	0	0	0	0	1	0	0	8	21	3	1	.302
*Apr 20	UCLA	23	1	5	1	0	0	0	1	0	0	0	0	0	0	0	5	18	5	2	.301
*Apr 26	at Oregon State	24	1	5	1	0	0	0	5	0	1	0	1	2	0	0	5	18	8	1	.299
*Apr 27	at Oregon State	24	1	4	1	0	0	0	6	0	2	0	0	1	1	0	1	18	4	1	.296
*Apr 28	at Oregon State	28	1	7	1	1	0	0	9	0	0	1	1	1	0	1	5	23	7	1	.295
*May 03	ARIZONA STATE	33	10	12	9	1	0	2	4	0	0	0	0	0	0	0	5	21	9	0	.297
*May 04	ARIZONA STATE	23	6	5	4	2	0	1	5	0	0	0	1	0	0	1	4	21	8	3	.296
*May 05	ARIZONA STATE	28	6	9	6	2	0	1	6	0	0	0	1	1	0	1	5	21	5	2	.296
*May 09	at Stanford	28	5	7	5	0	0	2	1	0	0	0	0	0	0	0	3	21	7	2	.295
*May 10	at Stanford	26	0	5	0	0	0	0	2	0	0	0	0	0	0	0	6	18	9	0	.293
*May 11	at Stanford	31	4	6	4	0	0	1	10	0	1	1	0	1	0	0	3	27	8	0	.291
May 17	vs Baylor	27	0	6	0	0	0	0	0	0	0	0	2	0	0	0	7	18	2	1	.290
May 18	vs Penn	27	3	7	3	0	0	0	0	0	0	0	2	2	1	1	1	24	6	0	.289
May 18	vs Baylor	25	4	6	3	2	0	0	2	0	0	0	0	1	1	0	8	21	11	1	.289
Totals		1545	274	446	254	63	4	52	191	4	35	8	23	37	15	11	263	1167	390	55	.289

2014 ARIZONA SOFTBALL MEDIA GUIDE

2013 Arizona Softball Team Game-by-Game for Arizona (as of Jun 04, 2013) Pitching (All games)

Date	Opponent	ip	h	r	er	bb	so	2b	3b	hr	wp	bk	hbp	dp	ibb	score	w-l	sv	era
Feb 08	vs Northwestern	7.0	5	3	2	1	9	1	0	1	0	0	0	0	0	4-3	1-0	0	2.00
Feb 08	vs Bradley	6.0	3	2	2	5	8	1	0	0	1	0	0	0	0	1-2	1-1	0	2.15
Feb 09	vs Cal Poly	7.0	4	3	2	5	9	1	0	1	0	0	1	0	0	10-3	2-1	0	2.10
Feb 09	vs San Diego State	7.0	8	2	2	2	4	2	0	1	0	0	0	0	0	3-2	3-1	0	2.07
Feb 10	vs Florida	7.0	9	14	10	10	7	2	0	4	0	1	2	0	0	3-14	3-2	0	3.71
Feb 15	NEBRASKA	7.0	4	0	0	2	5	0	0	0	0	0	0	0	0	1-0	4-2	0	3.07
Feb 15	DRAKE	7.0	7	3	2	1	5	1	0	1	0	0	0	0	0	5-3	5-2	0	2.92
Feb 16	SOUTHERN UTAH	7.0	4	3	3	1	3	1	0	1	0	0	0	1	0	6-3	6-2	0	2.93
Feb 16	PURDUE	7.0	9	4	4	2	3	1	0	1	1	0	1	0	0	5-4	7-2	0	3.05
Feb 17	UTAH STATE	5.0	4	1	1	2	9	2	0	0	0	0	0	0	0	13-1	8-2	0	2.93
Feb 21	vs Oklahoma	6.0	7	5	5	9	4	2	0	3	1	0	0	0	0	0-5	8-3	0	3.16
Feb 21	vs Long Beach State	7.0	7	3	3	3	6	1	0	1	0	0	0	0	0	4-3	9-3	0	3.15
Feb 22	vs Ohio State	7.0	6	6	4	3	9	1	1	1	2	0	0	0	0	0-6	9-4	0	3.22
Feb 22	vs Loyola Marymount	7.0	3	3	2	5	9	1	0	0	0	0	0	0	0	5-3	10-4	1	3.13
Feb 23	vs LSU	7.0	3	3	3	3	8	1	0	1	0	0	0	0	0	0-3	10-5	1	3.12
Mar 01	UC RIVERSIDE	5.0	4	2	2	0	4	1	0	1	1	0	0	0	0	12-2	11-5	1	3.10
Mar 01	BOSTON	7.0	6	3	3	1	8	1	0	1	0	0	1	0	0	6-3	12-5	2	3.10
Mar 02	BOSTON	7.0	3	1	1	1	8	2	0	0	1	0	0	0	0	4-1	13-5	2	2.97
Mar 02	PORTLAND STATE	5.0	6	3	2	0	5	0	0	0	0	0	0	1	0	12-3	14-5	2	2.97
Mar 03	PORTLAND STATE	7.0	6	1	1	4	2	1	0	0	0	0	0	0	0	8-1	15-5	2	2.86
Mar 07	BOISE STATE	7.0	8	5	4	3	4	0	0	1	1	0	0	1	0	9-5	16-5	2	2.92
Mar 09	BOISE STATE	5.0	8	4	4	2	5	3	0	3	0	0	1	0	0	14-4	17-5	2	3.01
Mar 09	BOISE STATE	5.0	4	2	2	2	8	1	0	0	0	0	0	0	0	10-2	18-5	2	3.01
Mar 14	vs Virginia Tech	6.0	11	9	9	5	6	1	0	3	1	1	0	0	0	2-9	18-6	2	3.30
Mar 14	vs Notre Dame	7.0	5	0	0	4	3	0	0	0	0	0	0	0	0	2-0	19-6	2	3.15
Mar 15	vs Penn State	5.0	5	2	2	1	5	1	0	1	0	0	0	0	0	10-2	20-6	2	3.14
Mar 15	vs Michigan	5.1	9	9	6	4	2	1	2	1	1	0	0	0	0	1-9	20-7	2	3.29
Mar 16	vs Oklahoma	7.0	7	4	4	6	11	1	0	2	0	0	1	0	0	0-4	20-8	2	3.32
Mar 23	WASHINGTON	7.0	8	7	7	9	6	2	1	2	0	0	0	0	0	1-7	20-9	2	3.46
Mar 24	WASHINGTON	7.0	10	4	3	4	2	0	0	1	0	1	0	2	0	7-4	21-9	2	3.44
Mar 25	WASHINGTON	7.0	9	8	7	5	3	2	0	3	1	0	0	0	0	3-8	21-10	2	3.56
Mar 28	at Utah	7.0	11	4	4	2	6	2	1	1	0	2	0	0	0	6-4	22-10	2	3.58
Mar 29	at Utah	11.0	7	5	5	5	2	1	1	1	1	0	3	0	0	6-5	23-10	2	3.56
Mar 30	at Utah	6.0	8	8	5	3	5	3	1	1	0	0	0	0	0	4-8	23-11	2	3.62
Apr 02	CALIFORNIA	7.0	10	6	5	0	4	2	0	4	0	0	0	2	0	2-6	23-12	2	3.66
Apr 02	CALIFORNIA	7.0	5	5	5	4	6	0	1	2	0	0	0	0	0	1-5	23-13	2	3.70
Apr 03	CALIFORNIA	7.0	8	3	1	5	9	1	0	0	3	0	0	0	0	7-3	24-13	2	3.62
Apr 06	UC SANTA BARBARA	5.0	6	2	2	1	2	0	0	1	0	0	1	0	0	12-2	25-13	2	3.61
Apr 07	UC SANTA BARBARA	5.0	3	0	0	1	5	3	0	0	0	0	0	1	0	9-0	26-13	2	3.54
Apr 09	at New Mexico State	6.0	6	3	3	5	5	2	0	1	0	0	0	0	0	2-3	26-14	2	3.54
Apr 09	at New Mexico State	7.0	6	1	1	4	7	0	0	1	0	0	1	0	0	8-1	27-14	2	3.47
Apr 12	at Oregon	6.0	7	5	5	3	5	3	0	2	0	0	0	0	0	3-5	27-15	2	3.52
Apr 13	at Oregon	4.0	10	8	7	4	4	2	0	1	1	0	2	0	0	0-8	27-16	2	3.65
Apr 14	at Oregon	4.0	7	9	8	5	1	2	0	3	0	0	0	0	0	0-9	27-17	2	3.79
Apr 18	UCLA	10.0	8	6	1	5	10	2	0	2	0	0	0	1	1	8-6	28-17	2	3.69
Apr 19	UCLA	7.0	16	13	11	6	7	2	0	7	1	0	0	0	0	3-13	28-18	2	3.86
Apr 20	UCLA	6.0	8	9	6	5	8	1	0	2	0	0	1	0	0	1-9	28-19	2	3.92
Apr 26	at Oregon State	6.0	6	2	1	3	5	4	0	0	0	0	1	0	0	1-2	28-20	2	3.87
Apr 27	at Oregon State	6.0	3	2	1	7	10	0	0	0	1	0	1	0	0	1-2	28-21	2	3.82
Apr 28	at Oregon State	7.2	3	2	1	3	6	1	0	0	0	0	2	0	1	1-2	28-22	2	3.75
May 03	ARIZONA STATE	7.0	10	9	9	7	2	0	0	2	0	0	0	1	0	10-9	29-22	2	3.86
May 04	ARIZONA STATE	7.0	5	4	4	1	6	1	0	1	0	0	0	0	0	6-4	30-22	2	3.86
May 05	ARIZONA STATE	7.0	10	7	6	3	5	4	0	0	0	0	1	0	0	6-7	30-23	2	3.90
May 09	at Stanford	7.0	8	3	2	4	10	3	0	0	0	0	2	0	0	5-3	31-23	2	3.87
May 10	at Stanford	6.0	4	2	2	6	4	0	0	2	3	0	0	1	1	0-2	31-24	2	3.84
May 11	at Stanford	9.0	8	3	3	4	7	1	1	0	0	0	1	0	2	4-3	32-24	2	3.80
May 17	vs Baylor	6.0	6	7	7	6	5	1	0	1	1	0	1	1	0	0-7	32-25	2	3.87
May 18	vs Penn	8.0	4	2	2	5	4	0	0	1	0	0	0	2	0	3-2	33-25	2	3.83
May 18	vs Baylor	7.0	11	8	8	9	4	3	0	0	1	0	0	0	0	4-8	33-26	2	3.90
Totals		389.0	396	257	217	221	334	79	9	71	23	5	24	14	5	274-257	33-26	2	3.90

2014 ARIZONA SOFTBALL MEDIA GUIDE

Year	Record	Conference	Coach	Postseason
1974	(11-3)	-	Judy Spray	7th (AIAW CWS)
1975	(13-8)	-	Judy Spray	8th (AIAW CWS)
1976	(21-7)	-	Judy Spray	
1977	(22-14)	6-2	Ginny Parrish	2nd (AIAW CWS)
1978	(16-11)	3-6	Ginny Parrish	
1979	(44-15)	15-3 (1st)	Ginny Parrish	13th (AIAW CWS)
1980	(23-23)	2-14 (5th)	Rocky LaRose	
1981	(24-20)	5-11	Paula Noel	
1982	14-17	6-14 (4th-tie)	Paula Noel	
1983	20-24	7-12	Paula Noel	
1984	28-16	5-5 (4th)	Paula Noel	
1985	17-16	5-7 (5th)	Paula Noel	
1986	27-13-1	5-6-1 (3rd)	Mike Candrea	
1987	42-18	6-4 (3rd-tie)	Mike Candrea	NCAA Regional (tied ninth)
1988	54-18	15-5 (2nd)	Mike Candrea	tied 3rd (WCWS)
1989	48-19	11-9 (3rd)	Mike Candrea	tied 3rd (WCWS)
1990	49-17	12-6 (2nd)	Mike Candrea	tied 7th (WCWS)
1991	56-16	11-9 (4th)	Mike Candrea	NCAA Champions (WCWS)
1992	58-7	16-2 (1st)	Mike Candrea	NCAA Runner-up (WCWS)
1993	44-8	15-3 (2nd)	Mike Candrea	NCAA Champions (WCWS)
1994	64-3	23-1 (1st)	Mike Candrea	NCAA Champions (WCWS)
1995	66-6	24-4 (1st)	Mike Candrea	NCAA Runner-up (WCWS)
1996	58-9	23-5 (2nd)	Mike Candrea	NCAA Champions (WCWS)
1997	61-5	26-1 (1st)	Mike Candrea	NCAA Champions (WCWS)
1998	67-4	27-1 (1st)	Mike Candrea	NCAA Runner-up (WCWS)
1999	53-16	19-9 (2nd)	Mike Candrea	tied 5th (WCWS)
2000	59-9	16-4 (2nd)	Mike Candrea	tied 3rd (WCWS)
2001	65-4	19-2 (1st)	Mike Candrea	NCAA Champions (WCWS)
2002	55-12	15-6 (2nd)	Mike Candrea	NCAA Runner-up (WCWS)
2003	56-7	19-2 (1st)	Mike Candrea	tied 3rd (WCWS)
2004	55-6	17-3 (1st)	(Larry Ray)	NCAA Regional
2005	45-12	13-8 (1st)	Mike Candrea	tied 5th (WCWS)
2006	54-11	15-6 (2nd)	Mike Candrea	NCAA Champions (WCWS)
2007	50-14-1	15-5-1 (1st)	Mike Candrea	NCAA Champions (WCWS)
2008	41-19	13-8 (3rd)	(Larry Ray)	tied 7th (WCWS)
2009	46-17	13-7 (3rd)	Mike Candrea	tied 5th (WCWS)
2010	52-14	13-8 (3rd)	Mike Candrea	NCAA Runner-up (WCWS)
2011	43-18	11-10 (3rd-tie)	Mike Candrea	NCAA Super Regional
2012	38-19	12-12 (4th-tie)	Mike Candrea	NCAA Super Regional
2013	33-26	9-15 (7th)	Mike Candrea	NCAA Regional

(Softball became an NCAA Division I sport in 1982)

Division I	1,485-394-2 (.790)
All-time	1,692-521-2 (.764)

Conference History, Records

1974-1979	24-11 (.686)	Intermountain Conference
1980-1985	30-63 (.323)	Western Collegiate Athletic Association
1986	5-6-1 (.458)	Pacific-West Conference
1987-2011	407-128-1 (.760)	Pacific-10 Conference
2012	21-27 (.438)	Pacific-12 Conference

2014 ARIZONA SOFTBALL MEDIA GUIDE

1982 (14-17, 6-14 Western Collegiate Athletic Association)

Date	Opponent	Result	Score (Innings)
2/20/1982	Northern Arizona	W	1-0
3/10/1982	Northern Arizona	W	2-0
N/A	Northern Arizona	L	3-4
N/A	UCLA	L	0-2 (14)
N/A	UCLA	L	0-5
N/A	San Diego State	W	2-0
N/A	San Diego State	L	0-1
N/A	Long Beach State	W	7-4 (11)
N/A	Long Beach State	L	1-2 (9)
N/A	Cal State Fullerton	L	0-3
N/A	Cal State Fullerton	L	4-5 (9)
N/A	Fresno State	W	1-0 (12)
N/A	U.S. International	L	9-10
N/A	UNLV	W	4-3 (8)
N/A	UC Santa Barbara	W	1-0
N/A	Arizona State	W	1-0
N/A	Texas A&M	L	0-2
N/A	San Diego State	W	6-4
N/A	San Diego State	L	0-1
N/A	Long Beach State	W	7-0
N/A	Long Beach State	W	1-0
N/A	Nevada	W	4-0
N/A	Cal State Northridge	L	2-7
N/A	Oregon State	W	3-0
N/A	California	L	0-2
N/A	Arizona State	L	1-3
N/A	Arizona State	L	0-2
N/A	Cal State Fullerton	L	1-3
N/A	Cal State Fullerton	L	0-5
N/A	UCLA	W	2-1
N/A	UCLA	L	0-1
N/A	UC Santa Barbara	W	1-0
N/A	UC Santa Barbara	L	0-1 (9)
N/A	Arizona State	L	0-3
N/A	Arizona State	L	1-2

1983 (20-24, 7-12 Western Collegiate Athletic Association)

Date	Opponent	Result	Score (Innings)
N/A	Northern Arizona	W	5-2
N/A	Arizona State	W	2-1
N/A	Arizona State	L	1-2
N/A	San Diego State	W	1-0 (10)
N/A	San Diego State	W	2-0
N/A	Cal State Fullerton	L	0-3
N/A	Cal State Fullerton	L	2-6
N/A	Northern Illinois	W	3-0
N/A	Nebraska	W	5-0
N/A	Indiana	L	1-6
N/A	Louisiana Tech	L	0-3
N/A	Southern Illinois	W	1-0
N/A	Oklahoma	L	1-2
N/A	Baylor	W	6-0
N/A	Kansas State	W	8-0
N/A	South Carolina	W	4-8
N/A	UC Santa Barbara	W	3-0
N/A	Texas A&M	L	0-1 (12)
N/A	New Mexico State	L	0-1
N/A	San Diego State	W	1-0
N/A	San Diego State	L	0-2
N/A	UCLA	L	0-4
N/A	UCLA	L	0-5
N/A	Arizona State	L	0-5
N/A	Arizona State	L	2-0
N/A	Northern Arizona	W	2-1
N/A	Northern Arizona	W	4-2
N/A	Utah	L	2-8
N/A	Utah	L	0-7
N/A	Weber State	L	0-2
N/A	Weber State	L	1-4
N/A	Utah State	W	2-0
N/A	Utah State	L	0-3
N/A	Long Beach State	W	8-0
N/A	Long Beach State	W	2-1 (21)
N/A	Cal State Fullerton	L	0-1
N/A	Cal State Fullerton	L	1-6
N/A	Northern Arizona	W	3-1
N/A	Northern Arizona	W	3-0
N/A	Long Beach State	L	0-3
N/A	UCLA	L	0-1
N/A	UCLA	L	0-1 (8)
N/A	Arizona State	W	3-0
N/A	Arizona State	L	1-2

1984 (28-16, 5-5 Western Collegiate Athletic Association)

Date	Opponent	Result	Score (Innings)
2/23/1984	Arizona State	W	1-0
2/23/1984	Arizona State	L	0-3
2/29/1984	Oregon State	W	7-0
2/29/1984	Oregon State	W	6-1

3/5/1984	Pacific	W	4-3
3/5/1984	Pacific	L	1-2
3/6/1984	UC Santa Barbara	W	5-0
3/6/1984	UC Santa Barbara	W	4-2
3/9/1984	Utah	W	2-1
3/9/1984	Utah	W	4-0
3/12/1984	Indiana ¹	L	0-1
3/13/1984	Iowa ¹	W	4-0
3/13/1984	Indiana ¹	W	1-0
3/14/1984	Missouri ¹	L	0-1
3/14/1984	Northern Iowa ¹	W	1-0 (11)
3/15/1984	Texas Tech ¹	L	2-3
3/16/1984	Central Michigan ¹	W	9-1
3/16/1984	Kansas State ¹	L	2-3
3/22/1984	Minnesota (Fullerton)	W	3-0
3/22/1984	Minnesota (Fullerton)	L	1-2
3/23/1984	UC Santa Barbara ²	W	3-1
3/23/1984	U.S. International ²	L	2-4
3/24/1984	Oklahoma ²	W	2-1
3/24/1984	Utah ²	L	0-3
3/30/1984	@ UCLA	L	0-1 (10)
3/30/1984	@ UCLA	L	0-1
3/31/1984	@ Long Beach State	W	5-0
3/31/1984	@ Long Beach State	L	0-1
4/5/1984	Fresno State ³	W	2-0
4/5/1984	San Diego State ³	W	2-1
4/6/1984	Nevada ³	L	1-3
4/6/1984	Oregon ³	W	9-0
4/7/1984	San Francisco ³	W	5-2
4/7/1984	@ Pacific ³	W	2-0
4/8/1984	Oregon State ³	L	0-6
4/8/1984	California ³	W	4-0
4/11/1984	@ Arizona State	L	0-2
4/14/1984	Northern Arizona	W	5-4
4/14/1984	Northern Arizona	W	9-8
4/15/1984	Cal State Fullerton	W	2-1
4/15/1984	Cal State Fullerton	L	0-4
4/17/1984	San Diego State	W	2-0
4/17/1984	San Diego State	W	6-0

1985 (17-16, 5-7 Western Collegiate Athletic Association)

Date	Opponent	Result	Score (Innings)
2/8/1985	Northern Arizona ⁴	W	3-0
2/21/1985	@ Arizona State	L	0-3
2/21/1985	@ Arizona State	L	5-6
2/24/1985	Hawaii	W	2-1
2/24/1985	Hawaii	W	5-4
3/12/1985	Central Michigan ¹	W	4-1
3/12/1985	Creighton ¹	W	4-3
3/14/1985	New Mexico State ¹	W	7-0
3/15/1985	Southern Illinois ¹	W	3-0
3/15/1985	@ Oklahoma ¹	L	0-1
3/16/1985	Arizona State ¹	L	2-3
3/18/1985	Cal Poly Pomona ²	L	0-8
3/19/1985	Utah ²	L	0-1
3/20/1985	Long Beach State ²	W	1-0
3/29/1985	Long Beach State	L	0-1
3/29/1985	Long Beach State	W	3-2
4/4/1985	Arizona State	W	1-0
4/4/1985	Arizona State	W	4-0
4/6/1985	Stanford	W	6-1
4/6/1985	Stanford	W	3-1
4/12/1985	@ San Diego State	L	1-6
4/12/1985	@ San Diego State	L	0-2
4/13/1985	@ Cal State Fullerton	L	0-11
4/13/1985	@ Cal State Fullerton	L	2-8
4/15/1985	Northern Arizona	W	4-2
4/15/1985	Northern Arizona	W	13-1
4/25/1985	Nevada ⁵	W	4-1
4/25/1985	California ⁵	L	0-3
4/26/1985	Utah ⁵	L	0-4
4/26/1985	Northern Arizona ⁵	W	2-0
4/26/1985	Utah State ⁵	L	0-1
5/4/1985	UCLA	L	0-3
5/4/1985	UCLA	L	0-1

1986 (27-13-1, 5-6-1 Pac-West)

Date	Opponent	Result	Score (Innings)
2/26/1986	Oregon State	W	1-0
2/26/1986	Oregon State	W	7-0
3/6/1986	Minnesota ⁶	W	2-1
3/6/1986	Nebraska ⁶	W	6-4
3/7/1986	New Mexico Highlands ⁶	W	5-0
3/7/1986	Utah State ⁶	L	3-4
3/7/1986	Northeast Louisiana ⁶	W	2-0
3/8/1986	Oklahoma ⁶	L	0-1
3/14/1986	Mesa College	W	2-0
3/14/1986	Mesa College	W	8-0
3/18/1986	Colorado State	W	2-1
3/18/1986	Colorado State	W	1-0
3/20/1986	Oregon State ²	W	1-0

3/20/1986	Michigan ²	W	1-0
3/21/1986	Adelphi ²	L	1-2
3/22/1986	Cal State Fullerton ²	L	0-4
3/22/1986	Texas A&M ²	L	0-6
3/23/1986	Arizona State ²	L	2-6
3/25/1986	Utah	W	7-0
3/25/1986	Utah	W	2-1
4/2/1986	Arizona State	L	4-9
4/2/1986	Arizona State	T	0-0
4/5/1986	@ UCLA	W	2-1
4/7/1986	New Mexico State	W	8-0
4/7/1986	New Mexico State	W	7-0
4/15/1986	@ UCLA	W	2-0
4/16/1986	@ Stanford	W	1-0 (9)
4/16/1986	@ Stanford	L	1-2
4/17/1986	Oregon ³	W	6-0
4/18/1986	UC Santa Barbara ³	W	4-0
4/18/1986	Pacific ³	L	1-3
4/19/1986	California ³	W	4-3
4/19/1986	San Francisco ³	W	1-0
4/19/1986	@ Pacific ³	W	1-0
4/20/1986	California ³	W	8-1
4/23/1986	@ Arizona State	L	1-4
4/23/1986	@ Arizona State	L	2-6
5/2/1986	UCLA	L	0-5
5/2/1986	UCLA	L	0-4
5/3/1986	Stanford	W	5-0
5/3/1986	Stanford	W	6-0

1987 (42-18, 6-4 Pac-West)

Date	Opponent	Result	Score (Innings)
2/19/1987	San Francisco ⁷	W	12-1
2/19/1987	New Mexico State ⁷	W	8-0
2/20/1987	Texas - Arlington ⁷	W	13-0
2/20/1987	UC Santa Barbara ⁷	W	4-1
2/20/1987	Cal State Fullerton ⁷	L	1-4
2/21/1987	Nevada ⁷	W	7-1
2/21/1987	Arizona State ⁷	L	3-10
2/28/1987	Cal Poly Pomona (Tempe)	W	3-1
3/4/1987	Nebraska (Las Cruces)	L	0-1
3/5/1987	Western Michigan ⁸	W	3-0
3/5/1987	Wichita State ⁸	W	6-1
3/6/1987	Metro ⁸	W	15-2
3/6/1987	Iowa State ⁸	W	4-3
3/7/1987	Wichita State ⁸	W	8-0
3/7/1987	Central Michigan ⁸	W	2-0
3/7/1987	Fresno State ⁸	W	4-2
3/9/1987	Iowa State	W	3-1
3/9/1987	Iowa State	W	7-0
3/18/1987	@ New Mexico State	W	6-0
3/18/1987	@ New Mexico State	W	1-0
3/19/1987	Louisiana Tech ⁸	W	2-1
3/19/1987	Oklahoma ⁸	W	10-0
3/19/1987	Sam Houston State ⁸	W	6-1
3/20/1987	Penn State ⁸	W	9-0
3/20/1987	Iowa ⁸	W	4-3
3/21/1987	Arizona State ⁸	L	1-4
3/21/1987	Nebraska ⁸	L	2-3
3/24/1987	Oregon	W	8-0
3/24/1987	Oregon	W	4-0
3/26/1987	Utah State ²	L	1-6
3/26/1987	Fresno State ²	W	1-0
3/27/1987	Minnesota ²	W	8-4
3/27/1987	Long Beach State ²	L	0-2
3/28/1987	San Diego State ²	W	3-1
3/28/1987	Texas A&M ²	W	1-0
3/29/1987	Fresno State ²	L	1-2
4/11/1987	Oregon State	W	6-3
4/11/1987	Oregon State	W	9-1
4/15/1987	@ California	L	0-1
4/15/1987	@ California	W	5-0
4/16/1987	San Francisco ³	W	4-0
4/16/1987	Pacific ³	L	0-1
4/17/1987	California ³	W	6-1
4/17/1987	Oregon State ³	W	4-0
4/18/1987	Oregon ³	W	4-1
4/18/1987	Oregon State ³	W	4-1
4/18/1987	Pacific ³	W	4-0
4/24/1987	Texas A&M ⁹	L	3-9
4/25/1987	New Mexico State ⁹	W	10-1
4/25/1987	Florida State ⁹	W	3-2
4/26/1987	New Mexico ⁹	W	6-0
4/26/1987	Florida State ⁹	W	2-1
4/30/1987	@ UCLA	L	0-1
4/30/1987	@ UCLA	W	2-1
5/1/1987	@ Long Beach State	W	3-4
5/1/1987	@ Long Beach State	L	1-2
5/6/1987	@ Arizona State	L	0-2
5/6/1987	@ Arizona State	L	6-7
5/15/1987	@ Arizona State ¹⁰	L	3-5
5/16/1987	@ Arizona State ¹⁰	L	0-5

2014 ARIZONA SOFTBALL MEDIA GUIDE

1988 (54-18, 15-5 Pac-10)

Date	Opponent	Result	Score (Innings)
2/18/1988	California	W	3-2
2/18/1988	California	W	7-0
2/19/1988	Cal State Northridge ¹¹	W	9-1
2/20/1988	Oregon ¹¹	W	6-0
2/20/1988	Cal State Fullerton ¹¹	W	2-1
2/20/1988	Kansas ¹¹	W	3-2
2/21/1988	Bowling Green ¹¹	W	3-0
2/21/1988	Oregon ¹¹	W	6-3
2/21/1988	Cal State Fullerton ¹¹	L	0-1
2/23/1988	U.S. International	W	5-0
2/23/1988	U.S. International	W	3-1
2/25/1988	Minnesota ⁴	W	4-0
2/25/1988	@ Arizona State ⁴	W	3-1
2/26/1988	Cal Poly Pomona ⁴	L	3-4
2/26/1988	U.S. International ⁴	W	1-0
2/27/1988	Utah State ⁴	W	3-2
3/1/1988	Utah State	L	2-3
3/1/1988	Utah State	L	3-6
3/3/1988	Utah ⁴	W	2-0
3/3/1988	Northeast Louisiana ⁴	L	1-2
3/3/1988	Minnesota ⁴	L	1-3
3/4/1988	Hawaii ⁴	W	2-0
3/4/1988	Fresno State ⁴	W	2-0
3/5/1988	Wichita State ⁴	W	5-0
3/5/1988	Toledo ⁴	W	9-2
3/5/1988	Oklahoma ⁴	W	11-2
3/11/1988	@ Oregon	W	4-0
3/11/1988	@ Oregon	L	0-3
3/12/1988	@ Oregon State	W	1-0
3/12/1988	@ Oregon State	W	2-0
3/15/1988	Arizona State	W	5-1
3/15/1988	Arizona State	W	6-1
3/24/1988	San Francisco ²	W	1-0
3/24/1988	Toledo ²	W	6-0
3/25/1988	Cal Poly Pomona ²	L	1-4
3/25/1988	Long Beach State ²	L	0-7
3/26/1988	Oregon ²	W	6-0
3/26/1988	U.S. International ²	W	7-0
3/27/1988	Fresno State ²	W	3-0
4/2/1988	New Mexico State	W	6-0
4/2/1988	New Mexico State	W	3-1
4/4/1988	UCLA	L	0-1
4/4/1988	UCLA	W	1-0
4/9/1988	@ California	W	3-2
4/9/1988	@ California	L	0-4
4/15/1988	Oregon	W	5-4
4/18/1988	Oregon State	W	4-0
4/18/1988	Oregon State	W	4-0
4/19/1988	@ Arizona State	W	1-0
4/19/1988	@ Arizona State	W	11-1
4/25/1988	@ UCLA	L	0-1
4/25/1988	@ UCLA	L	0-2
4/28/1988	Texas A&M ¹²	W	1-0
4/28/1988	Utah State ¹²	W	1-0
4/29/1988	Southern Utah ¹²	W	1-0
4/29/1988	Utah ¹²	L	0-1
4/30/1988	Utah State ¹²	W	3-1
4/30/1988	Texas A&M ¹²	W	1-0
5/7/1988	@ U.S. International	L	0-1
5/7/1988	@ U.S. International	W	2-1
5/20/1988	Minnesota ¹⁰	W	5-0
5/20/1988	South Carolina ¹⁰	L	0-1
5/21/1988	South Carolina ¹⁰	W	1-0
5/21/1988	South Carolina ¹⁰	W	4-3
5/26/1988	Adelphi ¹⁰	W	1-0
5/27/1988	Cal Poly Pomona ¹³ (San Jose)	W	4-1
5/28/1988	UCLA ¹³ (San Jose)	L	0-5
5/28/1988	Fresno State ¹³ (San Jose)	L	0-4

1989 (48-19, 11-9 Pac-10)

Date	Opponent	Result	Score (Innings)
2/14/1989	Oregon	L	3-5
2/14/1989	Oregon	L	1-2
2/16/1989	Toledo ⁷	L	4-1
2/16/1989	Nebraska ⁷	W	7-0
2/17/1989	Cal State Fullerton ⁷	L	1-3
2/17/1989	U.S. International ⁷	W	4-0
2/17/1989	Northwestern ⁷	W	3-2
2/18/1989	Hawaii ⁷	W	5-0
2/19/1989	Northwestern ⁷	W	3-0
2/19/1989	Long Beach State ⁷	W	4-3
2/19/1989	Oregon ⁷	L	3-5
2/22/1989	Utah State	L	1-2
2/22/1989	Cal Poly Pomona	W	6-2
2/27/1989	Penn State	W	10-3
2/27/1989	Penn State	W	4-0
3/2/1989	Wichita State ⁶	W	5-0
3/2/1989	Nebraska ⁶	W	3-1
3/2/1989	New Mexico ⁶	W	1-0

3/3/1989	Michigan ⁶	W	3-1
3/3/1989	Oklahoma State ⁶	L	0-10
3/3/1989	Nicholls State ⁶	W	8-2
3/4/1989	Northeast Louisiana ⁶	W	11-3
3/11/1989	@ UCLA	L	1-2
3/11/1989	@ UCLA	L	2-6
3/17/1989	Central Michigan ¹³	W	4-0
3/17/1989	San Jose State ¹³	W	4-1
3/17/1989	Kansas ¹³	W	1-0
3/18/1989	Massachusetts ¹³	W	4-0
3/18/1989	Arizona State ¹³	W	1-0
3/19/1989	Michigan ¹³	L	0-1
3/23/1989	U.S. International ²	W	5-4
3/23/1989	Long Beach State ²	W	1-0
3/24/1989	Oklahoma State ²	L	1-2
3/24/1989	Oregon ²	W	3-2
3/26/1989	Cal State Fullerton ²	W	4-1
3/26/1989	Long Beach State ²	W	1-0
3/26/1989	Oklahoma State ²	L	3-4
3/29/1989	@ Arizona State	L	0-1
3/29/1989	@ Arizona State	W	3-0
4/1/1989	Oregon State	W	2-0
4/1/1989	Oregon State	W	3-0
4/14/1989	@ Oregon State	W	9-0
4/14/1989	@ Oregon State	L	0-1
4/15/1989	@ Oregon	L	3-4
4/15/1989	@ Oregon	W	3-0
4/19/1989	Arizona State	L	3-6
4/19/1989	Arizona State	W	4-0
4/22/1989	UCLA	L	2-4
4/22/1989	UCLA	W	2-1
4/23/1989	California	W	1-0
4/23/1989	California	W	3-2
4/27/1989	Colorado State ¹²	W	4-0
4/27/1989	Utah State ¹²	W	4-0
4/28/1989	Utah ¹²	W	5-4
4/28/1989	Ohio State ¹²	W	2-0
4/29/1989	Colorado State ¹²	W	7-1
4/29/1989	Southern Utah ¹²	W	2-0
4/29/1989	Utah ¹²	W	4-3
5/6/1989	@ California	W	3-2
5/6/1989	@ California	W	1-0
5/19/1989	Utah State ¹⁰ (Tempe)	W	8-3
5/19/1989	@ Arizona State ¹⁰	W	3-2
5/20/1989	@ Arizona State ¹⁰	W	4-0
5/25/1989	Fresno State ¹³	W	12-0
5/26/1989	Oklahoma State ¹³ (San Jose)	L	0-4
5/27/1989	Oregon ¹³ (San Jose)	W	4-0
5/27/1989	UCLA ¹³ (San Jose)	L	0-3

1990 (49-17, 12-6 Pac-10)

Date	Opponent	Result	Score (Innings)
2/10/1990	@ U.S. International	W	1-0
2/10/1990	@ U.S. International	L	1-4
2/13/1990	Oregon	W	4-1
2/13/1990	Oregon	W	8-2
2/15/1990	Oklahoma ⁷	W	8-0
2/15/1990	Utah ⁷	W	7-4
2/16/1990	Kansas ⁷	W	4-0
2/16/1990	Cal State Fullerton ⁷	W	1-0
2/17/1990	New Mexico State ⁷	L	0-1
2/17/1990	Toledo ⁷	L	0-2
2/17/1990	Ohio State ⁷	W	3-0
2/18/1990	New Mexico State ⁷	W	4-0
2/18/1990	Oregon ⁷	L	1-2
2/23/1990	Iowa State ⁴	W	2-1
2/23/1990	Creighton ⁴	W	3-0
2/24/1990	Illinois State ⁴	W	3-0
2/24/1990	UC Santa Barbara ⁴	W	3-0
2/25/1990	Cal Poly Pomona ⁴	W	3-1
2/25/1990	Penn State ⁴	L	1-2
2/26/1990	Penn State	W	8-2
2/26/1990	Penn State	W	11-0
3/1/1990	New Mexico ⁶	W	4-3
3/1/1990	Fresno State ⁶	W	6-1
3/2/1990	Colorado State ⁶	W	6-1
3/2/1990	Minnesota ⁶	W	10-2
3/3/1990	Minnesota ⁶	W	7-2
3/3/1990	Arizona State ⁶	W	7-1
3/3/1990	Fresno State ⁶	W	3-2
3/22/1990	Minnesota ⁶	W	5-4
3/22/1990	Cal State Northridge ²	L	0-1
3/23/1990	Toledo ²	W	8-0
3/23/1990	Rutgers ²	W	3-0
3/24/1990	Utah ²	W	1-0
3/25/1990	Cal State Fullerton ²	W	2-0
3/25/1990	Fresno State ²	L	0-1
3/28/1990	@ Arizona State	L	3-5
3/28/1990	@ Arizona State	W	6-3
3/30/1990	Oregon State	W	18-0
3/30/1990	Oregon State	W	6-0

4/3/1990	@ New Mexico State	W	6-0
4/3/1990	@ New Mexico State	W	4-0
4/11/1990	U.S. International	W	5-0
4/11/1990	U.S. International	W	4-0
4/13/1990	@ Oregon State	W	10-0
4/13/1990	@ Oregon State	W	3-0
4/14/1990	@ Oregon	W	3-0
4/14/1990	@ Oregon	W	3-0
4/18/1990	@ UCLA	L	0-5
4/18/1990	@ UCLA	L	0-2
4/21/1990	California	W	2-0
4/21/1990	California	W	9-0
4/25/1990	Arizona State	L	0-1
4/25/1990	Arizona State	L	0-1
4/27/1990	New Mexico ⁹	W	5-0
4/27/1990	New Mexico ⁹	L	1-2
4/28/1990	Utah ⁹	W	2-0
4/28/1990	Utah ⁹	W	5-3
4/29/1990	Louisiana Tech ⁹	W	3-2
4/29/1990	Louisiana Tech ⁹	W	2-0
5/5/1990	UCLA	W	3-2
5/5/1990	UCLA	L	2-3
5/18/1990	Arizona State ¹⁰	L	0-1
5/19/1990	Arizona State ¹⁰	W	1-0
5/19/1990	Arizona State ¹⁰	W	9-5
5/24/1990	Oklahoma State ¹³	L	0-3
5/25/1990	Fresno State ¹³	L	0-1

1991 (56-16, 11-9 Pac-10)

Date	(Ranking) Opponent	Result	Score (Innings)
2/8/1991	Utah State	W	1-0
2/8/1991	Utah State	L	0-2
2/9/1991	Illinois - Chicago	W	7-0
2/9/1991	Illinois - Chicago	W	6-0
2/14/1991	Pacific ⁷	W	8-0 (5)
2/14/1991	Sacramento State ⁷	W	2-0
2/15/1991	Texas - Arlington ⁷	W	3-1
2/15/1991	New Mexico State ⁷	W	8-0 (5)
2/16/1991	(8) California ⁷	W	4-0
2/16/1991	(7) Florida State ⁷	W	8-0 (5)
2/16/1991	(20) Ohio State ⁷	L	0-1 (8)
2/22/1991	(11) Iowa ⁴	W	9-2
2/22/1991	(10) UNLV ⁴	W	1-0
2/23/1991	Illinois State ⁴	W	3-2
2/24/1991	Cal Poly Pomona ⁴	W	5-0
2/24/1991	UC Santa Barbara ⁴	W	8-0 (5)
2/24/1991	Colorado State ⁴	W	4-0
3/1/1991	Michigan ⁵	W	11-0 (6)
3/1/1991	Toledo ⁵	W	4-0
3/1/1991	Wichita State ⁶	W	10-0 (5)
3/2/1991	Colorado State ⁶	W	4-2
3/2/1991	Eastern Michigan ⁶	W	9-2
3/2/1991	(2) Fresno State ⁶	W	2-1
3/2/1991	(5) Oklahoma State ⁶	L	0-1 (8)
3/8/1991	Western New Mexico	W	9-0 (5)
3/8/1991	Western New Mexico	W	8-0 (6)
3/9/1991	Utah	W	3-1
3/9/1991	Utah	W	8-3
3/12/1991	(9) Texas A&M	L	1-2
3/12/1991	(9) Texas A&M	W	5-2 (8)
3/14/1991	North Carolina ⁸	W	3-2 (8)
3/14/1991	Southwest Texas State ⁸	W	13-2 (5)
3/15/1991	Kansas ⁸	W	3-2 (12)
3/21/1991	Cal Poly Pomona ²	W	1-0 (8)
3/22/1991	Colorado State ²	W	2-0
3/22/1991	Akron ²	W	1-0 (9)
3/22/1991	Oregon State ²	W	2-0
3/23/1991	(4) Oklahoma State ²	W	2-1
3/24/1991	(5) UNLV ²	L	0-2
4/4/1991	@ (8) California	L	0-1 (10)
4/4/1991	@ (8) California	W	4-0
4/5/1991	@ Saint Mary's	W	11-0 (5)
4/5/1991	@ Saint Mary's	W	5-0
4/6/1991	@ (1) UCLA	L	0-3
4/6/1991	@ (1) UCLA	L	0-5
4/9/1991	New Mexico State	W	2-0
4/9/1991	New Mexico State	W	7-2
4/12/1991	Oregon State	W	9-2
4/12/1991	Oregon State	W	2-1
4/13/1991	Oregon	W	3-2
4/13/1991	Oregon	W	5-0
4/17/1991	(8) Arizona State	W	3-2 (10)
4/17/1991	(8) Arizona State	L	0-5
4/19/1991	Cal State Northridge	W	5-0
4/19/1991	Cal State Northridge	L	0-1
4/20/1991	(7) California	L	1-3
4/20/1991	(7) California	L	0-1
4/23/1991	@ (8) Arizona State	L	1-2
4/23/1991	@ (8) Arizona State	L	0-3
4/26/1991	Oregon State	W	10-0 (5)
4/26/1991	Oregon State	W	1-0

2014 ARIZONA SOFTBALL MEDIA GUIDE

4/27/1991	Oregon	W	9-0(5)
4/27/1991	Oregon	W	8-2
5/5/1991	(1) UCLA	L	1-2
5/5/1991	(1) UCLA	L	1-0
5/17/1991	@ (4) Arizona State ¹⁰	W	4-2
5/18/1991	@ (4) Arizona State ¹⁰	W	4-0
5/23/1991	(5) UNLV ¹³	W	1-0 (13)
5/24/1991	(1) UCLA ¹³	W	1-0 (9)
5/25/1991	(18) Long Beach State ¹³	W	1-0 (8)
5/25/1991	(2) Fresno State ¹³	L	0-1
5/26/1991	(1) UCLA ¹³	W	5-1

1992 (58-7, 16-2 Pac-10)

Date	Opponent	Result	Score (Innings)
2/8/1992	Western New Mexico	W	2-0
2/8/1992	Western New Mexico	W	8-0
2/9/1992	Illinois - Chicago	W	2-0
2/9/1992	Illinois - Chicago	W	12-0 (5)
2/12/1992	Ohio State	W	1-0
2/14/1992	New Mexico State ²	W	3-0
2/14/1992	Pacific ²	W	2-0
2/14/1992	Cal State Fullerton ⁷	W	6-2
2/15/1992	Minnesota ⁷	W	4-0
2/15/1992	Texas A&M ⁷	W	4-1
2/16/1992	Long Beach State ⁷	W	3-2
2/20/1992	Colorado State	W	1-0 (8)
2/20/1992	Colorado State	W	1-0
2/21/1992	Iowa ⁴	W	6-1
2/22/1992	UNLV ⁴	W	1-0 (8)
2/22/1992	Oklahoma State ⁴	W	4-3
2/23/1992	Northwestern ⁴	W	2-0
3/5/1992	San Diego State ⁶	W	10-0 (5)
3/5/1992	New Mexico ⁶	W	12-0 (6)
3/6/1992	Western Michigan ⁶	W	3-0
3/6/1992	Northwestern ⁶	W	11-0 (5)
3/6/1992	Utah ⁶	W	8-0
3/7/1992	Creighton ⁶	W	8-0 (5)
3/7/1992	New Mexico State ⁶	W	6-2
3/7/1992	Fresno State ⁶	L	1-2
3/10/1992	New Mexico	W	5-0
3/10/1992	New Mexico	W	5-3
3/13/1992	Arizona State	W	1-0
3/13/1992	Arizona State	W	1-0
3/26/1992	Minnesota ²	W	4-0
3/26/1992	Oklahoma State	L	0-1
3/27/1992	Cal Poly Pomona	W	1-0
3/28/1992	Florida State	W	2-0
3/28/1992	UNLV	W	1-0
3/29/1992	Cal Poly Pomona	W	2-1
3/29/1992	Cal State Fullerton	L	1-2
4/4/1992	California	W	3-1
4/4/1992	California	W	2-1 (13)
4/5/1992	New Mexico State	W	5-1
4/5/1992	New Mexico State	W	3-1
4/7/1992	@ UCLA	W	1-0
4/7/1992	@ UCLA	L	0-1
4/8/1992	@ Cal State Northridge	W	6-1
4/8/1992	@ Cal State Northridge	W	2-1
4/11/1992	Oregon State	W	8-0
4/11/1992	Oregon State	W	10-0 (6)
4/12/1992	Oregon	W	6-0
4/12/1992	Oregon	W	3-2
4/17/1992	Southern Utah (Salt Lake City)	W	11-0 (5)
4/17/1992	Southern Utah (Salt Lake City)	W	13-0 (6)
4/22/1992	@ Arizona State	W	6-0
4/22/1992	@ Arizona State	W	4-1
4/24/1992	@ Oregon State	W	3-0
4/24/1992	@ Oregon State	W	6-0
4/25/1992	@ Oregon	W	6-0
4/25/1992	@ Oregon	W	1-0
5/2/1992	UCLA	L	0-1
5/9/1992	UCLA	W	7-0
5/16/1992	Michigan ¹⁰	W	1-0
5/17/1992	Michigan ¹⁰	W	8-0
5/22/1992	Long Beach State ¹³	L	0-1
5/23/1992	Kansas ¹³	W	1-0 (17)
5/23/1992	California ¹³	W	2-1
5/24/1992	Fresno State ¹³	W	1-0
5/25/1992	UCLA ¹³	L	0-2

1993 (44-8, 15-3 Pac-10)

Date	(Ranking) Opponent	Result	Score (Innings)
2/13/1993	Texas-San Antonio	W	10-0 (5)
2/13/1993	Texas-San Antonio	W	14-0 (5)
2/19/1993	(3) Fresno State ⁴	W	1-0
2/20/1993	Cal Poly Pomona ⁴	W	13-6
2/20/1993	(7) Oklahoma State ⁴	W	7-0 (5)
2/21/1993	(12) UNLV ⁴	W	4-2
2/23/1993	(11) Michigan	W	4-1
2/23/1993	(11) Michigan	W	12-0 (5)
3/3/1993	Washington ⁷	W	11-2

3/3/1993	Washington ⁷	W	10-0 (5)
3/4/1993	Northwestern ⁷	W	13-2 (5)
3/4/1993	(3) Fresno State ⁷	W	8-4
3/5/1993	Minnesota ⁷	W	2-1
3/5/1993	Washington ⁷	W	7-4
3/6/1993	Ohio State ⁷	W	17-2 (5)
3/6/1993	Northwestern ⁷	W	13-0 (5)
3/7/1993	Washington ⁷	W	3-2
3/7/1993	(3) Fresno State ⁷	W	5-1
3/10/1993	New Mexico State	W	10-0 (6)
3/10/1993	New Mexico State	W	12-0 (6)
3/12/1993	Northern Illinois	W	4-0
3/12/1993	Northern Illinois	L	3-9
3/17/1993	@ (5) Fresno State	W	2-0
3/17/1993	@ (5) Fresno State	L	4-6
3/25/1993	Texas A&M ²	W	2-1
3/25/1993	Ohio State ²	W	8-0 (6)
3/26/1993	(7) Cal State Northridge ²	L	1-2
3/26/1993	Cal State Fullerton ²	W	5-4 (8)
3/27/1993	(5) Oklahoma State ²	L	0-6
4/4/1993	(1) UCLA	W	2-0
4/4/1993	(1) UCLA	L	1-5
4/7/1993	@ (16) Arizona State	W	10-0
4/7/1993	@ (16) Arizona State	W	7-1
4/18/1993	(8) California	W	1-0 (8)
4/18/1993	(8) California	W	3-2
4/21/1993	(16) Arizona State	W	3-1 (8)
4/21/1993	(16) Arizona State	W	5-2
4/25/1993	@ (1) UCLA	L	0-1
4/25/1993	@ (1) UCLA	W	5-6
5/1/1993	Oregon	W	3-0
5/1/1993	Oregon	W	9-0
5/2/1993	Oregon State	W	10-0
5/2/1993	Oregon State	W	12-2
5/4/1993	@ Washington	W	2-0
5/4/1993	@ Washington	W	7-4
5/21/1993	(19) Arizona State ¹⁰	W	1-0
5/22/1993	(19) Arizona State ¹⁰	W	7-2
5/28/1993	(7) Long Beach State ¹³	W	6-0
5/29/1993	(8) Southwest Louisiana ¹³	W	2-1 (10)
5/30/1993	(4) Oklahoma State ¹³	W	1-0 (9)
5/30/1993	(8) Southwest Louisiana ¹³	L	0-1
5/31/1993	(1) UCLA ¹³	W	1-0

1994 (64-3, 23-1 Pac-10)

Date	(Ranking) Opponent	Result	Score (Innings)
2/11/1994	(14) Texas A&M	W	14-0 (5)
2/12/1994	New Mexico State ¹⁵	W	10-0 (5)
2/12/1994	(14) Texas A&M ¹⁵	W	2-1 (9)
2/13/1994	(14) Texas A&M ¹⁵	W	8-0
2/13/1994	New Mexico State ¹⁵	W	3-0
2/17/1994	Illinois State ⁴	W	4-0
2/18/1994	(9) UNLV ⁴	W	10-1 (5)
2/18/1994	(7) Fresno State ⁴	W	9-8
2/19/1994	(18) Utah State ⁴	W	18-1 (5)
2/19/1994	(18) Utah State ⁴	W	23-1 (5)
2/25/1994	Minnesota ⁹	W	10-0 (5)
2/25/1994	Minnesota ⁹	W	9-0 (5)
2/26/1994	Furman ⁹	W	15-0 (5)
2/26/1994	New Mexico State ⁹	W	7-0 (5)
2/27/1994	New Mexico ⁹	W	5-1
2/27/1994	New Mexico ⁹	W	7-5
3/3/1994	Ohio State ⁷	W	9-3
3/3/1994	(7) Fresno State ⁷	W	3-2
3/4/1994	(15) Washington ⁷	W	4-2
3/4/1994	(16) Cal State Fullerton ⁷	W	7-6
3/5/1994	(22) Arizona State ⁷	W	9-1 (6)
3/6/1994	(16) Cal State Fullerton ⁷	W	9-4
3/6/1994	(7) Fresno State ⁷	W	8-0 (6)
3/8/1994	(15) Washington	W	4-3
3/8/1994	(15) Washington	W	4-2
3/11/1994	(11) California	W	8-0
3/11/1994	(11) California	W	5-3
3/24/1994	(18) Utah State ²	W	12-1 (5)
3/24/1994	(11) Kansas ²	W	8-2
3/25/1994	(25) Georgia State ²	W	14-1 (5)
3/26/1994	Minnesota ²	W	5-0
3/26/1994	(7) Fresno State ²	L	1-3
4/1/1994	Cal State Fullerton	W	5-3
4/1/1994	Cal State Fullerton	W	5-2
4/2/1994	(4) UCLA	W	11-2
4/2/1994	(4) UCLA	W	7-1
4/6/1994	Arizona State	W	11-1 (5)
4/6/1994	Arizona State	W	12-1 (5)
4/9/1994	(13) UNLV	W	9-1 (5)
4/9/1994	(13) UNLV	L	6-7
4/10/1994	@ (7) California	W	10-1
4/10/1994	@ (7) California	W	4-3
4/16/1994	(19) Long Beach State	W	7-0
4/16/1994	(19) Long Beach State	W	9-1 (6)
4/20/1994	@ Arizona State	W	18-0 (5)

4/20/1994	@ Arizona State	W	8-0
4/23/1994	@ Oregon State	W	8-0
4/23/1994	@ Oregon State	W	7-2
4/24/1994	@ (15) Oregon	W	11-1
4/24/1994	@ (15) Oregon	W	10-7
4/30/1994	@ (6) UCLA	W	3-1 (12)
4/30/1994	@ (6) UCLA	W	4-2
5/6/1994	Oregon State	W	13-0 (5)
5/6/1994	Oregon State	W	12-0 (5)
5/7/1994	(10) Oregon	W	7-1
5/7/1994	(10) Oregon	W	13-3 (6)
5/8/1994	San Jose State	W	8-0 (5)
5/8/1994	San Jose State	W	4-3
5/14/1994	@ (10) Washington	W	2-1
5/14/1994	@ (10) Washington	L	1-2
5/20/1994	Canisius ¹⁰	W	7-0
5/21/1994	(11) Texas A&M ¹⁰	W	5-0
5/22/1994	(11) Texas A&M ¹⁰	W	6-0
5/26/1994	(19) Illinois - Chicago ¹³	W	8-0 (5)
5/27/1994	(6) Fresno State ¹³	W	3-0
5/29/1994	(5) UCLA ¹³	W	5-2
5/30/1994	(3) Cal State Northridge ¹³	W	4-0

1995 (66-6, 24-4 Pac-10)

Date	(Ranking) Opponent	Result	Score (Innings)
2/11/1995	New Mexico State	W	13-0 (5)
2/11/1995	New Mexico State	W	7-1
2/16/1995	(4) Cal State Fullerton ⁴	W	10-6
2/17/1995	Utah ⁴	W	5-3
2/17/1995	(5) UNLV ⁴	W	11-3
2/18/1995	Illinois State ⁴	W	13-0 (5)
2/18/1995	(11) Oklahoma State ⁴	W	14-3 (5)
2/19/1995	(12) Florida State ⁴	W	7-1
2/24/1995	(18) Oklahoma ⁴	W	12-1 (5)
2/24/1995	(13) Texas A&M ⁴	W	6-0
2/25/1995	(14) Southwest Louisiana ⁴	W	4-0
2/25/1995	(18) Oklahoma ⁴	W	8-2
2/26/1995	(13) Texas A&M ⁴	W	8-5 (5)
2/26/1995	(14) Southwest Louisiana ⁴	W	9-4 (5/rain)
3/4/1995	New Mexico ¹⁵	W	11-0 (5)
3/4/1995	(22) Pacific ¹⁵	W	10-5 (5)
3/5/1995	New Mexico ¹⁵	W	8-0 (5)
3/5/1995	(22) Pacific ¹⁵	W	12-1 (5)
3/10/1995	McNeese State ⁷	W	9-3
3/10/1995	McNeese State ⁷	W	10-1 (5)
3/11/1995	New Mexico State ⁷	W	9-0 (5)
3/11/1995	New Mexico State ⁷	W	6-0
3/12/1995	(20) Oklahoma ⁷	W	7-0
3/12/1995	(20) Oklahoma ⁷	W	13-5 (5)
3/14/1995	(24) Oklahoma	W	19-1 (5)
3/14/1995	(24) Oklahoma	W	11-3 (5)
3/17/1995	(2) UCLA	W	11-4
3/17/1995	(2) UCLA	L	0-2
3/18/1995	Oregon	W	17-1 (5)
3/18/1995	Oregon	W	14-0 (5)
3/23/1995	UC Santa Barbara ²	W	6-0
3/24/1995	(7) Cal State Northridge ²	W	9-0
3/24/1995	(22) Texas A&M ²	W	2-0
3/25/1995	DePaul ²	W	11-1 (5)
3/25/1995	(4) UNLV ²	W	8-4
3/26/1995	(20) Washington ²	W	6-2
3/26/1995	(6) Cal State Fullerton ²	W	7-6
4/1/1995	@ (16) Washington	W	5-0 (10)
4/1/1995	@ (16) Washington	W	6-2
4/8/1995	@ (2) UCLA	L	5-8
4/8/1995	@ (2) UCLA	L	2-4
4/9/1995	@ (3) Cal State Fullerton	W	5-3
4/9/1995	@ (3) Cal State Fullerton	L	4-9
4/14/1995	Stanford	W	25-0 (5)
4/14/1995	Stanford	W	7-1
4/15/1995	(10) California	W	4-2
4/15/1995	(10) California	W	6-1
4/18/1995	@ (4) Fresno State	W	3-0
4/18/1995	@ (4) Fresno State	W	9-0
4/21/1995	Arizona State	W	4-2
4/21/1995	Arizona State	W	10-0 (6)
4/22/1995	@ Arizona State	W	12-2 (5)
4/22/1995	@ Arizona State	W	9-0
4/28/1995	Oregon State	W	4-0
4/28/1995	Oregon State	W	8-0
4/29/1995	(19) Washington	W	7-0
4/29/1995	(19) Washington	W	11-2
5/6/1995	@ Oregon State	W	10-0 (5)
5/6/1995	@ Oregon State	W	13-0 (5)
5/7/1995	@ Oregon	W	10-0 (5)
5/7/1995	@ Oregon	W	5-1
5/12/1995	@ Stanford	W	12-0
5/12/1995	@ Stanford	W	8-0
5/13/1995	@ (11) California	L	2-7
5/13/1995	@ (11) California	W	15-1 (5)
5/19/1995	Ohio ¹⁰	W	8-0 (5)

2014 ARIZONA SOFTBALL MEDIA GUIDE

5/20/1995	(15) Nebraska ¹⁰	W	9-1 (6)
5/21/1995	(10) Florida State ¹⁰	W	15-0 (5)
5/25/1995	(21) Princeton ¹³	W	9-1 (5)
5/26/1995	(3) Cal State Fullerton ¹³	W	11-0 (5)
5/28/1995	(4) UNLV ¹³	W	8-0 (6)
5/29/1995	(2) UCLA ¹³	L	2-4

1996 (58-9, 23-5 Pac-10)

Date	(Ranking) Opponent	Result	Score (Innings)
2/15/1996	UNLV ⁴	W	9-5
2/16/1996	Cal State Fullerton ⁴	L	3-6
2/16/1996	Florida State ⁴	W	8-4
2/17/1996	San Diego State ⁴	W	11-3
2/17/1996	Massachusetts ⁴	W	4-2
2/18/1996	Ohio State ⁴	L	0-4
2/23/1996	New Mexico State ⁷	W	8-0
2/23/1996	Ohio State ⁷	W	6-4
2/24/1996	Washington ⁷	W	4-1
2/24/1996	Ohio State ⁷	W	11-2
2/25/1996	New Mexico State ⁷	W	10-0 (6)
3/1/1996	Northwestern State ¹¹	W	16-4
3/1/1996	Tennessee ¹¹	W	12-3
3/2/1996	Tennessee ¹¹	W	6-3
3/2/1996	Northwestern State ¹¹	W	15-1
3/3/1996	Northwestern State ¹¹	W	7-4
3/7/1996	North Carolina ¹⁵	W	19-3 (5)
3/7/1996	(14) Michigan ¹⁵	W	8-0 (6)
3/8/1996	North Carolina ¹⁵	W	18-9
3/8/1996	(10) Oklahoma ¹⁵	W	10-0
3/9/1996	Missouri ¹⁵	W	9-0
3/10/1996	(10) Oklahoma ¹⁵	W	10-0
3/10/1996	(4) Fresno State ¹⁵	W	4-2
3/21/1996	DePaul ²	W	6-5
3/21/1996	(12) Oklahoma ²	W	2-1
3/22/1996	(8) South Carolina ²	L	0-1
3/22/1996	Georgia State ²	W	4-1
3/23/1996	Oregon State ²	W	12-2 (5)
3/24/1996	(6) UNLV ²	W	6-3
3/24/1996	(2) Washington ²	W	9-0 (5)
3/29/1996	(2) UCLA	W	5-4
3/29/1996	(2) UCLA	W	5-0
3/31/1996	(3) Washington	L	4-10
3/31/1996	(3) Washington	W	7-4
4/5/1996	Stanford	W	5-0
4/5/1996	Stanford	W	10-3
4/6/1996	(11) California	W	7-2
4/6/1996	(11) California	W	5-2
4/10/1996	(20) Arizona State	W	8-2
4/10/1996	(20) Arizona State	W	6-2
4/13/1996	@ (3) UCLA	W	5-3
4/13/1996	@ (3) UCLA	W	5-1
4/16/1996	(4) Fresno State	W	7-3
4/16/1996	(4) Fresno State	L	1-2
4/20/1996	@ (2) Washington	L	1-2
4/20/1996	@ (2) Washington	L	0-7
4/24/1996	@ Arizona State	W	2-1 (9)
4/24/1996	@ Arizona State	W	6-0
4/27/1996	@ (12) California	L	1-3
4/27/1996	@ (12) California	L	1-3
4/28/1996	@ Stanford	W	6-3
4/28/1996	@ Stanford	W	9-0
5/3/1996	Oregon State	W	10-2
5/3/1996	Oregon State	W	11-4
5/4/1996	Oregon	W	10-3
5/4/1996	Oregon	W	7-0
5/11/1996	@ Oregon	W	6-1
5/11/1996	@ Oregon	W	11-0
5/12/1996	@ Oregon State	W	2-0
5/12/1996	@ Oregon State	W	5-0
5/17/1996	Troy State ¹⁸ (Tallahassee)	W	8-0
5/18/1996	@ (16) Florida State ¹⁰	W	9-6
5/19/1996	@ (16) Florida State ¹⁰	W	10-3
5/23/1996	(14) Iowa ¹³ (Columbus)	W	5-2
5/24/1996	(4) UCLA ¹³ (Columbus)	W	5-2
5/26/1996	(14) Iowa ¹³ (Columbus)	W	10-2
5/27/1996	(1) Washington ¹³ (Columbus)	W	6-4

1997 (61-5, 26-1 Pac-10)

Date	(Ranking) Opponent	Result	Score (Innings)
2/7/1997	Northwestern State ¹¹	W	10-2
2/7/1997	Northwestern State ¹¹	W	18-2 (5)
2/8/1997	Illinois - Chicago ¹¹	W	8-2
2/8/1997	Illinois - Chicago ¹¹	W	11-1
2/9/1997	(4) Washington ¹¹	W	7-3
2/14/1997	Texas ⁴	W	6-2
2/14/1997	(19) Nebraska ⁴	W	15-2 (5)
2/15/1997	(13) UNLV ⁴	W	5-2
2/15/1997	UC Santa Barbara ⁴	W	10-0 (5)
2/16/1997	Utah State ⁴	W	8-0 (5)
2/22/1997	Alabama ¹⁷	W	9-0 (5)
2/22/1997	@ (7) Southwest Louisiana ¹⁷	W	4-1

2/22/1997	Baylor ¹⁷	W	6-2
2/23/1997	Alabama ¹⁷	W	13-0
2/23/1997	Baylor ¹⁷	W	10-0 (5)
3/1/1997	Kent State ¹⁵	W	4-0
3/1/1997	DePaul ¹⁵	W	8-0
3/1/1997	LSU ¹⁵	W	8-4
3/2/1997	Kansas ¹⁵	W	11-1
3/2/1997	Colorado State ¹⁵	W	9-0
3/2/1997	Florida ¹⁵	W	10-0
3/8/1997	(12) California	W	4-3
3/8/1997	(12) California	W	4-1
3/9/1997	Stanford	W	8-2
3/9/1997	Stanford	W	6-0
3/20/1997	Ohio State ²	W	15-6
3/20/1997	(12) Oklahoma State ²	W	12-0 (5)
3/21/1997	(23) Hawaii ²	W	6-5
3/21/1997	UNLV ²	W	17-0 (5)
3/22/1997	(24) Cal State Northridge ²	W	1-0 (5)
3/22/1997	Oregon State ²	L	0-3
3/29/1997	@ (3) UCLA	W	4-1
3/29/1997	@ (3) UCLA	L	1-5
4/4/1997	(5) Washington	W	3-2
4/4/1997	(5) Washington	W	8-2
4/6/1997	@ (2) Fresno State	L	2-5
4/6/1997	@ (2) Fresno State	L	5-6
4/9/1997	@ (10) Arizona State	W	5-1
4/9/1997	@ (10) Arizona State	W	10-1
4/12/1997	@ Oregon	W	5-0
4/12/1997	@ Oregon	W	12-1
4/13/1997	@ Oregon State	W	6-2 (6)
4/18/1997	(4) UCLA	W	11-0
4/18/1997	(4) UCLA	W	10-6
4/19/1997	(23) Cal State Northridge	W	4-3
4/19/1997	(23) Cal State Northridge	W	16-6 (5)
4/23/1997	(12) Arizona State	W	8-4
4/23/1997	(12) Arizona State	W	11-2
4/26/1997	@ (24) California	W	10-4
4/26/1997	@ (24) California	W	11-0
4/27/1997	@ Stanford	W	5-1
4/27/1997	@ Stanford	W	3-0
5/2/1997	Oregon	W	5-3
5/2/1997	Oregon	W	9-1
5/3/1997	Oregon State	W	11-1 (5)
5/3/1997	Oregon State	W	11-1 (5)
5/10/1997	@ (6) Washington	W	9-1
5/10/1997	@ (6) Washington	W	4-3
5/16/1997	Rider ¹⁰	W	11-2
5/17/1997	Nebraska ¹⁰	W	2-0
5/18/1997	Nebraska ¹⁰	W	5-1
5/22/1997	Massachusetts ¹³	W	2-1 (8)
5/23/1997	(5) UCLA ¹³	W	2-1 (14)
5/25/1997	(4) Fresno State ¹³	L	0-3
5/25/1997	(4) Fresno State ¹³	W	6-3
5/26/1997	(5) UCLA ¹³	W	10-2 (5)

1998 (67-4, 27-1 Pac-10)

Date	(Ranking) Opponent	Result	Score (Innings)
2/6/1998	New Mexico State ⁷	W	10-1
2/6/1998	New Mexico State ⁷	W	14-1 (5)
2/7/1998	Illinois - Chicago ⁷	W	9-0
2/7/1998	Illinois - Chicago ⁷	W	12-2 (6)
2/13/1998	(25) Tennessee ⁴	W	7-0
2/14/1998	Utah State ⁴	W	19-2 (5)
2/14/1998	Texas ⁴	W	9-1 (5)
2/15/1998	(14) Long Beach State ⁴	W	2-1
2/20/1998	Southwest Texas State ¹⁸	W	2-0
2/20/1998	Southwest Texas State ¹⁸	W	12-0 (5)
2/21/1998	Florida ¹⁸	W	7-0
2/21/1998	Florida ¹⁸	W	9-0 (5)
2/27/1998	(19) Colorado State ¹¹	W	9-1 (6)
2/27/1998	(19) Colorado State ¹¹	W	14-1 (5)
2/28/1998	(16) Kansas ¹¹	W	8-0 (5)
2/28/1998	(16) Kansas ¹¹	W	8-3
3/1/1998	McNeese State ¹¹	W	11-0 (6)
3/1/1998	McNeese State ¹¹	W	13-0 (5)
3/6/1998	(6) Oklahoma ¹⁵	W	6-4
3/6/1998	(6) Oklahoma ¹⁵	L	3-4
3/7/1998	Texas Tech ¹⁵	W	10-0 (6)
3/7/1998	Texas Tech ¹⁵	L	0-6
3/8/1998	San Diego State	W	8-0 (5)
3/11/1998	@ (19) Cal State Northridge	W	8-1
3/11/1998	@ (19) Cal State Northridge	W	5-0
3/16/1998	Iowa State	W	9-0 (5)
3/16/1998	Iowa State	W	13-0 (5)
3/19/1998	(4) Oklahoma State ²	W	8-0 (5)
3/19/1998	Cal State Fullerton ²	W	8-3
3/20/1998	Canisius ²	W	8-0 (6)
3/21/1998	Southwest Texas State ²	W	9-0 (5)
3/21/1998	(5) Fresno State ²	W	6-1
3/22/1998	(22) Cal State Northridge ²	W	4-8
3/22/1998	(11) Texas ²	W	2-1

3/28/1998	@ (22) Oregon	W	2-0
3/28/1998	@ (22) Oregon	W	18-11
3/29/1998	@ (18) Oregon State	W	8-0
3/29/1998	@ (18) Oregon State	W	13-3 (5)
4/3/1998	UCLA	W	16-3 (5)
4/3/1998	UCLA	W	11-9
4/4/1998	(4) Washington	L	0-9 (5)
4/4/1998	(4) Washington	W	10-0 (5)
4/7/1998	(3) Fresno State	W	4-3
4/7/1998	(3) Fresno State	W	6-2
4/10/1998	(9) Arizona State	W	7-2
4/10/1998	(9) Arizona State	W	5-3
4/18/1998	@ (20) California	W	8-4 (9)
4/18/1998	@ (20) California	W	3-0
4/19/1998	@ (12) Stanford	W	11-0 (5)
4/19/1998	@ (12) Stanford	W	5-2
4/24/1998	(25) Oregon	W	8-0 (5)
4/24/1998	(25) Oregon	W	13-1 (5)
4/25/1998	(22) Oregon State	W	14-2 (5)
4/25/1998	(22) Oregon State	W	12-3 (5)
4/29/1998	@ (15) Arizona State	W	6-0
4/29/1998	@ (15) Arizona State	W	3-2
5/2/1998	(9) Stanford	W	10-3
5/2/1998	(9) Stanford	W	8-0 (6)
5/3/1998	(21) California	W	8-0 (5)
5/3/1998	(21) California	W	7-1
5/9/1998	@ UCLA	W	2-0
5/9/1998	@ UCLA	W	6-0
5/10/1998	@ (4) Washington	W	4-2
5/10/1998	@ (4) Washington	W	4-0
5/15/1998	Niagara ¹⁰	W	14-0 (5)
5/16/1998	Pacific ¹⁰	W	10-0 (5)
5/17/1998	Pacific ¹⁰	W	7-0
5/21/1998	(13) Oklahoma State ¹³	W	1-0
5/22/1998	(4) Washington ¹³	W	8-0
5/24/1998	(13) Oklahoma State ¹³	W	5-0
5/25/1998	(3) Fresno State ¹³	L	0-1

1999 (53-16, 19-9 Pac-10)

Date	(Ranking) Opponent	Result	Score (Innings)
2/5/1999	(24) Illinois - Chicago ⁷	W	5-0
2/5/1999	(24) Illinois - Chicago ⁷	W	14-1 (5)
2/6/1999	New Mexico State ⁷	W	11-1 (5)
2/6/1999	New Mexico State ⁷	W	8-0 (5)
2/7/1999	(2) Washington ⁷	W	3-2
2/12/1999	South Carolina ⁴	W	7-5 (5)
2/13/1999	(10) Massachusetts ⁴	W	2-1
2/13/1999	Maryland ⁴	W	1-0 (5)
2/14/1999	(13) Long Beach State ⁴	W	4-1
2/19/1999	Texas San Antonio ¹⁹	W	7-0
2/19/1999	@ (7) Texas ¹⁹	L	0-1
2/20/1999	(19) Alabama ¹⁹	W	8-0 (5)
2/20/1999	Texas San Antonio ¹⁹	W	4-2
2/21/1999	@ (7) Texas ¹⁹	W	5-0
2/26/1999	Tennessee ¹¹	W	6-5
2/26/1999	(6) South Florida ¹¹	W	7-4
2/27/1999	(17) Hawaii ¹¹	W	5-0
2/27/1999	(17) Hawaii ¹¹	W	8-0 (5)
2/28/1999	Tennessee ¹¹	W	3-1
3/5/1999	(12) LSU ¹⁵	W	9-1 (5)
3/5/1999	Kansas ¹⁵	W	9-0 (5)
3/6/1999	Notre Dame ¹⁵	W	16-0 (5)
3/6/1999	Texas Tech ¹⁵	W	4-0
3/7/1999	Notre Dame ¹⁵	W	8-3
3/7/1999	(12) LSU ¹⁵	W	7-6 (9)
3/18/1999	Cal State Northridge ²	W	3-1
3/18/1999	(18) DePaul ²	L	0-2
3/19/1999	San Diego State ²	W	10-5
3/19/1999	(12) Oregon State ²	L	2-3
3/20/1999	Florida ²	W	6-0
3/26/1999	(16) Oregon	W	9-1 (5)
3/26/1999	(16) Oregon	W	11-6
3/27/1999	(12) Oregon State	L	0-4
3/27/1999	(12) Oregon State	W	3-2
4/3/1999	@ (6) Arizona State	W	3-2
4/3/1999	@ (6) Arizona State	W	2-1
4/7/1999	Cal State Northridge	W	10-1
(5)4/7/1999	Cal State Northridge	L	3-5
4/10/1999	@ (1) UCLA	L	2-6
4/10/1999	@ (1) UCLA	L	2-3
4/11/1999	@ (4) Washington	W	2-1
4/11/1999	@ (4) Washington	L	0-9
4/16/1999	(13) California	L	2-4
4/16/1999	(13) California	W	3-2
4/17/1999	(10) Stanford	W	3-2
4/17/1999	(10) Stanford	W	1-0
4/24/1999	@ (17) Oregon	L	1-2
4/24/1999	@ (17) Oregon	W	6-5
4/25/1999	@ (8) Oregon State	W	2-0
4/25/1999	@ (8) Oregon State	W	11-2
5/1/1999	(16) California	W	1-0 (10)

2014 ARIZONA SOFTBALL MEDIA GUIDE

5/1/1999	@ (16) California	L	1-5
5/2/1999	@ (15) Stanford	W	3-1
5/2/1999	@ (15) Stanford	L	0-1
5/7/1999	(1) UCLA	W	6-4 (8)
5/7/1999	(1) UCLA	L	0-8 (5)
5/8/1999	(5) Washington	W	2-0
5/8/1999	(5) Washington	W	3-0
5/15/1999	(16) Arizona State	W	10-0 (5)
5/15/1999	(16) Arizona State	W	7-0
5/20/1999	East Carolina ¹⁰	W	9-1 (5)
5/21/1999	Southwest Texas State ¹⁰	W	8-0
5/22/1999	Maryland ¹⁰	L	3-7
5/22/1999	Kansas ¹⁰	W	6-1
5/23/1999	Maryland ¹⁰	W	10-0 (5)
5/23/1999	Maryland ¹⁰	W	8-0 (5)
5/27/1999	(17) California ¹³	W	3-0
5/28/1999	(6) Washington ¹³	L	0-3
5/29/1999	(18) DePaul ¹³	L	0-1

2000 (59-9, 16-4 Pac-10)

Date	(Ranking) Opponent	Result	Score (Innings)
2/4/2000	(5) Southern Mississippi ⁷	W	9-1 (5)
2/5/2000	(2) Washington ⁷	L	0-1
2/6/2000	(5) Southern Mississippi ⁷	W	10-2 (5)
2/11/2000	Georgia ⁴	W	11-1 (5)
2/11/2000	(18) South Carolina ⁴	W	3-2
2/12/2000	Texas A&M ⁴	W	9-0
2/12/2000	Tennessee-Chattanooga ⁴	W	10-0 (5)
2/13/2000	(3) Fresno State ⁴	W	3-0
2/13/2000	UNLV ⁴	W	10-1 (6)
2/18/2000	Penn State ¹¹	W	9-0 (5)
2/18/2000	Tennessee Tech ¹¹	W	15-0 (5)
2/19/2000	New Mexico ¹¹	W	17-1 (5)
2/19/2000	Kentucky ¹¹	W	8-0 (5)
2/20/2000	(8) Oklahoma ¹¹	W	6-0
2/22/2000	Simon Fraser	W	2-1
2/25/2000	(15) DePaul ²⁰	W	3-0
2/25/2000	Drake ²⁰	W	9-0 (5)
2/26/2000	@ Alabama ²⁰	W	6-2
2/26/2000	Georgia Tech ²⁰	W	12-0 (5)
2/26/2000	Drake ²⁰	W	18-0 (5)
2/27/2000	(15) DePaul ²⁰	W	6-1
3/3/2000	Tulsa ¹⁵	W	10-0 (5)
3/3/2000	Northwestern ¹⁵	W	8-0 (5)
3/4/2000	Saint Peter's ¹⁵	W	10-0 (6)
3/5/2000	Indiana ¹⁵	W	10-1 (6)
3/5/2000	Northwestern State ¹⁵	W	8-0 (6)
3/11/2000	Brigham Young	W	2-0
3/11/2000	Brigham Young	W	10-0 (5)
3/14/2000	@ (7) Fresno State	W	2-0
3/14/2000	@ (7) Fresno State	W	3-1 (10)
3/16/2000	Louisiana - Monroe ²	W	3-0
3/16/2000	(9) Cal State Fullerton ²	W	6-0
3/17/2000	(22) Hawaii ²	W	1-0 (8)
3/18/2000	UNLV ²	W	4-0
3/18/2000	Cal State Northridge ²	W	6-0
3/19/2000	Notre Dame ⁴	W	6-3
3/19/2000	(1) Washington ²	L	1-6
3/28/2000	New Mexico State	L	1-2
3/28/2000	New Mexico State	W	7-1
3/31/2000	(23) Oregon	W	3-2 (8)
4/1/2000	(11) Oregon State	W	11-0 (5)
4/2/2000	(11) Oregon State	W	4-1
4/4/2000	(4) Arizona State	W	3-1
4/7/2000	(7) California	W	4-1
4/8/2000	(9) Stanford	W	8-4
4/9/2000	(9) Stanford	L	3-4 (8)
4/13/2000	@ Cal State Northridge	W	6-0
4/14/2000	@ (3) UCLA	W	6-4
4/15/2000	@ (1) Washington	L	0-2
4/16/2000	@ (1) Washington	L	0-7
4/21/2000	@ (4) Arizona State	L	1-3
4/22/2000	@ (4) Arizona State	W	3-0
4/29/2000	@ (17) Oregon	W	2-0
4/30/2000	@ (17) Oregon	W	1-0
5/5/2000	(1) Washington	W	3-2
5/6/2000	(3) UCLA	W	12-9
5/7/2000	(3) UCLA	W	9-1
5/12/2000	@ (9) Stanford	W	9-0 (5)
5/13/2000	@ (10) California	W	4-1
5/13/2000	@ (10) California	W	8-3
5/18/2000	Middle Tennessee State ¹⁰	W	8-0 (6)
5/19/2000	Massachusetts ¹⁰	W	10-0 (6)
5/20/2000	(18) Nebraska ¹⁰	W	13-0 (5)
5/21/2000	(18) Nebraska ¹⁰	W	5-0
5/25/2000	(8) Southern Mississippi ¹³	L	0-1
5/27/2000	(10) California ¹³	W	6-0
5/27/2000	(1) Washington ¹³	W	4-2
5/28/2000	(4) Oklahoma ¹³	L	0-1

2001 (65-4, 19-2 Pac-10)

Date	(Ranking) Opponent	Result	Score (Innings)
2/2/2001	Florida Atlantic ²¹	W	5-0
2/2/2001	Tennessee ²¹	W	8-0 (5)
2/3/2001	Northwestern ²¹	W	6-0
2/3/2001	South Florida ²¹	W	5-0
2/9/2001	Georgia ⁴	W	8-0
2/9/2001	(24) Texas ⁴	W	14-0
2/10/2001	(8) LSU ⁴	W	10-0
2/10/2001	(12) Nebraska ⁴	W	11-4
2/11/2001	(18) South Carolina ⁴	W	8-0
2/11/2001	Missouri ⁴	W	8-0
2/16/2001	Bowling Green ⁷	W	29-0 (5)
2/16/2001	Oklahoma State ⁷	W	7-0
2/17/2001	Kentucky ⁷	W	12-1 (5)
2/17/2001	New Mexico State ⁷	W	9-1 (6)
2/18/2001	Pacific ⁷	W	9-0 (5)
2/23/2001	Drake ¹¹	W	5-0
2/23/2001	Connecticut ¹¹	W	11-3 (5)
2/24/2001	McNeese State ¹¹	W	13-1 (5)
2/24/2001	Southern Utah ¹¹	W	8-0 (5)
2/25/2001	Florida ¹¹	W	5-0
2/27/2001	Western Michigan	W	10-0 (5)
2/28/2001	Western Michigan	W	9-0 (5)
3/2/2001	(23) Baylor ¹⁵	W	8-0 (5)
3/2/2001	Creighton ¹⁵	W	9-0 (6)
3/3/2001	Indiana State ¹⁵	W	12-0 (5)
3/3/2001	Western Michigan ¹⁵	W	12-0 (5)
3/3/2001	(5) Oklahoma ¹⁵	W	6-2
3/6/2001	Creighton	W	3-0
3/13/2001	@ San Diego	W	9-0 (5)
3/13/2001	@ San Diego	W	8-0 (6)
3/14/2001	@ San Diego State	W	3-0
3/15/2001	Louisiana-Lafayette ²	L	3-4
3/15/2001	UNLV ²	W	10-0 (5)
3/16/2001	(24) Cal State Northridge ²	W	6-0
3/17/2001	Texas ²	L	1-2
3/17/2001	North Carolina ²	W	6-1
3/23/2001	Utah	W	8-3
3/24/2001	Utah	W	10-2 (6)
3/30/2001	@ Oregon	W	11-1
4/1/2001	@ (15) Oregon State	W	5-0
4/6/2001	@ (14) Washington	L	0-1
4/7/2001	@ (1) UCLA	W	4-0
4/8/2001	@ (1) UCLA	L	0-3
4/13/2001	(8) Arizona State	W	3-0 (11)
4/14/2001	(8) Arizona State	W	4-3 (9)
4/18/2001	(15) Fresno State	W	9-1
4/18/2001	(15) Fresno State	W	8-7
4/20/2001	(3) Stanford	W	7-0
4/22/2001	(4) California	W	2-1 (8)
4/22/2001	(4) California	W	2-1
4/25/2001	@ (9) Arizona State	W	5-0
4/27/2001	(14) Oregon State	W	1-0
4/27/2001	(14) Oregon State	W	7-1
4/28/2001	Oregon	W	8-0 (6)
4/29/2001	Oregon	W	6-1
5/4/2001	@ (5) California	W	5-0
5/5/2001	@ (3) Stanford	W	8-1
5/6/2001	@ (3) Stanford	W	5-3 (15)
5/11/2001	(2) UCLA	W	4-0
5/12/2001	(12) Washington	W	5-1
5/12/2001	(12) Washington	W	9-0 (5)
5/17/2001	Saint Peter's ¹⁰	W	4-2
5/18/2001	Texas Tech ¹⁰	W	8-0 (6)
5/19/2001	(10) Cal State Fullerton ¹⁰	W	5-4
5/20/2001	(19) Southwest Texas State ^{10W}	W	6-2
5/24/2001	(6) California ¹³	W	3-2
5/25/2001	(5) Oklahoma ¹³	W	5-4
5/27/2001	(4) Stanford ¹³	W	1-0
5/28/2001	(2) UCLA ¹³	W	1-0

2002 (55-12, 15-6 Pac-10)

Date	(Ranking) Opponent	Result	Score (Innings)
2/1/2002	(13) Alabama	W	8-2
2/2/2002	(13) Alabama	W	13-5 (6)
2/3/2002	(13) Alabama	W	11-1 (5)
2/8/2002	(17) Southwest Texas State ⁴	W	10-1 (5)
2/8/2002	Texas ⁴	W	3-0
2/9/2002	(10) Cal State Fullerton ⁴	W	9-1
2/9/2002	Mississippi State ⁴	L	1-7
2/10/2002	(24) Massachusetts ⁴	W	1-0
2/10/2002	Wisconsin ⁴	L	0-3
2/15/2002	Louisville ⁷	W	6-2
2/15/2002	(14) Notre Dame ⁷	W	3-0
2/16/2002	(25) South Florida ⁷	W	10-0 (5)
2/16/2002	Auburn ⁷	W	4-0
2/17/2002	New Mexico State ⁷	W	8-0 (6)
2/22/2002	Eastern Michigan ¹¹	W	11-0 (5)
2/22/2002	San Jose State ¹¹	W	8-0 (5)
2/23/2002	Drake ¹¹	W	12-2 (5)

2/23/2002	Northern Iowa ¹¹	W	12-2 (5)
2/24/2002	Cal State Northridge ¹¹	W	6-0
2/27/2002	Eastern Michigan ¹¹	W	10-0 (5)
3/1/2002	Southern Mississippi ¹⁵	W	18-0 (5)
3/1/2002	Hawaii ¹⁵	W	5-1
3/2/2002	Eastern Michigan ¹⁵	W	9-0 (6)
3/2/2002	Evansville ¹⁵	W	8-0 (5)
3/3/2002	Long Beach State ¹⁵	W	4-1
3/5/2002	Boston College	W	13-1
3/6/2002	Boston College	W	9-0 (5)
3/14/2002	Texas Tech ²	W	8-0
3/14/2002	Notre Dame ²	W	7-0
3/15/2002	Cal State Northridge ²	L	3-4
3/16/2002	(18) Louisiana-Lafayette ²	W	1-0
3/16/2002	(8) Arizona State ²	L	0-3
3/22/2002	(18) Louisiana-Lafayette	W	6-2
3/23/2002	(18) Louisiana-Lafayette	W	8-0 (6)
3/24/2002	(18) Louisiana-Lafayette	W	7-2
3/29/2002	@ (6) Arizona State	W	2-0
3/30/2002	@ (6) Arizona State	W	10-1 (5)
4/5/2002	(10) Washington	W	1-0
4/6/2002	(1) UCLA	W	6-2
4/7/2002	(1) UCLA	L	5-6
4/12/2002	@ (14) Oregon State	W	4-0
4/13/2002	@ Oregon	W	2-0
4/14/2002	@ Oregon	W	8-1
4/16/2002	Oklahoma State	W	4-2
4/17/2002	(9) Oklahoma	W	1-0
4/19/2002	@ (3) Stanford	W	2-1
4/20/2002	@ (8) California	L	2-5
4/21/2002	@ (8) California	L	1-2
4/26/2002	Oregon	W	11-3 (5)
4/27/2002	(14) Oregon State	W	7-0
4/28/2002	(14) Oregon State	W	2-1
4/30/2002	(5) Arizona State	W	5-3
5/3/2002	(6) California	W	3-0
5/4/2002	(7) Stanford	W	3-2
5/5/2002	(7) Stanford	W	6-1
5/10/2002	@ (1) UCLA	L	2-4
5/11/2002	@ (6) Washington	L	1-3
5/11/2002	@ (6) Washington	L	2-3
5/16/2002	Boston University ¹⁰ (Minneapolis)	W	4-1
5/17/2002	Penn State ¹⁰ (Minneapolis)	W	4-3
5/18/2002	(16) DePaul ¹⁰ (Minneapolis)	W	2-0
5/19/2002	(16) DePaul ¹⁰ (Minneapolis)	L	0-6
5/19/2002	(16) DePaul ¹⁰ (Minneapolis)	W	8-0 (5)
5/23/2002	(7) Nebraska ¹³	W	1-0
5/25/2002	(4) Arizona State ¹³	W	1-0 (8)
5/26/2002	(21) Florida State ¹³	W	6-2 (11)
5/27/2002	(5) California ¹³	L	0-6

2003 (56-7, 19-2 Pac-10)

Date	(Ranking) Opponent	Result	Score (Innings)
1/31/2003	Sam Houston State ²¹	W	6-0
1/31/2003	Florida Atlantic ²¹	W	2-0
2/1/2003	Auburn ²¹	W	6-0
2/1/2003	South Florida ²¹	W	3-1
2/2/2003	Northwestern ²¹	W	6-0
2/7/2003	(24) Texas A&M ⁴	W	6-0
2/7/2003	Southwest Texas State ⁴	W	6-0
2/8/2003	Iowa State ⁴	W	11-2 (5)
2/8/2003	Wisconsin ⁴	W	1-0
2/9/2003	Mississippi State ⁴	W	9-2
2/9/2003	(12) Texas ⁴	L	1-2
2/15/2003	Florida International ⁷	W	6-3
2/15/2003	Minnesota ⁷	W	6-0
2/16/2003	Arkansas ⁷	W	9-1 (5)
2/21/2003	Drake ¹¹	W	11-0 (5)
2/21/2003	Oklahoma State ¹¹	L	0-1
2/22/2003	Virginia ¹¹	W	13-1 (5)
2/22/2003	Western Michigan ¹¹	W	10-0 (5)
2/23/2003	New Mexico ¹¹	W	8-0 (6)
2/28/2003	New Mexico State ¹¹	W	16-0 (5)
3/1/2003	Northern Iowa ¹¹	W	8-0 (5)
3/1/2003	San Diego State ¹¹	W	11-0 (5)
3/2/2003	San Diego State ¹¹	W	6-0
3/7/2003	New Mexico ²²	W	9-0 (6)
3/7/2003	Columbia ²²	W	12-0 (5)
3/8/2003	Wichita State ²²	W	6-0
3/8/2003	Texas Tech ²²	W	10-0 (5)
3/9/2003	Texas Tech ²²	W	1-0
3/13/2003	(16) Florida State ²²	W	2-0
3/13/2003	Louisiana-Lafayette ²²	W	7-3
3/14/2003	Long Beach State ²	W	8-0 (5)
3/14/2003	UNLV ²	W	3-0
3/22/2003	(9) Cal State Fullerton	W	5-2
3/22/2003	(9) Cal State Fullerton	L	3-15
3/28/2003	(20) Oregon State	W	8-0 (5)
3/29/2003	(19) Oregon	W	4-1
3/30/2003	(19) Oregon	W	8-0 (6)
4/4/2003	@ (3) Washington	W	3-0

2014 ARIZONA SOFTBALL MEDIA GUIDE

4/5/2003	@ (1) UCLA	W	3-0
4/6/2003	@ (1) UCLA	W	5-1
4/11/2003	(16) Stanford	L	3-4
4/12/2003	(6) California	W	7-5
4/13/2003	(6) California	W	1-0
4/18/2003	(12) Arizona State	W	8-0 (5)
4/19/2003	(12) Arizona State	W	2-1
4/23/2003	@ (12) Arizona State	W	4-2
4/25/2003	@ (23) Oregon	W	8-0 (5)
4/26/2003	@ Oregon State	W	10-2 (5)
4/27/2003	@ Oregon State	W	6-4 (11)
5/3/2003	@ (15) Stanford	W	2-1
5/4/2003	@ (15) Stanford	W	6-0
5/5/2003	@ (9) California	W	6-0
5/9/2003	(2) UCLA	W	7-5
5/10/2003	(8) Washington	L	1-7
5/10/2003	(8) Washington	W	21-17
5/15/2003	Colorado State ¹⁰	W	11-1 (5)
5/16/2003	Minnesota ¹⁰	W	4-0
5/17/2003	Texas A&M ¹⁰	W	3-0
5/18/2003	Texas A&M ¹⁰	W	10-5
5/22/2003	(16) Alabama ¹³	W	3-2
5/23/2003	(8) Washington ¹³	W	2-1
5/25/2003	(9) California ¹³	L	1-2 (12)
5/25/2003	(9) California ¹³	L	1-4

2004 (55-6, 17-3 Pac-10)

Date	(Ranking) Opponent	Result	Score (Innings)
2/6/2004	New Mexico ⁷	W	12-0 (5)
2/6/2004	Mississippi ⁷	W	3-2
2/7/2004	Cal State Northridge ⁷	W	6-0
2/7/2004	UNLV ⁷	W	10-1 (5)
2/8/2004	New Mexico ⁷	W	11-0 (5)
2/13/2004	(18) Texas A&M ⁴	W	8-1
2/13/2004	Texas State ⁴	W	5-0
2/14/2004	Dayton ⁴	W	19-0 (5)
2/14/2004	(10) Texas ⁴	W	7-0
2/15/2004	Nevada ⁴	W	8-2
2/15/2004	Western Michigan ⁴	W	10-1 (6)
2/20/2004	Penn State ³	W	10-0 (6)
2/20/2004	(6) Georgia ²³	W	8-2
2/21/2004	(7) Alabama ²³	W	5-0
2/21/2004	(17) Cal State Fullerton ²³	W	8-1
2/22/2004	Boston College ²³	W	10-0 (6)
2/27/2004	Boston University ¹¹	W	17-1 (5)
2/27/2004	(7) Stanford ¹¹	W	2-1
2/28/2004	Oklahoma State ¹¹	W	4-0
2/28/2004	(22) South Florida ¹¹	W	2-1
2/29/2004	(7) Stanford ¹¹	W	7-5
3/5/2004	North Texas ¹⁵	W	11-0
3/6/2004	Indiana ¹⁵	W	6-0
3/6/2004	(25) Georgia Tech ¹⁵	W	2-0
3/7/2004	Texas El Paso ¹⁵	W	14-6 (6)
3/12/2004	Missouri	W	5-0
3/14/2004	Missouri	W	3-2
6/14/2004	Missouri	W	7-0
3/17/2004	Illinois ²	W	4-1
3/18/2004	(15) Fresno State ²	W	7-0
3/19/2004	(7) Oklahoma ²	W	9-1
3/19/2004	UNLV ²	W	10-0 (5)
3/20/2004	(10) Louisiana-Lafayette ²	W	2-0
3/20/2004	Illinois ²	W	2-0
3/21/2004	(9) Washington ²	L	6-7
3/28/2004	UNLV	W	11-3 (6)
3/28/2004	UNLV	W	6-4
4/2/2004	Washington	rained out	
4/3/2004	(2) UCLA	W	7-5
4/4/2004	(2) UCLA	W	5-4
4/9/2004	@ Arizona State	W	6-0
4/10/2004	@ Arizona State	W	8-0
4/16/2004	@ (10) Stanford	W	8-0 (6)
4/17/2004	@ (4) California	W	2-0 (8)
4/18/2004	@ (4) California	W	3-2 (8)
4/23/2004	@ (16) Oregon State	W	9-1 (5)
4/24/2004	@ (13) Oregon	W	6-1
4/25/2004	@ (13) Oregon	L	0-1 (8)
4/28/2004	Arizona State	W	3-1
4/30/2004	(4) California	W	8-0 (5)
5/1/2004	(9) Stanford	W	4-0
5/2/2004	(9) Stanford	L	1-2
5/7/2004	(12) Oregon	W	5-0
5/8/2004	(19) Oregon State	W	2-0
5/9/2004	(19) Oregon State	W	3-0
5/14/2004	@ (5) UCLA	L	2-3
5/15/2004	@ (7) Washington	W	3-0
5/15/2004	@ (7) Washington	W	5-1
5/20/2004	Centenary ¹⁰	W	2-1
5/21/2004	(9) Louisiana-Lafayette ¹⁰	W	4-0
5/22/2004	(20) Oklahoma ¹⁰	L	2-3
5/22/2004	(9) Louisiana-Lafayette ¹⁰	L	0-5

2005 (45-12, 13-8 Pac-10)

Date	(Ranking) Opponent	Result	Score (Innings)
2/4/2005	Tulsa ⁷	W	3-0
2/4/2005	Kansas ⁷	W	4-3
2/5/2005	Northwestern ⁷	W	4-3 (8)
2/5/2005	Oklahoma State ⁷	W	4-1
2/6/2005	New Mexico State ⁷	W	9-0 (5)
2/13/2005	Tennessee-Chatanooga ⁴	W	8-0 (5)
2/18/2005	Marshall ¹¹	W	7-0
2/20/2005	Hawaii ¹¹	W	4-0
2/20/2005	Hawaii ¹¹	W	2-1 (8)
2/25/2005	Sam Houston State ²⁴	W	1-0
2/25/2005	Birmingham Southern ²⁴	W	8-3
2/26/2005	Louisiana Tech ²⁴	W	7-0
2/27/2005	@ (11) Baylor ²⁴	W	1-0
3/4/2005	Eastern Michigan	W	15-0
3/5/2005	Eastern Michigan	W	3-2
3/11/2005	@ UNLV ²⁵	W	5-0
3/12/2005	Bowling Green ²⁵	W	3-0
3/13/2005	North Carolina State ²⁵	W	12-3
3/13/2005	Miami - Ohio ²⁵	W	6-1
3/14/2005	Long Island University ²⁵	W	10-1 (5)
3/16/2005	Long Beach State ²	W	4-0
3/17/2005	(5) Texas ²	L	0-1 (10)
3/18/2005	(24) Florida State ²	W	6-0
3/19/2005	(8) Oklahoma ²	W	4-0
3/20/2005	(18) Fresno State ²	W	9-0 (5)
3/20/2005	(4) Michigan ²	L	2-6
3/25/2005	@ (11) Louisiana-Lafayette	W	2-0
3/27/2005	@ (11) Louisiana-Lafayette	W	10-3
4/1/2005	(7) Stanford	W	4-2
4/2/2005	(3) California	W	4-2
4/3/2005	(3) California	L	3-6
4/6/2005	@ Arizona State	W	1-0
4/8/2005	(12) Oregon State	L	0-1
4/9/2005	Oregon	W	8-1
4/10/2005	Oregon	W	8-1
4/16/2005	@ (13) UCLA	L	1-9
4/17/2005	@ (13) UCLA	L	4-5
4/22/2005	(24) Arizona State	W	3-1
4/23/2005	(24) Arizona State	W	10-3
4/29/2005	Oregon	L	0-3
4/30/2005	@ (7) Oregon State	W	9-0 (5)
5/1/2005	@ (7) Oregon State	L	0-4
5/6/2005	@ (12) UCLA	L	0-6
5/7/2005	(22) Washington	W	3-0
5/7/2005	(22) Washington	W	9-1 (5)
5/8/2005	(22) Washington	W	4-3
5/12/2005	@ (2) California	L	0-1
5/13/2005	@ (5) Stanford	W	1-0
5/14/2005	@ (5) Stanford	W	3-2
5/20/2005	Lehigh ¹⁰	W	12-0 (5)
5/21/2005	Oklahoma State ¹⁰	W	3-0
5/22/2005	Oklahoma State ¹⁰	W	2-1 (8)
5/27/2005	(14) Oklahoma ²⁶	W	6-0
5/28/2005	(14) Oklahoma ²⁶	W	7-6
6/2/2005	(11) Tennessee ¹³	L	0-1
6/4/2005	(2) California ¹³	W	3-2 (12)
6/5/2005	(4) Texas ¹³	L	0-1 (11)

2006 (54-11, 15-6 Pac-10)

Date	(Ranking) Opponent	Result	Score (Innings)
2/10/2006	Cal State Northridge ⁴	W	9-0 (5)
2/10/2006	(15) Northwestern ⁴	W	8-0 (6)
2/11/2006	(4) Texas ⁴	W	1-0
2/11/2006	(6) Texas A&M ⁴	W	8-0 (5)
2/12/2006	New Mexico ⁴	W	9-1 (5)
2/12/2006	Cal State Fullerton ⁴	W	2-0
2/17/2006	Tennessee Tech ¹¹	W	5-1
2/17/2006	(18) Missouri ¹¹	W	4-0
2/18/2006	Texas Tech ¹¹	W	6-0
2/18/2006	North Carolina State ¹¹	W	6-0
2/19/2006	Pacific ¹¹	W	1-0
2/24/2006	Texas Tech ²³	W	3-1
2/24/2006	Texas A&M ²³	W	12-0 (5)
2/25/2006	Maryland ²³	W	8-1
2/25/2006	Ohio State ²³	W	5-1
2/26/2006	Texas ²³	L	0-1
3/3/2006	Sam Houston State ¹⁵	W	8-0 (5)
3/3/2006	Long Beach State ¹⁵	W	10-0 (5)
3/4/2006	Wichita State ¹⁵	W	11-1
3/4/2006	South Florida ¹⁵	W	10-0
3/5/2006	Long Beach State ¹⁵	W	11-0 (5)
3/10/2006	(18) Baylor	W	12-4 (5)
3/12/2006	(18) Baylor	W	2-1 (9)
3/12/2006	(18) Baylor	W	11-1 (6)
3/16/2006	UNLV ²	W	7-0
3/16/2006	(18) Texas A&M ²	L	0-1
3/18/2006	Cal State Northridge ²	W	9-0 (5)
3/18/2006	(6) Alabama ²	W	2-0
3/19/2006	(4) Texas ²	L	0-1 (9)

3/24/2006	(10) Louisiana-Lafayette	W	5-0
3/25/2006	(10) Louisiana-Lafayette	W	10-0
3/26/2006	(10) Louisiana-Lafayette	W	6-2
3/31/2006	@ (7) Oregon State	L	1-2
4/1/2006	@ Oregon	W	4-1
4/7/2006	(14) Washington	W	1-0
4/8/2016	(2) UCLA	L	1-2
4/9/2016	(2) UCLA	L	3-8
4/14/2006	@ (9) Arizona State	L	2-4 (10)
4/15/2006	@ (9) Arizona State	W	3-0
4/21/2006	@ (5) Stanford	W	4-1
4/22/2006	@ (6) California	W	4-2 (13)
4/23/2006	@ (6) California	L	1-5
4/28/2006	@ (1) UCLA	L	2-8
4/30/2006	@ (15) Washington	W	2-0
4/30/2006	@ (15) Washington	W	10-1
5/3/2006	(6) Arizona State	W	10-0
5/5/2006	(7) California	W	5-3
5/6/2006	(8) Stanford	W	3-2
5/7/2006	(8) Stanford	W	6-1
5/11/2006	Oregon	W	3-1
5/11/2006	Oregon	W	9-5
5/12/2006	(7) Oregon State	W	1-0
5/13/2006	(7) Oregon State	W	11-2
5/18/2006	Marist ¹⁰	W	9-0
5/19/2006	Ohio State ¹⁰	W	6-3
5/20/2006	(25) Auburn ¹⁰	W	4-2
5/26/2006	(10) LSU ²⁶	W	5-0
5/27/2006	(10) LSU ²⁶	L	2-3
5/27/2006	(10) LSU ²⁶	W	14-5 (5)
6/1/2006	(9) Oregon State ¹³	W	3-2 (9)
6/2/2006	(3) Texas ¹³	W	2-0
6/4/2006	(5) Tennessee ¹³	L	0-1
6/4/2006	(5) Tennessee ¹³	W	6-0
6/5/2006	(11) Northwestern ¹³	W	8-0
6/6/2006	(11) Northwestern ¹³	W	5-0

2007 (50-14, 15-5-1 Pac-10)

Date	(Ranking) Opponent	Result	Score (Innings)
2/9/2007	Ohio State ⁴	W	12-3 (5)
2/9/2007	Nevada ⁴	W	6-2
2/10/2007	Florida ⁴	L	1-3 (8)
2/10/2007	(4) Northwestern ⁴	W	4-3
2/11/2007	Wisconsin ⁴	W	4-1
2/11/2007	(13) Texas A&M ⁴	L	2-3
2/16/2007	Temple ¹¹	W	9-1 (5)
2/16/2007	Texas Tech ¹¹	W	1-0
2/17/2007	Virginia ¹¹	W	12-3 (6)
2/17/2007	Middle Tennessee State ¹¹	W	7-3
2/18/2007	Texas Tech ¹¹	W	8-1
2/23/2007	(2) Texas A&M	W	5-0
2/24/2007	(2) Texas A&M	L	3-4
2/25/2007	(2) Texas A&M	W	6-2
3/2/2007	Missouri	W	5-4
3/3/2007	Missouri	W	8-1
3/4/2007	Missouri	W	8-7
3/6/2007	Creighton	W	6-2
3/6/2007	Creighton	W	7-3
3/9/2007	@ (14) Baylor	W	3-0
3/10/2007	@ (14) Baylor	L	2-3
3/11/2007	@ (14) Baylor	L	2-3
3/15/2007	North Carolina State ²	W	2-0
3/15/2007	(6) Oklahoma ²	L	2-6
3/16/2007	Pacific ²	W	11-0
3/17/2007	(7) Michigan ²	W	2-1
3/18/2007	(16) Louisiana-Lafayette ²	W	9-0
3/18/2007	(6) Oklahoma ²	L	0-11 (5)
3/24/2007	New Mexico	W	13-0 (5)
3/24/2007	New Mexico	W	8-0 (5)
3/25/2007	New Mexico	W	11-3 (6)
3/30/2007	@ (16) Washington	W	6-0
3/31/2007	@ (14) UCLA	L	0-2
4/1/2007	@ (14) UCLA	W	11-2
4/6/2007	(9) Arizona State	W	1-0
4/7/2007	(9) Arizona State	W	1-0
4/13/2007	(12) Stanford	W	4-1
4/14/2007	California	W	6-4
4/15/2007	California	W	5-2
4/18/2007	@ (9) Arizona State	L	3-6
4/20/2007	(14) Oregon State	W	3-1
4/21/2007	(15) Oregon	W	4-1
4/22/2007	(15) Oregon	W	9-1 (6)
4/27/2007	@ California	W	6-0
4/28/2007	@ (17) Stanford	L	2-3
4/29/2007	@ (17) Stanford	T	0-0 (12)
5/4/2007	@ (20) Oregon	W	6-2
5/5/2007	@ (16) Oregon State	W	10-1 (5)
5/6/2007	@ (16) Oregon State	W	2-0
5/10/2007	(14) UCLA	L	4-7
5/11/2007	(11) Washington	L	1-5
5/12/2007	(11) Washington	W	5-4 (8)

2014 ARIZONA SOFTBALL MEDIA GUIDE

5/18/2007	Howard ¹⁰	W	9-0 (5)
5/19/2007	Mississippi State ¹⁰	W	8-0
5/20/2007	Pacific ¹⁰	W	7-0
5/26/2007	Cal State Fullerton ²⁶	W	11-6
5/27/2007	Cal State Fullerton ²⁶	W	2-1
5/31/2007	(8) Baylor ¹³	W	2-1 (6)
6/1/2007	(5) Tennessee ¹³	L	0-1
6/2/2007	(14) DePaul ¹³	W	3-0
6/3/2007	(6) Washington ¹³	W	2-0
6/3/2007	(6) Washington ¹³	W	8-1
6/4/2007	(5) Tennessee ¹³	L	0-3
6/5/2007	(5) Tennessee ¹³	W	1-0 (10)
6/6/2007	(5) Tennessee ¹³	W	5-0

2008 (41-19, 13-8 Pac-10)

Date	(Ranking) Opponent	Result	Score (Innings)
2/16/2008	(6) Northwestern ⁴	L	5-8
2/16/2008	(3) Texas A&M ⁴	L	2-3
2/17/2008	Nevada ⁴	L	0-1
2/17/2008	Southern Utah ⁴	W	8-0 (5)
2/17/2008	Southern Utah ⁴	W	11-3 (6)
2/22/2008	San Diego State ²³	L	1-2
2/22/2008	(10) Baylor ²³	W	12-0 (5)
2/23/2008	Massachusetts ²³	W	4-2 (13)
2/23/2008	Long Island University ²³	W	4-0
2/24/2008	(6) LSU ²³	W	7-4
2/29/2008	South Florida ¹⁵	W	12-0 (5)
2/29/2008	Iowa State ¹⁵	W	7-1
3/1/2008	Illinois - Chicago ¹⁵	W	18-3 (5)
3/1/2008	(24) Virginia Tech ¹⁵	W	4-3 (12)
3/2/2008	New Mexico State ¹⁵	W	9-1 (6)
3/6/2008	Creighton ¹¹	W	6-0
3/7/2008	La Salle ¹¹	W	18-2
3/7/2008	Creighton ¹¹	W	15-1 (5)
3/8/2008	La Salle ¹¹	W	16-0 (5)
3/8/2008	Creighton ¹¹	L	1-2
3/14/2008	New Mexico	W	8-1
3/15/2008	New Mexico	W	8-0 (5)
3/18/2008	@ Texas El Paso	L	6-9
3/18/2008	@ Texas El Paso	W	8-2
3/20/2008	(14) DePaul ²	W	11-0
3/21/2008	Florida State ²	W	13-2 (6)
3/21/2008	(6) Michigan ²	L	0-2
3/22/2008	(16) Louisiana-Lafayette ²	W	2-0
3/22/2008	Cal State Fullerton ²	L	1-2
3/26/2008	Marshall	W	9-1 (5)
3/26/2008	Marshall	W	11-5
3/28/2008	@ (5) Stanford	W	4-1 (8)
3/29/2008	@ (23) California	L	1-3
3/30/2008	@ (23) California	W	5-2
4/4/2008	@ Oregon State	W	6-0
4/5/2008	@ Oregon	W	5-1
4/6/2008	@ Oregon	L	2-3
4/9/2008	(1) Arizona State	L	1-8
4/11/2008	(23) Washington	W	5-4 (8)
4/12/2008	(4) UCLA	W	8-0 (6)
4/13/2008	(4) UCLA	L	1-2
4/18/2008	@ (2) Arizona State	L	0-2
4/19/2008	@ (2) Arizona State	L	8-9
4/25/2008	Oregon	L	1-2
4/26/2008	Oregon State	W	7-6
4/27/2008	Oregon State	W	13-1 (5)
5/2/2008	@ (4) UCLA	L	1-2
5/3/2008	@ (23) Washington	W	3-0
5/4/2008	@ (23) Washington	W	3-0
5/8/2008	(23) California	W	2-0
5/9/2008	(8) Stanford	W	8-0 (6)
5/10/2008	(8) Stanford	W	6-1
5/17/2008	Canisius ¹⁰ (Hempstead)	W	11-0 (5)
5/17/2008	Hofstra ¹⁰ (Hempstead)	W	10-0 (5)
5/18/2008	Hofstra ¹⁰ (Hempstead)	W	5-0
5/23/2008	(7) Oklahoma ²⁶	W	3-1
5/24/2008	(7) Oklahoma ²⁶	L	0-2
5/24/2008	(7) Oklahoma ²⁶	W	5-2
5/29/2008	(5) UCLA ¹³	L	0-1
5/31/2008	(3) Alabama ¹³	L	1-5

2009 (46-17, 13-7 Pac-10)

Date	(Ranking) Opponent	Result	Score (Innings)
2/6/2009	Kansas ⁴	L	1-5
2/6/2009	Texas El Paso ⁴	W	8-5
2/7/2009	(9) Northwestern ⁴	L	1-3
2/7/2009	(23) Nevada ⁴	W	7-2
2/12/2009	Marshall ²¹	W	10-4
2/13/2009	@ South Florida ²¹	W	7-2 (8)
2/14/2009	Illinois ²¹	W	7-4
2/14/2009	@ South Florida ²¹	W	6-4
2/15/2009	Hofstra ²¹	W	10-0 (5)
2/20/2009	North Dakota State ¹¹	W	10-0 (5)
2/20/2009	Utah ¹¹	W	16-1 (5)
2/21/2009	Utah ¹¹	W	12-1 (5)
2/21/2009	North Dakota State ¹¹	W	9-2

2/22/2009	North Dakota State ¹¹	W	12-0 (5)
2/22/2009	Utah ¹¹	W	6-1
2/27/2009	@ (21) Texas A&M	L	5-6 (9)
2/28/2009	@ (21) Texas A&M	W	9-4
3/1/2009	@ (21) Texas A&M	L	4-5 (8)
3/4/2009	Texas El Paso ¹⁵	W	20-1 (5)
3/4/2009	Texas El Paso ¹⁵	W	5-2
3/6/2009	Minnesota ¹⁵	W	10-4
3/6/2009	Minnesota ¹⁵	W	20-3 (5)
3/7/2009	Creighton ¹⁵	L	0-6
3/7/2009	Creighton ¹⁵	W	19-2 (5)
3/8/2009	Saint Joseph's ¹⁵	W	14-5 (5)
3/8/2009	Saint Joseph's ¹⁵	W	20-1 (5)
3/10/2009	Simon Fraser	W	9-1 (5)
3/10/2009	Simon Fraser	W	11-0 (5)
3/13/2009	Texas ²	W	6-5
3/13/2009	New Mexico ²	W	9-1 (5)
3/14/2009	Penn State ²	L	6-9
3/14/2009	Notre Dame ²	W	10-1 (5)
3/15/2009	(10) Michigan ²	L	1-4
3/18/2009	@ New Mexico State	W	8-5
3/18/2009	@ New Mexico State	W	10-5
3/27/2009	Oregon State	W	12-9
3/18/2009	Oregon	W	11-3 (5)
3/29/2009	Oregon	W	7-6
4/3/2009	@ (3) Washington	L	0-6
4/4/2009	@ (5) UCLA	W	9-2
4/5/2009	@ (5) UCLA	L	2-3
4/10/2009	(5) Arizona State	W	10-8
4/17/2009	(2) Stanford	W	12-4 (6)
4/18/2009	(14) California	W	11-2 (5)
4/19/2009	(14) California	W	7-5
4/24/2009	(2) UCLA	L	1-2
4/25/2009	(3) Washington	L	1-4
4/26/2009	(3) Washington	W	11-0 (5)
4/29/2009	@ (5) Arizona State	W	3-2
4/29/2009	@ (6) Arizona State	W	10-6
5/2/2009	@ (3) Stanford	L	3-4
5/3/2009	@ (3) Stanford	L	1-2
5/7/2009	@ Oregon	L	1-2 (10)
5/8/2009	@ Oregon State	W	10-0 (5)
5/9/2009	@ Oregon State	W	12-2
5/15/2009	Tennessee Martin ¹⁰ (Louisville)	W	9-3
5/16/2009	@ (18) Louisville ¹⁰	W	18-4 (5)
5/17/2009	Purdue ¹⁰ (Louisville)	W	4-2
5/21/2009	@ (5) Stanford ²⁶	L	4-6
5/22/2009	@ (5) Stanford ²⁶	W	7-3
5/22/2009	@ (5) Stanford ²⁶	W	6-5
5/28/2009	(1) Florida ¹³	L	0-3
5/30/2009	(4) Alabama ¹³	L	0-14 (5)

2010 (52-14, 13-8 Pac-10)

Date	(Ranking) Opponent	Result	Score (Innings)
2/12/2010	Western Michigan ⁴	W	13-0 (5)
2/12/2010	Purdue ⁴	W	10-0 (5)
2/13/2010	(15) Northwestern ⁴	W	4-3
2/13/2010	North Dakota State ⁴	W	6-0
2/14/2010	Nevada ⁴	W	10-5
2/14/2010	Cal State Fullerton ⁴	W	8-1
2/21/2010	(6) Missouri	W	5-0
2/21/2010	(6) Missouri	L	5-10
2/26/2010	Brigham Young ²³	W	8-0 (5)
2/26/2010	(19) Fresno State ²³	W	11-0 (5)
2/27/2010	Hawaii ²³	W	8-3
2/28/2010	Baylor ²³	W	3-2
2/28/2010	Cal Poly ²³	W	7-3
3/3/2010	New Mexico State	W	8-0 (5)
3/3/2010	New Mexico State	W	9-0 (5)
3/4/2010	Northern Iowa	W	4-1
3/7/2010	Saint John's	W	13-5 (5)
3/11/2010	Saint John's	W	13-0 (5)
3/12/2010	Northern Colorado ¹¹	W	12-0 (5)
3/12/2010	Illinois - Chicago ¹¹	W	8-0 (5)
3/13/2010	Saint John's ¹¹	W	16-1 (5)
3/13/2010	Creighton ¹¹	W	6-0
3/14/2010	Minnesota ¹¹	W	12-0 (5)
3/18/2010	(24) Louisville ²	W	11-3
3/18/2010	(4) Michigan ²	L	0-1 (8)
3/19/2010	(11) Oklahoma ²	W	4-3
3/20/2010	New Mexico ²	W	9-3
3/21/2010	Virginia ²	L	1-2
3/26/2010	@ New Mexico	W	8-0 (5)
3/27/2010	@ New Mexico	W	10-2 (6)
3/28/2010	@ New Mexico	W	14-0 (5)
4/1/2010	@ (7) Arizona State	W	12-6
4/2/2010	@ (7) Arizona State	L	1-11 (5)
4/3/2010	@ (7) Arizona State	W	14-2 (5)
4/7/2010	Texas El Paso	W	8-0 (5)
4/7/2010	Texas El Paso	W	10-0 (5)
4/9/2010	@ (1) Washington	L	1-2
4/10/2010	@ (1) Washington	L	0-7
4/11/2010	@ (1) Washington	L	3-9

4/16/2010	(8) Stanford	W	3-2
4/17/2010	(8) Stanford	W	10-2 (6)
4/18/2010	(8) Stanford	W	5-4
4/23/2010	Oregon State	W	20-1 (5)
4/24/2010	Oregon State	W	8-0 (5)
4/25/2010	Oregon State	W	9-1 (5)
4/30/2010	@ (13) California	W	8-0 (5)
5/1/2010	@ (13) California	W	4-2 (9)
5/2/2010	@ (13) California	L	0-8 (6)
5/7/2010	@ (22) Oregon	W	8-3
5/8/2010	@ (22) Oregon	L	1-2 (11)
5/9/2010	@ (22) Oregon	W	11-0 (5)
5/13/2010	(5) UCLA	L	5-6 (8)
5/14/2010	(5) UCLA	W	5-3
5/15/2010	(5) UCLA	L	4-6
5/21/2010	Cornell ¹⁰	W	9-0 (5)
5/22/2010	Hofstra ¹⁰	W	6-0
5/23/2010	Hofstra ¹⁰	W	10-6 (12)
5/28/2010	Brigham Young ²⁶	W	2-1
5/29/2010	Brigham Young ²⁶	W	10-2 (5)
6/3/2010	(15) Tennessee ¹³	L	0-9 (5)
6/5/2010	(3) Washington ¹³	W	4-3
6/5/2010	(16) Hawaii ¹³	W	5-1
6/6/2010	(15) Tennessee ¹³	W	8-0 (5)
6/6/2010	(15) Tennessee ¹³	W	5-2
6/7/2010	(5) UCLA ¹³	L	5-6 (8)
6/8/2010	(5) UCLA ¹³	L	9-15

2011 (43-18, 11-10 Pac-10)

Date	Opponent	Result	Score (Innings)
2/10/2011	Indiana ⁴	W	4-0
2/11/2011	Nebraska ⁴	W	6-1
2/11/2011	Utah ⁴	W	8-3
2/12/2011	(9) Oklahoma ⁴	L	1-11 (5)
2/12/2011	(21) Texas A&M ⁴	W	6-3
2/13/2011	Cal Poly ⁴	W	14-0 (5)
2/18/2011	Texas A&M - CC ¹⁵	W	15-0 (5)
2/19/2011	Drake ¹⁵	W	5-3
2/19/2011	Kennesaw State ¹⁵	W	8-0 (5)
2/20/2011	Texas A&M - CC ¹⁵	W	9-1 (5)
2/20/2011	Pacific ¹⁵	W	8-6
2/25/2011	(20) LSU ²³	W	4-1
2/26/2011	(1) Georgia ²³	L	0-8 (5)
2/26/2011	Virginia ²³	W	9-3
2/27/2011	Loyola Marymount ²³	W	6-0
2/27/2011	San Diego State ²³	W	5-0
3/4/2011	Portland State ¹¹	W	8-0 (5)
3/4/2011	Utah State ¹¹	W	11-3 (6)
3/5/2011	Idaho State ¹¹	W	5-3
3/5/2011	Minnesota ¹¹	W	10-1 (5)
3/6/2011	Cal Riverside ¹¹	W	8-0 (5)
3/9/2011	Creighton	W	8-0 (6)
3/11/2011	(23) Baylor	L	0-6
3/12/2011	(23) Baylor	W	9-7
3/13/2011	(23) Baylor	L	2-3
3/15/2011	@ New Mexico State	W	7-2
3/15/2011	@ New Mexico State	W	7-5 (8)
3/17/2011	(9) Oklahoma ²	L	3-5
3/17/2011	(19) Louisiana-Lafayette ²	W	10-2 (5)
3/18/2011	(5) Michigan ²	L	0-8
3/19/2011	DePaul ²	W	7-1
3/19/2011	San Jose State ²	W	14-6 (6)
3/25/2011	Cal State Northridge	W	8-0 (5)
3/26/2011	Cal State Northridge	W	10-1 (5)
3/27/2011	Cal State Northridge	W	16-5 (5)
4/1/2011	@ (12) Stanford	W	8-0 (5)
4/2/2011	@ (12) Stanford	W	6-1
4/3/2011	@ (12) Stanford	W	2-0
4/8/2011	@ Oregon State	L	1-3
4/9/2011	@ Oregon State	W	4-1
4/9/2011	@ Oregon State	W	6-3
4/15/2011	(7) Washington	L	0-3
4/16/2011	(7) Washington	W	13-5 (5)
4/17/2011	(7) Washington	W	6-1
4/21/2011	(2) Arizona State	L	0-4
4/22/2011	(2) Arizona State	L	10-13
4/23/2011	(2) Arizona State	L	3-8
4/29/2011	(19) Oregon	L	0-2
4/30/2011	(19) Oregon	L	6-12
5/1/2011	(19) Oregon	W	7-6
5/6/2011	@ (12) UCLA	W	5-1
5/7/2011	@ (12) UCLA	W	7-1
5/8/2011	@ (12) UCLA	L	1-5
5/12/2011	(6) California	W	2-1 (10)
5/13/2011	(6) California	L	4-9
5/14/2011	(6) California	L	3-6
5/20/2011	Harvard ¹⁰	W	10-0 (6)
5/21/2011	New Mexico State ¹⁰	W	8-0
5/22/2011	Texas Tech ¹⁰	W	10-2 (6)
5/28/2011	(13) Oklahoma ²⁶	L	2-5
5/29/2011	(13) Oklahoma ²⁶	L	0-6

2014 ARIZONA SOFTBALL MEDIA GUIDE

2012 (38-17, 12-12 Pac-12)

Date	Opponent	Result	Score (Innings)
2/9/2012	McNeese State ⁴	W	8-1
2/10/2012	Georgia Tech ⁴	L	1-2
2/10/2012	(21) Nebraska ⁴	L	10-11
2/11/2012	Syracuse ⁴	W	11-1 (5)
2/11/2012	(17) Texas A&M ⁴	L	4-5
2/12/2012	Cal State Northridge ⁴	W	8-0 (6)
2/17/2012	Alabama Birmingham ¹⁵	W	7-0
2/17/2012	North Dakota ¹⁵	W	14-2 (5)
2/18/2012	Western Kentucky ¹⁵	W	6-4
2/18/2012	Southern Utah ¹⁵	W	9-1 (5)
2/19/2012	Southern Utah ¹⁵	W	8-0 (5)
2/23/2012	Fresno State ²³	W	9-0 (6)
2/23/2012	(13) Georgia ²³	L	0-3
2/24/2012	(21) Oklahoma State ²³	W	8-0 (6)
2/25/2012	Fordham ²³	W	3-2
2/25/2012	Syracuse ²³	W	5-0
2/26/2012	Long Beach State ²³	W	4-0
3/2/2012	College of Charleston	W	9-0 (5)
3/3/2012	College of Charleston	W	8-0 (5)
3/4/2012	College of Charleston	W	5-0
3/9/2012	@ (15) Baylor	Rained Out	
3/10/2012	@ (15) Baylor	Rained Out	
3/11/2012	@ (15) Baylor	Rained Out	
3/16/2012	UC Davis ²	W	8-0 (6)
3/16/2012	Iowa ²	W	6-1
3/17/2012	Brigham Young ²	Rained Out	
3/17/2012	(10) Louisiana ²	Rained Out	
3/18/2012	(24) DePaul ²	Rained Out	
3/21/2012	New Mexico State	L	5-9
3/21/2012	New Mexico State	W	6-3
3/23/2012	@ (5) Arizona State	L	2-4 (8)
3/24/2012	@ (5) Arizona State	L	6-9
3/25/2012	@ (5) Arizona State	L	6-7
3/27/2012	San Diego State	W	8-0 (5)
3/28/2012	San Diego State	W	8-6 (8)
3/30/2012	(13) Stanford	L	1-4
3/31/2012	(13) Stanford	W	9-1 (5)
4/1/2012	(13) Stanford	W	3-1
4/5/2012	@ (4) Washington	W	2-0
4/6/2012	@ (4) Washington	W	5-3
4/7/2012	@ (4) Washington	L	5-7
4/10/2012	Utah	W	8-0 (6)
4/10/2012	Utah	W	3-1
4/11/2012	Utah	W	4-2
4/13/2012	@ (1) California	L	0-2
4/14/2012	@ (1) California	W	8-3
4/15/2012	@ (1) California	L	0-6
4/18/2012	New Mexico	W	8-1
4/18/2012	New Mexico	W	5-0
4/27/2012	(16) Oregon	L	7-11
4/28/2012	(16) Oregon	L	7-12
4/29/2012	(16) Oregon	W	5-4 (8)
5/4/2012	@ (17) UCLA	L	4-10
5/5/2012	@ (17) UCLA	L	2-7
5/6/2012	@ (17) UCLA	W	7-6
5/10/2012	Oregon State	W	12-4 (6)
5/11/2012	Oregon State	L	0-4
5/12/2012	Oregon State	W	3-1
5/18/2012	North Dakota State ¹⁰	W	11-0 (5)
5/19/2012	Notre Dame ¹⁰	W	7-2
5/20/2012	Notre Dame ¹⁰	W	8-3
5/25/2012	@ (4) Oklahoma ²⁶	L	0-6
5/26/2012	@ (4) Oklahoma ²⁶	L	1-7

2013 (33-26, 9-15 Pac-12)

Date	Opponent	Result	Score (Innings)
2/8/2013	Northwestern ⁴	W	4-3
2/8/2013	Bradley ⁴	L	1-2
2/9/2013	Cal Poly ⁴	W	10-3
2/9/2013	San Diego State ⁴	W	3-2
2/10/2013	(14) Florida ⁴	L	3-14
2/15/2013	Nebraska ¹⁵	W	1-0
2/15/2013	Drake ¹⁵	W	5-3
2/16/2013	Southern Utah ¹⁵	W	6-3
2/16/2013	Purdue ¹⁵	W	5-4
2/17/2013	Utah State ¹⁵	W	13-1 (5)
2/21/2013	(2) Oklahoma ²³	L	0-5
2/21/2013	Long Beach State ²³	W	4-3
2/22/2013	Ohio State ²³	L	0-6
2/22/2013	Loyola Marymount ²³	W	5-3
2/23/2013	(11) LSU ²³	L	0-3
3/1/2013	UC Riverside ¹¹	W	12-2 (5)
3/1/2013	Boston ¹¹	W	6-3
3/2/2013	Boston ¹¹	W	4-1
3/2/2013	Portland State ¹¹	W	12-3 (5)
3/3/2013	Portland State ¹¹	W	8-1
3/7/2013	Boise State	W	9-5
3/9/2013	Boise State	W	14-4 (5)
3/9/2013	Boise State	W	10-2 (5)
3/14/2013	Virginia Tech ²	L	2-9
3/14/2013	Notre Dame ²	W	2-0
3/15/2013	Penn State ²	W	10-2 (5)
3/15/2013	(15) Michigan ²	L	1-9 (6)
3/16/2013	(1) Oklahoma ²	L	0-4

3/23/2013	(17) Washington	L	1-7
3/24/2013	(17) Washington	W	7-4
3/25/2013	(17) Washington	L	3-8
3/28/2013	@ Utah	W	6-4
3/29/2013	@ Utah	W	6-5 (11)
3/30/2013	@ Utah	L	4-8
4/2/2013	(5) California	L	2-6
4/2/2013	(5) California	L	1-5
4/3/2013	(5) California	W	7-3
4/6/2013	UC Santa Barbara	W	12-2 (5)
4/7/2013	UC Santa Barbara	W	9-0 (5)
4/9/2013	@ New Mexico State	L	2-3
4/9/2013	@ New Mexico State	W	8-1
4/12/2013	@ (6) Oregon	L	3-5
4/13/2013	@ (6) Oregon	L	0-8
4/14/2013	@ (6) Oregon	L	0-9 (5)
4/18/2013	(18) UCLA	W	8-6 (10)
4/19/2013	(18) UCLA	L	3-13
4/20/2013	(18) UCLA	L	1-9 (6)
4/26/2013	@ Oregon State	L	1-2
4/27/2013	@ Oregon State	L	1-2
4/28/2013	@ Oregon State	L	1-2 (8)
5/3/2013	(3) Arizona State	W	10-9
5/4/2013	(3) Arizona State	W	6-4
5/5/2013	(3) Arizona State	L	6-7
5/9/2013	@ (13) Stanford	W	5-3
5/10/2013	@ (13) Stanford	L	0-2
5/11/2013	@ (13) Stanford	W	4-3 (9)
5/17/2013	(18) Baylor ¹⁰ (College Station)	L	0-7
5/18/2013	Penn ¹⁰ (College Station)	W	3-2 (8)
5/18/2013	(18) Baylor ¹⁰ (College Station)	L	4-8

Tournament (Alternate names)	Location	Record	Years Competed
¹ Oklahoma Sooner Invitational	Norman, Okla.	9-5	1984, 85
² Judi Garman Classic (CSFU Pony Invitational, Pony-Lousville Slugger, Kia Classic)	Fullerton, Calif.	120-49	1984-2012
³ UOP Tournament (Libby Mason Invitational)	Stockton, Calif.	18-4	1984, 86, 87
⁴ Kajikawa Classic (ASU Invitational, Coca Cola Classic, Fiesta Bowl Classic)	Tempe, Ariz.	111-20	1985, 88, 90-2013
⁵ Tri Arc Invitational	Salt Lake City, Utah	2-3	1985
⁶ Roadrunner Invitational	Las Cruces, N.M.	41-7	1986-92
⁷ Arizona Classic	Tucson, Ariz.	93-9	1987, 89-96, 98-2005
⁸ Houston Classic	Houston, Texas	8-2	1987, 91
⁹ SW Diamond Classic	Albuquerque, N.M.	15-2	1987, 90, 94
¹⁰ NCAA Regional	(host site)	79-8	1987-2012
¹¹ Wildcat Invitational	Tucson, Ariz.	89-3	1988, 96-2011, 13
¹² Utah/Utah State Classic	Logan, Utah	12-1	1988, 89
¹³ Women's College World Series	(host site)	61-32	1988-2003, 05-10
¹⁴ National Invitational	San Jose, Calif.	5-1	1989
¹⁵ Hillenbrand Invitational	Tucson, Ariz.	84-3	1994-2004, 06, 08, 09, 11-13
¹⁶ Texas A&M Tournament	College Station, Texas	6-0	1995
¹⁷ Louisiana Classic	Lafayette, La.	5-0	1997
¹⁸ Florida Louisville Slugger Invitational	Gainesville, Fla.	4-0	1998
¹⁹ Texas Softball Tournament	Austin, Texas	4-1	1999
²⁰ Bama Bash	Tuscaloosa, Ala.	6-0	2000
²¹ USF Wilson Tournament	Tampa, Fla.	14-0	2001, 03, 09
²² Red Raider Classic	Lubbock, Texas	5-0	2003
²³ Mary Nutter Collegiate Classic (Cathedral City Classic)	Palm Springs, Calif.	29-7	2004, 06, 08, 10-13
²⁴ Compass Bank Invitational	Waco, Texas	4-0	2005
²⁵ UNLV Tournament	Las Vegas, Nev.	5-0	2005
²⁶ NCAA Super Regional	(host site)	12-7	2005-12

Total Tournament Record: 836-160 (.839)

2014 ARIZONA SOFTBALL MEDIA GUIDE

RECORD VS. OPPONENT

Adelphi	2-0	Kent State	1-0	Saint John's	3-0
Akron	1-0	Kentucky	2-0	Saint Joseph's	2-0
Alabama	10-2	La Salle	2-0	Saint Mary's	2-0
Alababma Birmingham	1-0	Lehigh	1-0	Saint Peter's	2-0
Arizona State	88-46-1	Long Beach State	25-9	Sam Houston State	4-0
Arkansas	1-0	Long Island University	2-0	San Diego	2-0
Auburn	3-0	Louisiana-Lafayette	15-2	San Diego State	20-6
Baylor	14-6	Louisiana-Monroe	1-0	San Francisco	5-0
Birmingham Southern	1-0	Louisiana Tech	4-1	San Jose State	5-0
Boise State	3-0	Louisville	3-0	Simon Fraser	3-0
Boston College	3-0	Loyola Marymount	2-0	South Carolina	5-3
Boston University	4-0	LSU	8-2	South Florida	9-0
Bowling Green	3-0	Marist	1-0	Southern Illinois	2-0
Bradley	0-1	Marshall	4-0	Southern Mississippi	3-1
Brigham Young	5-0	Maryland	4-1	Southern Utah	10-0
Cal Poly	3-0	Massachusetts	7-0	Southwest Louisiana	4-1
Cal Poly Pomona	9-3	McNeese State	6-0	Southwest Texas State	8-0
Cal Riverside	1-0	Metro	1-0	Stanford	63-10-1
Cal State Fullerton	25-20	Miami (Ohio)	1-0	Syracuse	2-0
Cal State Northridge	25-6	Michigan	9-7	Temple	1-0
California	70-28	Middle Tennessee State	2-0	Tennessee	11-5
Canisius	3-0	Minnesota	20-2	Tennessee-Chatanooga	2-0
Central Michigan	4-0	Mississippi	1-0	Tennessee Martin	1-0
College of Charleston	3-0	Mississippi State	2-1	Tennessee Tech	2-0
Colorado State	14-0	Missouri	10-2	Texas	10-7
Columbia	1-0	Nebraska	14-3	Texas-Arlington	2-0
Connecticut	1-0	Nevada	7-2	Texas-San Antonio	2-0
Cornell	1-0	New Mexico	29-1	Texas A&M	25-12
Creighton	12-2	New Mexico Highlands	1-0	Texas A&M-Corpus Christi	2-0
Dayton	1-0	New Mexico State	49-5	Texas El Paso	7-1
DePaul	10-3	Niagara	1-0	Texas San Antonio	2-0
Drake	7-0	Nicholls State	1-0	Texas State	1-0
East Carolina	1-0	North Carolina	4-0	Texas Tech	11-2
Eastern Michigan	6-0	North Carolina State	3-0	Toledo	5-1
Evansville	1-0	North Dakota	1-0	Troy State	1-0
Florida	5-3	North Dakota State	5-0	Tulsa	2-0
Florida Atlantic	2-0	North Texas	1-0	U.S. International	10-4
Florida International	1-0	Northeast Louisiana	2-1	UC Davis	1-0
Florida State	13-0	Northern Arizona	13-1	UC Riverside	1-0
Fordham	1-0	Northern Colorado	1-0	UC Santa Barbara	14-1
Fresno State	37-12	Northern Illinois	2-1	UCLA	55-68
Furman	1-0	Northern Iowa	4-0	UNLV	5-2
Georgia	3-2	Northwestern	16-2	Utah	26-7
Georgia State	2-0	Northwestern State	6-0	Utah State	14-8
Georgia Tech	2-1	Notre Dame	9-0	Virginia	3-1
Harvard	1-0	Ohio	1-0	Virginia Tech	1-1
Hawaii	13-0	Ohio State	12-3	Washington	61-26
Hofstra	5-0	Oklahoma	25-17	Weber State	0-2
Howard	1-0	Oklahoma State	16-9	Western Kentucky	1-0
Idaho State	1-0	Oregon	80-20	Western Michigan	8-0
Illinois	3-0	Oregon State	88-13	Western New Mexico	4-0
Illinois-Chicago	13-0	Pacific	15-3	Wichita State	7-0
Illinois State	4-0	Penn	1-0	Wisconsin	2-1
Indiana	4-2	Penn State	9-2		
Indiana State	1-0	Portland State	3-0		
Iowa	7-0	Princeton	1-0		
Iowa State	8-0	Purdue	3-0		
Kansas	12-1	Rider	1-0		
Kansas State	1-1	Rutgers	1-0		
Kennesaw State	1-0	Sacramento State	1-0		

2014 ARIZONA SOFTBALL MEDIA GUIDE

NCAA Record: 152-47; WCWS: 61-32; Regionals: 79-8; Super Regionals 12-7

1987 **At-Large Regional, Tempe Arizona:**

Arizona State 4, Arizona 3
Arizona State 5, Arizona 0

1988 **Midwest Regional, Tucson, Ariz.:**

Arizona 5, Minnesota 0
South Carolina 1, Arizona 0
Arizona 1, South Carolina 0
Arizona 4, South Carolina 3

College World Series, San Jose:

Arizona 1, Adelphi 0
Arizona 4, Cal Poly-Pomona 1
UCLA 5, Arizona 0
Fresno State 4, Arizona 0

1989 **Region 6, Tempe, Ariz.:**

Arizona 8, Utah State 3
Arizona 3, Arizona State 2 (8 innings)
Arizona 3, Arizona State 0

College World Series, San Jose:

Arizona 12, Fresno State 0 (5 innings)
Oklahoma State 4, Arizona 0 (8 innings)
Arizona 4, Oregon 0
UCLA 3, Arizona 0

1990 **Region 3, Tucson, Ariz.:**

Arizona State 1, Arizona 0
Arizona 1, Arizona State 0
Arizona 9, Arizona State 5

College World Series, Oklahoma City:

Oklahoma State 3, Arizona 0
Fresno State 1, Arizona 0

1991 **Region 4, Tempe Ariz.:**

Arizona 4, Arizona State 2
Arizona 4, Arizona State 0

College World Series, Oklahoma City:

Arizona 1, UNLV 0 (13 innings)
Arizona 1, UCLA 0 (9 innings)
Arizona 1, LBSU 0 (8 innings)
Fresno State 1, Arizona 0 (8 innings)
Arizona 5, UCLA 1 - TITLE GAME

1992 **Region 2, Tucson, Ariz.:**

Arizona 1, Michigan 0
Arizona 8, Michigan 0

College World Series, Oklahoma City:

Long Beach State 1, Arizona 0
Arizona 1, Kansas 0 (17 innings)
Arizona 2, California 1
Arizona 1, Fresno State 0
UCLA 1, Arizona 0 - TITLE GAME

1993 **Region 3, Tucson, Ariz.:**

Arizona 1, Arizona State 0
Arizona 7, Arizona State 2

College World Series, Oklahoma City:

Arizona 6, Long Beach State 0
Arizona 2, Southwestern La. 1 (10 innings)
Arizona 1, Oklahoma State 0
Southwestern La. 1, Arizona 0
Arizona 1, UCLA 0 - TITLE GAME

1994 **Region 1, Tucson, Ariz.:**

Arizona 7, Canisius 0
Arizona 5, Texas A&M 0
Arizona 6, Texas A&M 0

College World Series, Oklahoma City:

Arizona 8, Illinois-Chicago 0 (5 innings)
Arizona 3, Fresno State 0
Arizona 5, UCLA 2
Arizona 4, CSUN 0 - TITLE GAME

1995 **Tucson, Ariz., Regional:**

Arizona 8, Ohio Univ. 0 (5 innings)
Arizona 9, Nebraska 1 (6 innings)
Arizona 15, Florida State 0 (5 innings)

College World Series, Oklahoma City:

Arizona 9, Princeton 1 (5 innings)
Arizona 11, CS-Fullerton 0 (5 innings)
Arizona 8, UNLV 0 (6 innings)
UCLA 4, Arizona 2 - TITLE GAME

1996 **Tallahassee, Fla., Regional:**

Arizona 8, Troy State 0 (5 innings)
Arizona 9, Florida State 6
Arizona 10, Florida State 3

College World Series, Columbus, Ga.

Arizona 5, Iowa 2
Arizona 4, UCLA 0
Arizona 10, Iowa 2 (6 innings)
Arizona 6, Washington 4 - TITLE GAME

1997 **Tucson, Ariz., Regional:**

Arizona 11, Rider 2 (5 innings)
Arizona 2, Nebraska 0
Arizona 5, Nebraska 1

College World Series, Oklahoma City:

Arizona 2, Massachusetts 1
Arizona 2, UCLA 0
Fresno State 3, Arizona 0
Arizona 6, Fresno State 3
Arizona 10, UCLA 2 (5 innings) - TITLE GAME

1998 **Tucson, Ariz. Regional:**

Arizona 14, Niagara 0 (5 innings)
Arizona 10, Pacific 0 (5 innings)
Arizona 7, Pacific 0

College World Series, Oklahoma City:

Arizona 1, Oklahoma State 0
Arizona 8, Washington 0 (5 innings)
Arizona 5, Oklahoma State 0
Fresno State 1, Arizona 0 - TITLE GAME

1999 **Tucson, Ariz. Regional:**

Arizona 9, East Carolina 1 (5 innings)
Arizona 8, Southwest Texas State 0
Maryland 7, Arizona 3
Arizona 6, Kansas 1

Arizona 10, Maryland 0 (5 innings)
Arizona 8, Maryland 0 (5 innings)

College World Series, Oklahoma City:

Arizona 3, California 0
Washington 3, Arizona 0
DePaul 1, Arizona 0

2000 **Tucson, Ariz. Regional:**

Arizona 8, Middle Tennessee 0 (6 innings)
Arizona 10, Massachusetts 0 (6 innings)
Arizona 13, Nebraska 0 (5 innings)
Arizona 5, Nebraska 0

College World Series, Oklahoma City:

Southern Mississippi 1, Arizona 0
Arizona 6, California 0
Arizona 4, Washington 2
Oklahoma 1, Arizona 0

2001 **Tucson, Ariz. Regional:**

Arizona 4, Saint Peter's 2
Arizona 8, Texas Tech 0 (6 innings)
Arizona 5, CS Fullerton 4
Arizona 6, Southwest Texas State 2

College World Series, Oklahoma City:

Arizona 3, California 2
Arizona 5, Oklahoma 4
Arizona 1, Stanford 0
Arizona 1, UCLA 0 - TITLE GAME

2002 **Region 2, Minneapolis:**

Arizona 4, Boston University 1
Arizona 4, Penn State 3
Arizona 2, DePaul 0
DePaul 6, Arizona 0

Arizona 8, DePaul 0 (5 innings)

College World Series, Oklahoma City:

Arizona 1, Nebraska 0
Arizona 1, Arizona State 0
Arizona 6, Florida State 2 (11 innings)
California 6, Arizona 0 - TITLE GAME

2003 **Region 1, Tucson, Ariz.:**

Arizona 11, Colorado State 1
Arizona 4, Minnesota 0
Arizona 3, Texas A&M 0
Arizona 10, Texas A&M 5

College World Series, Oklahoma City:

Arizona 3, Alabama 2
Arizona 2, Washington 1
California 2, Arizona 1
California 4, Arizona 1

2004 **Region 1, Tucson, Ariz.:**

Arizona 2, Centenary 1
Arizona 4, Louisiana-Lafayette 0
Oklahoma 3, Arizona 2
Louisiana-Lafayette 5, Arizona 0

2005 **Region 3, Tucson, Ariz.:**

Arizona 12, Lehigh 0
Arizona 3, Oklahoma State 0
Arizona 2, Oklahoma State 1 (8 innings)

Tucson Super Regional:

Arizona 6, Oklahoma 0
Arizona 7, Oklahoma 6
College World Series, Oklahoma City:
Tennessee 1, Arizona 0
Arizona 3, California 2 (12 innings)
Texas 1, Arizona 0 (11 innings)

2014 ARIZONA SOFTBALL MEDIA GUIDE

2006 Region 3, Tucson, Ariz.:

Arizona 9, Marist 0 (5 innings)

Arizona 6, Ohio State 3

Arizona 4, Auburn 2

Tucson Super Regional:

Arizona 5, LSU 0

LSU 3, Arizona 2

Arizona 14, LSU 5 (5 innings)

College World Series, Oklahoma City:

Arizona 3, Oregon State 2 (9 innings)

Arizona 2, Texas 0

Tennessee 1, Arizona 0

Arizona 6, Tennessee 0

CHAMPIONSHIP SERIES

Arizona 8, Northwestern 0

Arizona 5, Northwestern 0

2007 Region 1, Tucson, Ariz.:

Arizona 9, Howard 0 (5 innings)

Arizona 8, Mississippi State 0

Arizona 7, Pacific 0

Tucson Super Regional:

Arizona 11, Cal State Fullerton 6

Arizona 2, Cal State Fullerton 1

College World Series, Oklahoma City:

Arizona 2, Baylor 1 (9 innings)

Tennessee 1, Arizona 0

Arizona 3, DePaul 0

Arizona 2, Washington 0

Arizona 8, Washington 1

CHAMPIONSHIP SERIES

Tennessee 1, Arizona 0

Arizona 1, Tennessee 0 (10 innings)

Arizona 5, Tennessee 0

2008 Region 7, Hempstead, N.Y.:

Arizona 11, Canisius 0 (5 innings)

Arizona 10, Hofstra 0 (5 innings)

Arizona 5, Hofstra 0

Tucson Super Regional:

Arizona 3, Oklahoma 1

Oklahoma 2, Arizona 0

Arizona 5, Oklahoma 2

College World Series, Oklahoma City:

UCLA 1, Arizona 0

Alabama 5, Arizona 1

2009 Region 9, Louisville, Ky.:

Arizona 9, UT-Martin 3

Arizona 18, Louisville 4 (5 innings)

Arizona 4, Purdue 2

Palo Alto Super Regional:

Stanford 6, Arizona 4

Arizona 7, Stanford 3

Arizona 6, Stanford 5

College World Series, Oklahoma City:

Florida 3, Arizona 0

Alabama 14, Arizona 0 (5 innings)

2010 Region 10, Tucson, Ariz.:

Arizona 9, Cornell 0 (5 innings)

Arizona 6, Hofstra 0

Arizona 10, Hofstra 6 (12 innings)

Tucson Super Regional:

Arizona 2, BYU 1

Arizona 10, BYU 2 (5 innings)

College World Series, Oklahoma City:

Tennessee 9, Arizona 0 (5 innings)

Arizona 4, Washington 3

Arizona 5, Hawaii 1

Arizona 8, Tennessee 0 (5 innings)

Arizona 5, Tennessee 2

CHAMPIONSHIP SERIES

UCLA 6, Arizona 5 (8 innings)

UCLA 15, Arizona 9

2011 Region 8, Tucson, Ariz.:

Arizona 10, Harvard 0 (6 innings)

Arizona 8, New Mexico State 0

Arizona 10, Texas Tech 2 (6 innings)

Tucson Super Regional:

Oklahoma 6, Arizona 0

Oklahoma 5, Arizona 2

2012 Region 13, Tucson Ariz.:

Arizona 11, North Dakota State 0 (5 innings)

Arizona 7, Notre Dame 2

Arizona 8, Notre Dame 3

Norman Super Regional:

Oklahoma 6, Arizona 0

Oklahoma 7, Arizona 1

2013 Region 16, College Station, Texas:

Baylor 7, Arizona 0

Arizona 3, Penn 2 (8 innings)

Baylor 8, Arizona 4

RECORD VS. OPPONENT IN NCAA

Team	NCAA	WCWS
Adelphi	1-0	1-0
Alabama	1-2	1-2
Auburn	1-0	0-0
Arizona State	9-3	1-0
Baylor	1-2	1-0
Boston University	1-0	0-0
Brigham Young	2-0	0-0
California	5-3	5-3
Cal Poly Pomona	1-0	1-0
Cal State Fullerton	4-0	1-0
Cal State Northridge	1-0	1-0
Canisius	2-0	0-0
Centenary	1-0	0-0
Colorado State	1-0	0-0
Cornell	1-0	0-0
DePaul	3-2	1-1
East Carolina	1-0	0-0
Florida	0-1	0-1
Florida State	4-0	1-0
Fresno State	4-5	4-5
Hawaii	1-0	1-0
Harvard	1-0	0-0
Hofstra	4-0	0-0
Howard	1-0	0-0
Illinois-Chicago	1-0	1-0
Iowa	2-0	2-0
Kansas	2-0	1-0
Lehigh	1-0	0-0
Long Beach State	2-1	2-1
Louisiana-Lafayette	1-1	1-1
Louisville	1-0	0-0
LSU	2-1	0-0
Marist	1-0	0-0
Maryland	2-1	0-0
Massachusetts	2-0	1-0
Michigan	2-0	0-0
Middle Tennessee State	1-0	0-0
Minnesota	2-0	0-0
Mississippi State	1-0	0-0
Nebraska	6-0	1-0
New Mexico State	1-0	0-0
Niagara University	1-0	0-0
North Dakota State	1-0	0-0
Northwestern	2-0	2-0
Notre Dame	2-0	0-0
Ohio University	1-0	0-0
Ohio State	1-0	0-0
Oklahoma	5-7	1-1
Oklahoma State	5-2	3-2
Oregon	1-0	1-0
Oregon State	1-0	1-0
Pacific	3-0	0-0
Penn	1-0	0-0
Penn State	1-0	0-0
Purdue	1-0	0-0
Princeton	1-0	1-0
Rider	1-0	0-0
Saint Peter's	1-0	0-0
South Carolina	2-1	0-0
Southern Mississippi	0-1	0-1
Southwest Texas State	2-0	1-0
Southwestern Louisiana	1-1	1-1
Stanford	3-1	1-0
Tennessee	5-5	5-5
Tennessee-Martin	1-0	0-0
Texas	1-1	1-1
Texas A&M	4-0	0-0
Texas Tech	2-0	0-0
Troy State	1-0	0-0
UCLA	8-7	8-7
UNLV	2-0	2-0
Utah State	1-0	0-0
Washington	7-1	7-1

1991 NCAA CHAMPIONS

Arizona wins its first women's team national championship in any sport. Pitching (Debby Day 30-8, 0.50; Susie Parra 14-3, 0.43; Julie Jones 12-5, 1.21) and defense (.970 team fielding percentage, Julie Standerling 187 assists at shortstop) were keys to the season. The Cats also stole 119 bases. Jones (.350), Jamie Heggen (.330), Kristin Gauthier (.300), Standerling (.296) and Jody Miller (.272) had outstanding seasons at the plate. The Cats beat No. 1-ranked UCLA twice at the College World Series to earn the championship, including a 5-1 victory in the title game. UA had four extra-inning games in the classic. The Cats used short-game tactics much of the year and were led by Standerling with 30 and Miller with 20 stolen bases. Arizona finished the year 56-16 overall. The Cats were frustrated in the tough Pac-10 Conference at 11-9 and a fourth-place finish.

1991 Arizona All-WCWS: Julie Jones, 1b; Julie Standerling, ss; Kristin Gauthier, of; Debby Day, p

1991 Arizona Roster: Marcy Aguilar-inf, Teresa Castillo-util, Debby Day-p, Susie Duarte-util, Kristin Gauthier-of, Lisa Guise-inf, Jamie Heggen-of, Julie Jones-inf/p, Suzie Lady-of, Jody Miller-c, Susie Parra-p, Stacy Redondo-of, Renee Rosas-util, Stephanie Salcido-inf, Julie Standerling-inf

1993 NCAA CHAMPIONS

The Wildcats nearly defend their first conference championship (16-2 in 1992), yet again come through with a solid post-season run to win the bigger title.

The power-hitting Wildcats win the NCAA home run title with 36 round-trippers in their 52 games, and run production leads the way to a 44-8 season and a 15-3 record for second place in the Pac-10. Pitching was not a problem either, as junior Susie Parra sparkled with a 28-3 record, 3 saves and an outstanding earned run average of 0.63. Freshman Leah O'Brien added a 16-5 mark. Catcher Jody (Miller) Pruitt held opponents to 6 stolen bases, the Cats hit a then school-record .328 as a team. Sophomore Laura Espinoza hit the scene in a big way with 12 home runs and Amy Chellevoid led a solid group of hitters with a .379 batting average.

The Cats opened the year 22-2 to earn the school's first No. 1 ranking and Arizona later proved it was an accurate peg with an NCAA title-game victory over another No. 1-ranked team, UCLA.

Chellevoid and O'Brien (.374) put their names atop the UA single-season batting chart at the time.

1993 Arizona All-WCWS: Susie Parra, p; Amy Chellevoid, 1b; Stacy Redondo, of; Krista Gomez, 2b; Jody Pruitt, c

1993 Arizona Roster: Amy Chellevoid-inf, Jenny Dalton-inf, Susie Duarte-inf, Laura Espinoza-inf, Lisa Guise-of, Jamie Heggen-of, Krista Gomez-util, Jody Miller-Pruitt-c, Leah O'Brien-util, Susie Parra-p, Stacy Redondo-of, Michelle Martinez-c, Valerie Zepeda-util.

1994 NCAA CHAMPIONS

The Cats 'chuck-and-duck' hitting attack displays one of the most awesome punches in the history of the college game. The Cats sock their way to an NCAA-record 64 victories (against 3 losses), start the year with a school-record 27-game winning streak and end the campaign undefeated (7-0) in post-season play for the first time.

Along the way, Arizona blasts 93 home runs, led by junior shortstop Laura Espinoza's jersey-number feat (30), 18 by freshman catcher Leah Braatz, 16 by sophomore second baseman Jenny Dalton and 14 by senior Susie Parra, who capped a remarkable career with National Player of the Years honors by winning the Honda Softball Award.

Parra dominated from the pitching circle, completing a 33-1 season. She did not allow an earned run in three CWS victories, plus struck out 13 in the NCAA title game. She threw the seventh and eighth no-hitters of her career.

Junior first baseman Amy Chellevoid hit .504 in the leadoff spot and sophomore center fielder Leah O'Brien hit .416 batting second. Dalton hit .434. Arizona set a then-national record with its .380 team batting average. Espinoza knocked in an incredible 95 runs in 66 games. Freshmen pitchers Nancy Evans and Carrie Dolan made marks with 17-0 and 11-2 records.

The Cats had five players in the Pac-10's top 10 in hitting and UA was ranked No. 1 from start to finish.

1994 Arizona All-WCWS: Susie Parra, p; Leah Braatz, c; Amy Chellevoid, 1b; Jenny Dalton, 2b; Leah O'Brien, of

1994 Arizona Roster: Leah Braatz-c, Amy Chellevoid-inf, Jenny Dalton-inf, Andrea Doty-of, Susie Duarte-inf, Laura Espinoza-inf, Nancy Evans-p/util, Krista Gomez-of, Michelle Martinez-c, Leah O'Brien-of, Susie Parra-p, Brandi Shriver-util, Valerie Zepeda-util.

1996 NCAA CHAMPIONS

For the second time, Arizona followed a season (1992 and 1995) in which it won the Pac-10 title but finished as runner-up in the College World Series... with a second-place finish in the league, but the NCAA title. Decent trade.

Arizona got hot when it counted, ending the season with a 17-game winning streak. There were numerous keys — everyone on the team.

Jenny Dalton won the Pac-10 Triple Crown, the first player to do so, with a .469 batting average, 25 home runs and an incredible 109 RBI. Leticia Pineda, put in the every-day catching role because of Leah Braatz' redshirt season, hit 14 homers and drove in 96, plus batted .404.

Dalton's season earned her the Honda Softball Award as the nation's finest player.

Carrie Dolan, carrying most of the pitching load because of Nancy Evans' medical hardship season, won a school-record

35 games against six losses, but freshman Lisa Pitt also came through with a dandy 19-3 record, too. Outfielder Alison Johnsen propelled herself to a new level with a 94-hit season and a .450 batting average. Third baseman Krista Gomez hit .400 and finished with the fourth-best career batting average in UA history, .358, plus hit the career charts in hits, RBI, runs and stolen bases, among others.

Arizona played in a regional out of the state for the first time, but used it to pull together, and hit the road for 11 days to bring back the trophy.

1996 Arizona All-WCWS: Jenny Dalton, 2b (Most Valuable Player); Alison Johnsen, of; Carrie Dolan, p; Kristina Gomez, at-large; Michelle Churnock, at-large

1996 Arizona Roster: Heidi Bomberger-util, Leah Braatz (RS/dnp), Michelle Churnock-inf, Jenny Dalton-inf, Carrie Dolan-p, Nancy Evans (RS/dnp), Tanya Farhat-util, Krista Gomez-inf, Tiana Hejduk-util, Alison Johnsen-of, Lety Pineda-c, Lisa Pitt-inf/p, Julie Reitan-of, Brandi Shriver-of

1997 NCAA CHAMPIONS

Arizona was ranked No. 1 much of the season and just decided to stay on top, completing a remarkable 61-5 season with its fifth NCAA Championship and second back-to-back effort.

UA was represented by five first-team All-Americans as selected by the nation's coaches — pitcher Nancy Evans, catcher Leah Braatz, first baseman Leah O'Brien, third baseman Leticia Pineda and outfielder Alison Johnsen.

But individual honors were the gravy as the Cats stayed locked on target throughout a focused season playing for a single goal. Integrating a number of young players with championship veterans, coach Mike Candrea kept his team playing hard the whole year. Hard enough for a 26-1 finish and Pac-10 Championship; hard enough for a 27-4 mark against ranked teams. (The Pac-10 record was to stand as the best ever as league coaches later voted for a 21-game conference slate.)

Johnsen set a lot of tone in the regular season, finishing with a UA-record .534 batting average and an NCAA-record 132 hits. O'Brien capped a remarkable career by using her talent at its best when all the chips were on the table: she collected 9 hits and 6 RBI in the College World Series and finished her CWS career with an incredible total of 31 hits and 19 RBI in four different classics.

Evans, with a then-Arizona record 36 pitching victories, also saved some best for the last part of the year. She threw all five Arizona games at the World Series and finished the year with verve as UA topped UCLA 10-2 in a runaway title game.

Coach Mike Candrea was named NFCA Division I National Coach of the Year, Pacific Region Coach of the Year and Pac-10 Coach of the Year.

1997 Arizona All-WCWS: Nancy Evans, p (Most Valuable Player); Leah O'Brien, 1b; Alison Johnsen, of

1997 Arizona Roster: Michell Churnock-inf, Carrie Dolan-p, Nancy Evans-p/inf, Chrissy Gil-of, Tiana Hejduk-inf, Leah O'Brien-inf, Leah Braatz-c, Alison Johnsen-of, Lindsay Mullins-c, Lety Pineda-inf, Lisa Pitt-inf, Julie Reitan-of, Brandi Shriver-of, Katie Swan-inf

2001 NCAA CHAMPIONS

For the sixth time in 11 years, Arizona walked away with the NCAA Softball Championship. The Cats defeated the Bruins 1-0 in the title game. An amazing pitching performance by junior Jennie Finch and a fourth-inning home run by senior catcher Lindsey Collins paved the way for the Wildcats. Finch improved her season record to 32-0 and extended her pitching winning streak to 40 consecutive games.

The title came as no surprise. Arizona was ranked No. 1 or No. 2 for much of the year. The Wildcats came into the season with a 31-game winning streak and ended the year with a 26-game winning streak. For most of the season the Cats led the Pac-10 in batting average, slugging percentage, on-base percentage and runs scored. Arizona's fielding percentage (.981) led the nation and was the third best in NCAA history. The Cats also had 126 home runs to break the previous NCAA record of 100 set by the 1995 UA team. The record of 1.83 home runs per game also was an NCAA record.

Arizona's talented team earned a number of individual awards. Pitcher Jennie Finch received the Honda Award as National Player of the Year along with first-team All-America honors and Pac-10 Pitcher of the Year accolades. Senior third baseman Toni Mascarenas, freshman designated player Leneah Manuma and senior outfielders Lauren Bauer and Nicole Giordano also earned All-America nods.

Coach Mike Candrea earned Pac-10 Coach of the Year honors for the seventh time in his career.

2001 Arizona All-WCWS: Jennie Finch, p (Most Valuable Player); Toni Mascarenas, 3b; Nicole Giordano, of; Lindsey Collins, c

2001 Arizona Roster: Allison Andrade-inf, Candace Abrams (RS/dnp), Lauren Bauer-of, Kim Balkan-of, Lindsey Collins-c, Teresa Demeter-p, Jennie Finch-p, Nicole Giordano-of, Jenny Gladding-p, Erika Hanson-inf, Becky Lemke-p, Leneah Manuma-inf/dp, Lisha Ribellia-inf, Mackenzie Vandergeest-of/dp

2006 NCAA CHAMPIONS

Arizona snapped its longest championship drought since 1991 with a team effort and incredible pitching performance by four-time All-American pitcher Alicia Hollowell.

The Wildcats opened the year on a tear, winning 24 of their first 25 games. UA dominated opponents over that span, winning games by an average of six runs a game. However, on March

16 Arizona entered a slide in which it went 10-8 over its next 18 contests. Prior to UA's April 30 doubleheader at Washington, the Wildcats found themselves in the bottom half of the Pac-10 standings.

In the first game of the doubleheader, Hollowell ruined the Huskies' Senior Day by tossing a no-hitter, leading to a 2-0 UA victory. The win catalyzed a 14-game winning streak that elevated Arizona to a second-place finish in the Pac-10 and within one game of reaching the WCWS.

After defeating LSU in the Tucson Super Regional to reach the WCWS, UA downed Pac-10 foe Oregon State in extra-innings to open WCWS play. That set up a matchup with Texas, setting up a duel of four-time All-Americans, Hollowell and Cat Osterman in the circle. The pair did not disappoint, as they allowed a total of five hits between them. Arizona broke a scoreless tie in the bottom of the sixth inning, when Callista Balko singled home Caitlin Lowe for what proved to be the game-winning run in a 2-0 Wildcat victory.

UA defeated Tennessee to reach the Championship Series, pitting the Wildcats against Northwestern. UA exploded with an 8-0 win in Game 1, led by a one-hit performance by Hollowell. The story of the game, and the series for that matter, was the Wildcats' speed on the base paths. UA's slappers Lowe, Autumn Champion and Adrienne Acton combined for three infield hits, four runs and forced three NU infield errors.

In Game 2, Arizona could smell the national championship, putting 12 hits on the board that led to an eventual 5-0 victory.

Finally, after all the ups and downs the team endured, the Wildcats tasted the sweetest of victories and in doing so, they brought the national championship trophy home to Tucson.

2006 Arizona All-WCWS: Alicia Hollowell, p (Most Outstanding Player); Autumn Champion, of; Caitlin Lowe, of; Taryne Mowatt, dp

2006 Arizona Roster: Adrienne Acton-of, Callista Balko-c, Sam Banister-1b, Autumn Champion-of, Kristie Fox-ss, Alicia Hollowell-p, Jenae Leles-3b, Caitlin Lowe-of, Jill Malina-of, Kelly Nelson-of, Chelsie Mesa-2b, Taryne Mowatt-p/dp, Danielle Rodriguez-2b, Laine Roth-1b, Leslie Wolfe-p

2007 NCAA CHAMPIONS

Taryne Mowatt filled the shoes of departed Alicia Hollowell – and then some – with an epic championship run to give UA its eighth national championship and third set of back-to-back titles.

With All-American seniors Caitlin Lowe and Kristie Fox patrolling the top of the order, the other UA hitters took turns stepping up in clutch situations throughout the year. However, the story of the season was Mowatt's record-breaking endurance in the circle. The junior hurler pitched a school-record 370 innings over the season – 60 of which came over the course of eight WCWS games in seven days. At the WCWS,

Mowatt set series records for innings pitched, victories (6), complete games (8) and strikeouts (76).

Lowe concluded her storied career with her fourth first-team NFCA All-America selection by cementing her name in the Arizona and NCAA record books. The NCAA ledger shows her at 11th place or better in five career statistical categories including: batting average (.446), hits (351), runs scored (242), stolen bases (156) and stolen base percentage (.945).

However, UA's 10th Pac-10 Championship season was not one of individual efforts or of simply dominating the opposition. Timely hitting by unexpected heroes throughout the year propelled UA to its third set of back-to-back national championships in program history.

2007 Arizona All-WCWS Picks: Taryne Mowatt, p (Most Outstanding Player); Kristie Fox, ss; Jenae Leles, 3b; Caitlin Lowe, of

2007 Arizona Roster: Adrienne Acton-of, Sarah Akamine-3b/p, K'Lee Arredondo-of/ss, Callista Balko-c, Sam Banister-1b, Cyndi Duran-of, Lauren Erb-c, Kristie Fox-ss, Samantha Hoffman-p, Jenae Leles-3b, Caitlin Lowe-of, Jill Malina-of, Chelsie Mesa-2b, Taryne Mowatt-p, Lisa Odom-of, Danielle Rodriguez-2b, Laine Roth-1b

2014 ARIZONA SOFTBALL MEDIA GUIDE

INDIVIDUAL RECORDS

BATTING AVERAGE, SEASON (100 AB)

No.	Player	AB	H	Avg.	Year
1.	Alison McCutcheon	247	132	.534	1997
2.	Caitlin Lowe	196	100	.510	2005
3.	Amy Chellevoid	242	122	.504	1994
4.	Alison McCutcheon	239	117	.490	1998
5.	Autumn Champion	174	85	.489	2004
6.	Brittany Lastrapes	216	104	.481	2009
7.	Jenny Dalton	179	84	.469	1996
8.	Leah O'Brien	212	99	.467	1997
9.	Lovianne Jung	178	82	.461	2003
10.	Alison McCutcheon	209	94	.450	1996

BATTING AVERAGE, CAREER (225 AB)

No.	Player	AB	H	Avg.	Years
1.	Alison McCutcheon	869	405	.466	95-98
2.	Caitlin Lowe	787	351	.446	04-07
3.	Leah O'Brien	790	338	.428	93-97
4.	Brittany Lastrapes	809	337	.417	08-11
	Autumn Champion	575	240	.417	03-06
6.	Amy Chellevoid	894	371	.415	92-95
7.	Jenny Dalton	707	291	.412	93-96
8.	Nicole Giordano	873	359	.411	98-01
	Lauren Bauer	850	349	.411	98-01
10.	Lovianne Jung	384	157	.409	02-03

HITS, SEASON

No.	Player	H	Year
1.	Alison McCutcheon	132	1997
2.	Amy Chellevoid	122	1994
3.	Alison McCutcheon	117	1998
4.	Amy Chellevoid	112	1995
5.	Lauren Bauer	104	2001
6.	Brittany Lastrapes	104	2009
7.	Leah O'Brien	101	1995
	Laura Espinoza	101	1995
9.	Caitlin Lowe	100	2005
10.	Leah O'Brien	99	1997

HITS, CAREER

No.	Player	H	Years
1.	Alison McCutcheon	405	95-98
2.	Amy Chellevoid	371	92-95
3.	Nicole Giordano	359	98-01
4.	Caitlin Lowe	351	04-07
5.	Lauren Bauer	349	98-01
6.	Leah O'Brien	338	93-97
7.	Brittany Lastrapes	337	08-11
8.	Autumn Champion	314	03-06
9.	Leah Braatz	297	94-98
10.	Toni Mascarenas	293	98-01

DOUBLES, SEASON

No.	Player	2B	Year
1.	Brigitte Del Ponte	23	2011
2.	Leah O'Brien	21	1995
	Lovianne Jung	21	2003
4.	K'Lee Arredondo	19	2008
	Brittany Lastrapes	19	2009
6.	Jenny Dalton	18	1994
7.	Leticia Pineda	17	1996
	Toni Mascarenas	17	1998
	Toni Mascarenas	17	2000
	Brittany Lastrapes	17	2010
	Brittany Lastrapes	17	2011

DOUBLES, CAREER

No.	Player	2B	Years
1.	Brittany Lastrapes	66	08-11
2.	Leah Braatz	59	94-98
3.	Toni Mascarenas	55	98-01
4.	Leah O'Brien	53	93-97
5.	Laura Espinoza	52	92-95
	Brigitte Del Ponte	52	10-13
7.	Jenny Dalton	51	93-96
	Nancy Evans	51	94-98
9.	Alison McCutcheon	49	95-98
10.	M. Vandergeest	48	01-04

TRIPLES, SEASON

No.	Player	3B	Year
1.	Julie Winkleplek	13	1979
2.	Jamie Heggen	9	1992
3.	Regina Rawson	6	1979
	Jamie Wheat	6	1987
	Alison McCutcheon	6	1995
	Alison McCutcheon	6	1996
	Andrea Doty	6	1996
8.	Gail Davenport	5	1977
	Rocky LaRose	5	1979
	Jamie Heggen	5	1991
	Jody Miller	5	1991
	Julie Jones	5	1991
	Alison McCutcheon	5	1997
	Alison McCutcheon	5	1998
	Nicole Giordano	5	1998

TRIPLES, CAREER

No.	Player	3B	Years
1.	Alison McCutcheon	22	95-98
2.	Jamie Heggen	18	91-92
3.	Julie Winkleplek	17	79-81
4.	Caitlin Lowe	12	04-07
5.	Gail Davenport	10	76-79
	Regina Rawson	10	79-82
	Dee Dinota	10	81-84
8.	Barb Garcia	9	78-81
	Jody Pruitt	9	90-93
	Amy Chellevoid	9	92-95

HOME RUNS, SEASON

No.	Player	HR	Year
1.	Laura Espinoza rh	37	1995
2.	Stacie Chambers lh	31	2009
3.	Laura Espinoza rh	30	1994
4.	Jenny Dalton rh	28	1995
5.	Jenny Dalton rh	25	1996
	Leah Braatz rh	25	1998
	Toni Mascarenas rh	25	2001
	Lovianne Jung rh	25	2003
9.	Jenae Leles rh	23	2009
10.	Leah Braatz rh	21	1995
	Leah Braatz rh	21	1997
	Leneah Manuma lh	21	2002
	Stacie Chambers lh	21	2010
	Brigitte Del Ponte rh	21	2010

HOME RUNS, CAREER

No.	Player	HR	Years
1.	Stacie Chambers lh	87	08-11
2.	Laura Espinoza rh	85	92-95
	Leah Braatz rh	85	94-98
4.	Jenny Dalton rh	76	93-96
5.	Lini Koria rh	61	09-12
6.	M. Vandergeest rh	59	01-04
	Brigitte Del Ponte rh	59	10-13
8.	Jenae Leles rh	57	06-09
9.	Leticia Pineda rh	52	95-98
	Jackie Coburn rh	52	02-05

RUNS BATTED IN, SEASON

No.	Player	RBI	Year
1.	Laura Espinoza	128	1995
2.	Jenny Dalton	109	1996
3.	Leah Braatz	100	1998
4.	Jenny Dalton	98	1995
5.	Leticia Pineda	96	1996
	Stacie Chambers	96	2009
7.	Laura Espinoza	95	1994
8.	Jenny Dalton	91	1994
9.	Toni Mascarenas	84	2001
10.	Brigitte Del Ponte	80	2010

RUNS BATTED IN, CAREER

No.	Player	RBI	Years
1.	Jenny Dalton	328	93-96
2.	Leah Braatz	322	94-98
3.	Laura Espinoza	314	92-95
4.	Stacie Chambers	293	08-11
5.	M. Vandergeest	248	01-04
6.	Toni Mascarenas	245	98-01
7.	Leticia Pineda	240	95-98
8.	Kristie Fox	230	04-07
9.	Brigitte Del Ponte	229	10-13
10.	Brittany Lastrapes	199	08-11

RUNS SCORED, SEASON

No.	Player	R	Year
1.	Jenny Dalton	101	1995
2.	Alison McCutcheon	97	1998
3.	Amy Chellevoid	89	1995
4.	Leah O'Brien	88	1995
5.	Alison McCutcheon	87	1997
6.	Jenny Dalton	84	1996
7.	Lauren Bauer	81	2001
8.	Brittany Lastrapes	79	2009
9.	Caitlin Lowe	76	2004
10.	Laura Espinoza	75	1995
	Leah Braatz	75	1998

RUNS SCORED, CAREER

No.	Player	R	Years
1.	Jenny Dalton	293	93-96
2.	Alison McCutcheon	289	95-98
3.	Brittany Lastrapes	253	08-11
4.	Amy Chellevoid	252	92-95
5.	Leah Braatz	250	94-98
6.	Leah O'Brien	249	93-97
7.	Caitlin Lowe	242	04-07
8.	Nicole Giordano	238	98-01
	Lauren Bauer	238	98-01
10.	Toni Mascarenas	211	98-01

STOLEN BASES, SEASON

No.	Player	SB/A	Year
1.	Alison McCutcheon	67-70	1998
2.	Vivian Holm	49-53	1987
	Caitlin Lowe	49-50	2007
4.	A. McCutcheon	47-50	1997
	Caitlin Lowe	47-50	2004
6.	Lauren Bauer	43-45	1999
7.	Vivian Holm	41-45	1990
	Lauren Bauer	38-40	2000
	Lauren Bauer	38-44	2001
10.	Caitlin Lowe	33-35	2006

STOLEN BASES, CAREER

No.	Player	SB	Years
1.	Caitlin Lowe	156	04-07
2.	Alison McCutcheon	148	95-98
3.	Lauren Bauer	133	98-01
4.	Vivian Holm	129	87-90
5.	Amy Chellevoid	113	92-95
6.	Nicole Giordano	81	98-01
7.	Toni Mascarenas	58	98-01
8.	Julie Standerling	57	88-91
9.	Autumn Champion	54	03-05
10.	Kristin Gauthier	52	88-91

WALKS, SEASON

No.	Player	BB	Year
1.	Jenny Dalton	64	1996
2.	Stacie Chambers	62	2010
3.	Jenny Dalton	59	1995
4.	Lovianne Jung	55	2003
5.	Leah Braatz	53	1998
6.	Leah Braatz	45	1997
7.	Leah Braatz	44	1995
	Lovianne Jung	44	2002
9.	Leneah Manuma	41	2002
	Jenae Leles	41	2009

WALKS, CAREER

No.	Player	BB	Years
1.	Jenny Dalton	178	93-96
2.	Leah Braatz	173	94-98
3.	Stacie Chambers	158	08-11
4.	Brittany Lastrapes	137	08-11
5.	Jenae Leles	132	06-09
6.	Lini Koria	120	09-12
7.	M. Vandergeest	116	01-04
8.	Nancy Evans	112	94-98
9.	Toni Mascarenas	111	98-01
10.	Brigitte Del Ponte	106	10-13

AT BATS, SEASON

No.	Player	AB	Year
1.	Amy Chellevoid	253	1995
2.	Alison McCutcheon	247	1997
3.	Lauren Bauer	244	2001
4.	Amy Chellevoid	242	1994
5.	A. McCutcheon	239	1998
6.	Nicole Giordano	235	1999
7.	Jamie Wheat	233	1988
	Leah O'Brien	233	1995
9.	Laura Espinoza	231	1995
10.	Nicole Giordano	229	2001

AT BATS, CAREER

No.	Player	AB	Years
1.	Amy Chellevoid	894	92-95
2.	Nicole Giordano	873	98-01
3.	Alison McCutcheon	869	95-98
4.	Lauren Bauer	850	98-01
5.	Vivian Holm	816	87-90
6.	Brittany Lastrapes	809	08-11
7.	Toni Mascarenas	805	98-01
8.	Julie Standerling	801	88-91
9.	Laura Espinoza	792	92-95
10.	Leah O'Brien	790	93-97
	Nancy Evans	790	94-98

GAMES PLAYED, SEASON

No.	Player	GP	Year
1.	Stacy Engel	72	1988
	Julie Standerling	72	1988
	Jamie Wheat	72	1988
	Jody Miller Pruitt	72	1991
	Julie Standerling	72	1991
	Leah O'Brien	72	1995
	Jenny Dalton	72	1995
	Amy Chellevoid	72	1995
	Laura Espinoza	72	1995
10.	Toni Mascarenas	71	1998
	Alison McCutcheon	71	1998

GAMES PLAYED, CAREER

No.	Player	GP	Years
1.	Julie Standerling	277	88-91
2.	Toni Mascarenas	276	98-01
3.	Leah Braatz	271	94-98
	Nancy Evans	271	94-98
5.	Jennie Finch	270	99-02
6.	Lauren Bauer	269	98-01
7.	Nicole Giordano	265	98-01
8.	Katie Swan	259	97-00
9.	Alison McCutcheon	256	95-98
10.	Amy Chellevoid	255	92-95
	M. Vandergeest	255	01-04

FIELDING PERCENTAGE, SEASON (100 chances)

No.	Player	Pct.	Ch.	Year
1.	Jody Miller Pruitt-c	1.000	240	1990
	Lindsey Collins-c	1.000	585	2001
3.	M. Vandergeest-c	.999	676	2004
4.	Lindsey Collins-c	.998	557	2000
	Stacie Chambers-c	.998	411	2011
6.	Amy Chellevoid-1b	.997	356	1992
	Leticia Pineda-1b	.997	358	1998
8.	Lindsey Collins-c	.996	474	1999
	Leah Braatz-c	.996	268	1995
	Amy Chellevoid-1b	.996	866	1995
11.	Jody Miller-c	.995	397	1991
12.	Callista Balko-c	.994	720	20

2014 ARIZONA SOFTBALL MEDIA GUIDE

ASSISTS, CAREER

No.	Player	A	Years
1.	Julie Stander	767	88-91
2.	Laura Espinoza	532	92-95
3.	Heidi Lievens	506	85-88
4.	Jenny Dalton	474	93-96
5.	Brigitte Del Ponte	466	10-13
6.	Jenae Leles	437	06-09
7.	Toni Mascarenas	409	98-99
8.	Susie Duarte	382	91-94
9.	Krista Gomez	376	93-96
10.	Stephanie Salcido	352	89-92

EARNED RUN AVERAGE, SEASON

No.	Player	ERA	Year
1.	Susie Parra	0.30	1992
2.	Debby Day	0.38	1992
3.	Susie Parra	0.43	1991
4.	Pam Stone	0.45	1982
5.	Debby Day	0.50	1991
6.	Teresa Cherry	0.51	1988
7.	Julie Jones	0.51	1988
8.	Jennie Finch	0.54	2001
9.	Susie Parra	0.63	1993
10.	Ginnie Scheller	0.66	1989

EARNED RUN AVERAGE, CAREER

No.	Player	ERA	Years
1.	Debbie Day	0.44	91-92
2.	Susie Parra	0.63	91-94
3.	Pam Stone	0.73	82-84
4.	Ginnie Scheller	0.81	87-90
5.	Julie Jones	0.85	87-90
6.	Alicia Hollowell	0.87	03-05
7.	Doreen Juarez	0.89	89-90
8.	Teresa Cherry	0.91	85-88
9.	Lisa Bautista	1.02	86-89
10.	Jennie Finch	1.09	99-02

VICTORIES, SEASON

No.	Player	W-L	Year
1.	Taryne Mowatt	42-12	2007
2.	Alicia Hollowell	41-4	2004
3.	Alicia Hollowell	40-5	2003
4.	Kenzie Fowler	38-9	2010
5.	Nancy Evans	36-2	1997
	Nancy Evans	36-2	1998
7.	Carrie Dolan	35-6	1996
8.	Jennie Finch	34-6	2002
9.	Susie Parra	33-1	1994
	Carrie Dolan	33-2	1995
11.	Jennie Finch	32-0	2001
	Alicia Hollowell	32-5	2006
	Debby Day	32-5	1992
	Teresa Cherry	32-11	1988
15.	Nancy Evans	31-4	1995
	Alicia Hollowell	31-9	2005
17.	Becky Lemke	30-7	2000
	Debby Day	30-8	1991

VICTORIES, CAREER

No.	Player	W-L	Years
1.	Alicia Hollowell	134-23	03-06
2.	Nancy Evans	124-8	94-98
3.	Jennie Finch	119-16	99-02
4.	Carrie Dolan	103-13	94-97
5.	Becky Lemke	103-19	98-01
6.	Susie Parra	101-9	91-94
7.	Taryne Mowatt	100-33	05-08
8.	Kenzie Fowler	79-27	10-
9.	Teresa Cherry	71-33	85-88
10.	Debby Day	62-13	91-92

STRIKEOUTS, SEASON

No.	Player	SO	Year
1.	Taryne Mowatt	522	2007
2.	Alicia Hollowell	508	2004
3.	Alicia Hollowell	446	2005
4.	Alicia Hollowell	420	2006
5.	Taryne Mowatt	413	2008
6.	Alicia Hollowell	394	2003
7.	Kenzie Fowler	371	2010
8.	Jennie Finch	366	2002
9.	Becky Lemke	314	2000
10.	Jennie Finch	279	2001

STRIKEOUTS, CAREER

No.	Player	SO	Years
1.	Alicia Hollowell	1768	03-06
2.	Taryne Mowatt	1267	05-08
3.	Jennie Finch	1028	99-01
4.	Becky Lemke	916	98-01
5.	Susie Parra	874	91-94
6.	Kenzie Fowler	794	10-
7.	Nancy Evans	733	94-98
8.	Shelby Babcock	413	11-
9.	Jenny Gladding	358	01-02
10.	Pam Stone	343	82-84

INNINGS PITCHED, SEASON

No.	Player	IP	Year
1.	Taryne Mowatt	370.0	2007
2.	Teresa Cherry	301.1	1988
3.	Alicia Hollowell	297.0	2003
4.	Alicia Hollowell	293.2	2004
5.	Taryne Mowatt	285.2	2008
6.	Kenzie Fowler	284.1	2010
7.	Alicia Hollowell	279.0	2005
8.	Jennie Finch	273.1	2002
9.	Debby Day	268.1	1991
10.	Carrie Dolan	264.0	1996

INNINGS PITCHED, CAREER

No.	Player	IP	Years
1.	Alicia Hollowell	1122.0	03-06
2.	Taryne Mowatt	877.2	05-08
3.	Jennie Finch	876.2	99-02
4.	Nancy Evans	835.2	94-98
5.	Becky Lemke	781.0	98-01
6.	Susie Parra	780.0	91-94
7.	Carrie Dolan	755.3	94-97
8.	Teresa Cherry	730.1	85-88
9.	Kenzie Fowler	652.1	10-
10.	Shelby Babcock	539.0	11-

SEASON SHUTOUTS (Solo/combined)

No.	Player	Shutouts	Year
1.	Alicia Hollowell	22/3	2003
2.	Debby Day	22/0	1992
3.	Alicia Hollowell	21/3	2004
4.	Jennie Finch	21/1	2002
5.	Alicia Hollowell	20/0	2006
6.	Nancy Evans	20/1	1998
7.	Taryne Mowatt	19/1	2007
8.	Debby Day	19/1	1991
9.	Jennie Finch	19/1	2001
10.	Susie Parra	19/0	1992

CAREER SHUTOUTS

No.	Player	Shutouts	Years
1.	Alicia Hollowell	81/8	03-06
2.	Jennie Finch	64/7	99-02
3.	Susie Parra	61/1	91-94
4.	Nancy Evans	53/2	94-98
5.	Becky Lemke	44/9	98-01
6.	Taryne Mowatt	40/6	05-08

CAREER NO-HITTERS (Solo/combined)

Player	No-Hitters	Years
Alicia Hollowell	16/1	03-06
Susie Parra	8	91-94
Jennie Finch	8	99-02
Taryne Mowatt	6/1	05-08
Debby Day	6	91-92
Becky Lemke	6	98-01
Nancy Evans	5	94-95, 97-98
Kenzie Fowler	4/1	10-
Carrie Dolan	3	94-97
Sarah Akamine	2/1	07-10
Tonja Anderson	2	76-77
Sandy Miramontes	2	82-84
Teresa Cherry	2	85-88
Lisa Bautista	2	86-89
Leslie VanOver	2	88
Julie Jones	2	89-91
Jenny Gladding	2	01-02
Shelby Babcock	1/1	11-
Sheryl Kempkes	1	83-86
Pam Stone	1	82-84
Doreen Juarez	1	89-90
Lindsey Sisk	1	08-09
Wendy Allen	0/1	03-04

NO-HITTERS IN A SEASON

No.	Player	No-Hitters	Year
1.	Alicia Hollowell	8	2005
2.	Debby Day	4	1991
	Alicia Hollowell	4	2006
	Kenzie Fowler	4	2010
5.	Susie Parra	3	1993
	Nancy Evans	3	1998
	Jennie Finch	3	2000
	Becky Lemke	3	2000
	Becky Lemke	3	2001
	Jennie Finch	3	2002
	Taryne Mowatt	3	2007

TEAM RECORDS

RUNS SCORED

No.	Runs	Year
1.	629*	1995
2.	569	1998
3.	527	1994
4.	500	1997
5.	499	2009

HITS

No.	Hits	Year
1.	765*	1995
2.	731	1998
3.	721	1997
4.	701	1994
5.	665	1996

BATTING AVERAGE

No.	Avg.	Year
1.	.385	1998
2.	.383	1995
3.	.380	1994
4.	.375	1997
5.	.356	1996

AT BATS

No.	AB	Year
1.	1,999	1995
2.	1,921	1997
3.	1,917	1988
4.	1,900	1998
5.	1,891	1991

DOUBLES

No.	Doubles	Year
1.	111	1995
2.	109	1998
3.	102	1994
4.	95	1997
	95	2000

TRIPLES

No.	Triples	Year
1.	42	1979
2.	24	1981
3.	20	1991
	20	1998
	20	1995

HOME RUNS

No.	Home Runs	Year
1.	134	2009
2.	126	2001
3.	107	2010
4.	100	1995
5.	94	2008

TOTAL BASES

No.	Total Bases	Year
1.	1216*	1995
2.	1117	1998
3.	1112	1994
	1112	2001
5.	1083	2009

RUNS BATTED IN

No.	RBI	Year
1.	566*	1995
2.	506	1998
3.	478	1994
4.	468	2009
5.	446	1997

SLUGGING PERCENTAGE

No.	Slugging Pct.	Year
1.	.630	2009
2.	.608	1995
3.	.602	1994
4.	.594	2001
5.	.588	1998

WALKS

No.	Walks	Year
1.	320*	2010
2.	287	1995
3.	258	2009
	258	2011
5.	248	2002

STOLEN BASES

No.	Stolen Bases	Year
1.	136-149	1998
2.	129-154	2004
3.	128-155	1992
4.	125-138	1999
5.	119-144	1991

HIT BY PITCH

No.	HBP	Year
1.	47	2009
2.	43	2002
3.	42	2013
4.	34	2008
5.	33	2006

ERRORS

No.	Errors	Year
1.	105	1982
2.	102	1988
3.	87	1987
4.	85	1983
5.	78	1996

FIELDING PERCENTAGE

No.	Fldg. %	Year
1.	0.981	2001
2.	0.979	1995
3.	0.978	1990
	0.978	1992
5.	0.977	2000
	0.977	2006
	0.977	2007
	0.977	2012

WINS

No.	Wins	Year
1.	67	1998
2.	66	1995
3.	65	2001
4.	64	1994
5.	61	1997

FEWEST LOSSES

No.	Losses	Year
1.	3	1994
2.	4	1998
	4	2001
4.	5	1997
5.	6	1995
	6	2004

WINNING PERCENTAGE

No.	Pct.	Year
1.	0.955	1994
2.	0.944	1998
3.	0.942	2001
4.	0.924	1997
5.	0.917	1995

EARNED RUN AVERAGE

No.	ERA	Year
1.	0.35	1992
2.	0.63	1991
	0.63	1988
4.	0.75	1990
5.	0.77	2001

STRIKEOUTS

No.	SO	Year
1.	685	2006
2.	632	2001
	632	2004
4.	576	2002
5.	575	2007

SHUTOUTS

No.	Shutouts	Year
1.	41	1992
2.	40	2001
3.	35	1991
	35	1998
5.	34	2000
	34	2003

2014 ARIZONA SOFTBALL MEDIA GUIDE

NCAA TOP FIVE, PITCHING

STRIKEOUTS IN A SEVEN-INNING GAME

No. Player	K	Date (Opponent)
1. Michele Granger, California	21	3/22/91 (Creighton)
2. Alicia Hollowell, Arizona	20	3/6/04 (Indiana)
Danielle Lawrie, Washington	20	2/18/07 (South Florida)
Monica Abbott, Tennessee	20	3/26/04 (Liberty)
5. Thirteen tied at	19	

CONSECUTIVE VICTORIES

No. Player	W	Dates
1. Jennie Finch, Arizona	60	4/29/00-4/6/02
2. Rebecca Aase, Florida State	50	2/25/91-4/24/93
3. Lisa Fernandez, UCLA	42	2/5/92-5/4/93
4. Kathy Van Wyk, Cal State Fullerton	33	1/30/82-5/27/82
5. Sara Griffin, Michigan	30	2/20/98-5/8/98

WINNING PERCENTAGE, SEASON

No. Player	Pct.	Record	Year
1. Jennie Finch, Arizona	1.000	32-0	2001
2. Lisa Fernandez, UCLA	1.000	29-0	1992
3. Rebecca Aase, Florida State	1.000	28-0	1992
4. Kathy Van Wyk, Cal State Fullerton	.972	35-1	1982
5. Susie Parra, Arizona	.971	33-1	1994

Winning Percentage, Career

No. Player	Pct.	Record	Years
1. Nancy Evans, Arizona	.938	120-8	1994-95, 97-98
2. Lisa Fernandez, UCLA	.930	93-7	1990-93
3. Susie Parra, Arizona	.918	101-9	1991-94
2. Heather Compton, UCLA	.893	67-8	1990-93
5. Jennie Finch, Arizona	.881	119-16	1999-2002

NCAA TOP FIVE, OFFENSE

RUNS SCORED, SEASON

No. Player	R	Year
1. Jenny Dalton, Arizona	101	1995
2. Alison McCutcheon, Arizona	97	1998
3. Kelly Kretschman, Alabama	94	1998
4. Jen Yee, Georgia Tech	93	2010
5. Amy Chellevoid, Arizona	89	1995

RUNS SCORED, CAREER

No. Player	R	Years
1. Jenny Dalton, Arizona	293	1993-96
2. Kelly Kretschman, Alabama	288	1998-2001
3. Alison McCutcheon, Arizona	287	1995-98
4. Kaitlin Cochran, Arizona State	274	2006-09
5. Jen Yee, Niagara/Georgia Tech	268	2006-07/2009-10

HITS, SEASON

No. Player	H	Year
1. Alison McCutcheon, Arizona	132	1997
2. Tiff Tootle, South Carolina	123	1992
3. Amy Chellevoid, Arizona	122	1994
4. Alison McCutcheon, Arizona	117	1998
5. Robyn Yorke, Fresno State	114	1995

HITS, CAREER

No. Player	H	Years
1. Alison McCutcheon, Arizona	405	1995-98
2. Laura Berg, Fresno State	396	1994-95, 97-98
3. Natasha Watley, UCLA	395	2000-03
4. Nicole Barber, Georgia	379	2001-04
5. Amy Chellevoid, Arizona	371	1992-95

HOME RUNS, SEASON

No. Player	HR	Year
1. Laura Espinoza, Arizona	37	1995
2. Stacie Chambers, Arizona	31	2009
Stacey Nuveman, UCLA	31	1999
4. Laura Espinoza, Arizona	30	1994
Two more tied at	30	

HOME RUNS, CAREER

No. Player	HR	Years
1. Stacey Nuveman, UCLA	90	1997, 99, 2001-02
2. Stacie Chambers, Arizona	87	2008-11
3. Leah Braatz, Arizona	85	1994-95, 97-98
Laura Espinoza, Arizona	85	1992-95
5. Danyele Gomez, La.-Lafayette	83	2003-06

SLUGGING PERCENTAGE, SEASON

No. Player	Pct.	Year
1. Jen Yee, Georgia Tech	1.270	2010
2. Megan Langenfeld, UCLA	1.085	2010
3. Stacey Nuveman, UCLA	1.045	2002
4. Lovie Jung, Arizona	1.022	2003
5. Amanda Michalsky, UTSA	1.019	1999

RUNS BATTED IN, SEASON

No. Player	RBI	Year
1. Laura Espinoza, Arizona	128	1995
2. Jenny Dalton, Arizona	109	1996
3. Christi Orgeron, La.-Lafayette	101	2011
4. Leah Braatz, Arizona	100	1998
5. Jenny Dalton, Arizona	98	1995

RUNS BATTED IN, CAREER

No. Player	RBI	Years
1. Jenny Dalton, Arizona	328	1993-96
2. Leah Braatz, Arizona	322	1994-95, 97-98
3. Laura Espinoza, Arizona	315	1992-95
4. Stacey Nuveman, UCLA	299	1997, 99, 2001-02
5. Stacie Chambers, Arizona	293	2008-11

BATTING AVERAGE, CAREER

No. Player	Avg.	Years
1. Stacy Cowen, Manhattan	.530	1991-92
2. Jill Justin, Northern Illinois	.467	1986-89
3. Alison McCutcheon, Arizona	.466	1995-98
4. Stacey Nuveman, UCLA	.466	1997, 99, 2001-02
5. Chelsea Bramlett, Mississippi State	.461	2007-10

ANNUAL INDIVIDUAL CHAMPIONS, OFFENSE

BATTING AVERAGE

2004	Autumn Champion	.489
------	-----------------	------

RUNS PER GAME

1995	Jenny Dalton	1.40
2009	Brittany Lastrapes	1.25

RUNS

1994	Amy Chellevoid	88
1995	Jenny Dalton	101
1996	Jenny Dalton	84
1997	Alison McCutcheon	86
1998	Alison McCutcheon	97
2001	Lauren Bauer	81
2009	Brittany Lastrapes	79

HITS

1994	Amy Chellevoid	122
1997	Alison McCutcheon	132
1998	Alison McCutcheon	117
2001	Lauren Bauer	104
2009	Brittany Lastrapes	104

HOME RUNS PER GAME

1994	Laura Espinoza	0.45
1995	Laura Espinoza	0.51
1997	Leah Braatz	0.32
2003	Lovie Jung	0.40
2009	Stacie Chambers	0.49

HOME RUNS

1994	Laura Espinoza	30
1995	Laura Espinoza	37
1996	Jenny Dalton	25
1997	Leah Braatz	21
1998	Leah Braatz	25
2001	Toni Mascarenas	25
2002	Leneah Manuma	21
2003	Lovie Jung	25
2009	Stacie Chambers	31

RUNS BATTED IN PER GAME

1994	Laura Espinoza	1.44
1995	Laura Espinoza	1.78
1996	Jenny Dalton	1.63
2003	Lovie Jung	1.25
2004	Wendy Allen	1.22
2005	Kristie Fox	1.12
2009	Stacie Chambers	1.52

RUNS BATTED IN

1994	Laura Espinoza	95
1995	Laura Espinoza	128
1996	Jenny Dalton	109
1997	Leah Braatz	78
1998	Leah Braatz	100
2001	Toni Mascarenas	84
2003	Lovie Jung	79
2009	Stacie Chambers	96

SLUGGING PERCENTAGE

1995	Laura Espinoza	1.004
2003	Lovie Jung	1.022

TOTAL BASES

1994	Laura Espinoza	181
1995	Laura Espinoza	232
2001	Toni Mascarenas	169
2003	Lovie Jung	182
2009	Brittany Lastrapes	178

STOLEN BASES PER GAME

1998	Alison McCutcheon	0.94
------	-------------------	------

STOLEN BASES

1987	Vivian Holm	53
1998	Alison McCutcheon	70

BASES ON BALLS PER GAME

1996	Jenny Dalton	0.96
------	--------------	------

BASES ON BALLS

1992	Jody Miller-Pruitt	35
1995	Jenny Dalton	59
1996	Jenny Dalton	64
1998	Leah Braatz	53

ANNUAL INDIVIDUAL CHAMPIONS, PITCHING

STRIKEOUTS PER SEVEN INNINGS

2004	Alicia Hollowell	12.1
------	------------------	------

VICTORIES

1995	Carrie Dolan	33
1996	Carrie Dolan	35
2003	Alicia Hollowell	40

ANNUAL TEAM CHAMPIONS, OFFENSE

BATTING AVERAGE

1994	Arizona	.380
1995	Arizona	.383
2000	Arizona	.336
2004	Arizona	.338

HITS

1994	Arizona	701
1995	Arizona	765
1997	Arizona	721
1998	Arizona	731
2009	Arizona	583

RUNS PER GAME

1995	Arizona	8.74
2009	Arizona	7.92

RUNS

1994	Arizona	527
1995	Arizona	629
1997	Arizona	500
1998	Arizona	569
2001	Arizona	475
2009	Arizona	499

DOUBLES

1994	Arizona	1.52
1995	Arizona	1.54

HOME RUNS PER GAME

1993	Arizona	0.69
1994	Arizona	1.39
1995	Arizona	1.39
1998	Arizona	1.11
2001	Arizona	1.83
2002	Arizona	1.39
2008	Arizona	1.57
2009	Arizona	2.13

HOME RUNS

1994	Arizona	93
1995	Arizona	100
1997	Arizona	60
1998	Arizona	79
2001	Arizona	126
2002	Arizona	93
2009	Arizona	134

SLUGGING PERCENTAGE

1993	Arizona	.463
1994	Arizona	.602
1995	Arizona	.608
2001	Arizona	.594
2009	Arizona	.630

TOTAL BASES

1994	Arizona	1,112
1995	Arizona	1,216
1997	Arizona	1,016
1998	Arizona	1,117
2001	Arizona	1,112
2009	Arizona	1,083

ANNUAL TEAM CHAMPIONS, PITCHING

EARNED RUN AVERAGE

1992	Arizona	0.35
------	---------	------

ANNUAL TEAM CHAMPIONS, DEFENSE

FIELDING PERCENTAGE

1995	Arizona	.979
2001	Arizona	.981
2003	Arizona	.976

DOUBLE PLAYS

1995	Arizona	33
------	---------	----

2014 ARIZONA SOFTBALL MEDIA GUIDE

STREAKS

Winning Streak
47; April 1996 to March 1997*

Home Field Winning Streak
70 games; 2000 through 2002

Consecutive NCAA Tournament Games Won
14; 1993-95

Hitting Streak
30 games; Amy Chellevoid, 1994

Consecutive Stolen Bases
56; Caitlin Lowe, 2006-07

Consecutive Pitching Victories
60; Jennie Finch; 4/29/00-4/6/02*

RUNS SCORED

Inning, Team
17; vs. Bowling Green, 2/16/2001, Fourth inning

Game, Team
29; vs. Bowling Green; 2/16/2001

Season, Team
629; 1995*

Season, Team Runs Per Game
8.74; 1995*

Season, Individual
101; Jenny Dalton, 1995*

Game, Teams combined
38; Arizona 21, Washington 17, 5/10/03

Career, Individual
293; Jenny Dalton, 1993-96*

HITS

Game, Individual
6; Lauren Bauer, vs. UCLA, 5/6/00

Game, Team
22; vs. Oregon, 3/28/98
22; vs. Ohio State, 3/24/96

Game, Opponent
21; Washington, 5/10/03

Season, Individual
132; Alison McCutcheon, 1997*

Season, Team
765; 1995*

Career, Individual
405; Alison McCutcheon, 1995-98

RUNS BATTED IN

Game, Individual
11; Jackie Coburn, 5/10/03 vs. Washington*

Game, Team
24; vs. Stanford, 4/14/1995

Season, Individual
128; Laura Espinoza, 1995*

Season, Individual RBI Per Game
1.78; Laura Espinoza, 1995

Season, Team
566; 1995*

Career, Individual
328; Jenny Dalton, 1993-96*

HOME RUNS

Game, Team
7; vs. Boston University, 2/27/04

Game, Individual
3; Several, Last: Lini Koria, vs. Nebraska, 2/10/12

Day, Team
10; vs. McNeese State (5) and Southern Utah (5), 2/24/01

Doubleheader, Team
9; vs. Boise State, 3/9/13

Tournament, Team
18; Wildcat Invitational (6 games), February 2009

Season, Individual
37; Laura Espinoza, 1995*

Season, Team
134; 2009

Season, Home Runs Per Game, Individual
0.51; Laura Espinoza, 1995*

Season, Home Runs Per Game, Team
2.13; 134 in 63 Games, 2009

TOTAL BASES

Game, Individual
13; Laura Espinoza, vs. Florida State, 5/21/95

Season, Team
1,216; 1995*

SLUGGING PERCENTAGE

Season, Individual
1.022; Lovie Jung, 2003

Season, Team
.630; 2009

Career, Individual
.797; Leah Braatz, 1994-95, 97-98

STOLEN BASES

Career, Individual Percentage
.945 (156-165); Caitlin Lowe, 2004-07

Season, Individual
67; Alison McCutcheon, 1998

Season, Team
136; 1998

Career, Individual
156; Caitlin Lowe, 2004-07

AT-BATS

Career, Individual
894; Amy Chellevoid, 1992-95

Season, Individual
253; Amy Chellevoid, 1995

BATTING AVERAGE

Season, Individual
.534; Alison McCutcheon, 1997

Career, Individual
.466; Alison McCutcheon, 1995-98

Season, Team
.385; 1998*

DOUBLES

Season, Individual
23; Brigitte Del Ponte, 2011

Season, Team
111; 1995

Career, Individual
66; Brittany Lastrapes, 2008-11

WALKS

Season, Individual
64; Jenny Dalton, 1996

Season, Team
287; 1995

Career, Individual
251; Jenny Dalton, 1993-96

MISCELLANEOUS OFFENSE

Runners Left on Base, Game
20; vs. Long Beach State, 4/21/83

STRIKEOUTS

Game, Individual
20; Alicia Hollowell, vs. Indiana 3/6/04, 7 inning perfect game
20; Taryne Mowatt, vs. Virginia Tech 3/1/08, 12 inning game

Game, Combined
34; Alicia Hollowell (11) and Cat Osterman, Texas (23), 3/17/05

Season, Individual
522; Taryne Mowatt, 2007

Season, Per Seven Innings, Individual
12.11; Alicia Hollowell, 2004

Season, Per Seven Innings, Team
11.04; 685 K in 434.0 IP, 2006

Career, Individual
1,768; Alicia Hollowell, 2003-06

GAMES PITCHED

Season
60; Taryne Mowatt, 2007

Career
185; Alicia Hollowell, 2003-06

GAMES STARTED

Season
53; Taryne Mowatt, 2007

Career
165; Alicia Hollowell, 2003-06

COMPLETE GAMES

Season
50; Taryne Mowatt, 2007

Career
146; Alicia Hollowell, 2003-06

SHUTOUTS

Season, Individual
22; Alicia Hollowell, 2003

Season, Team
41; 1992

Career, Individual
81; Alicia Hollowell, 2003-06

INNINGS PITCHED

Season
370.0; Taryne Mowatt, 2007

Career
1122.0; Alicia Hollowell, 2003-06

VICTORIES

Season, Individual
42; Taryne Mowatt, 2007

Season, Team
67; 1998

Career, Individual
134; Alicia Hollowell, 2003-06

EARNED RUN AVERAGE

Season, Team
0.35; 1992

Season, Individual
0.30; Susie Parra, 1992

Career, Individual
0.44; Debbie Day, 1991-92

MISCELLANEOUS PITCHING

Winning Percentage, Career
.938 (120-8); Nancy Evans, 1994-95, 97-98*

Best Perfect Season
32-0; Jennie Finch, 2001*

Complete Games, Season
50; Taryne Mowatt

PUTOUTS

Season, Individual
690; Callista Balko, 2006

Career, Individual
2,173; Callista Balko, 2005-08

ASSISTS

Season, Individual
230; Julie Standerling, 1988

Career, Individual
767; Julie Standerling, 1988-91

ERRORS

Game, Team
10; vs. Long Beach State, 3/27/82

MISCELLANEOUS

Longest Game
21 innings; vs. Long Beach State, 4/21/83

Largest Margin of Victory
29-0; vs. Bowling Green 2001

*NCAA Record

2014 ARIZONA SOFTBALL MEDIA GUIDE

TEAM OFFENSE

Year	G	AB	R	H	Avg.	2B	3B	HR	RBI	Slg	BB	SO	SB-A	HP	SH/SF	PO	A	E	Fldg
1982	41	1096	94	202	0.134	19	4	5	96	0.222	82	169	29-NA	14	NA	962	566	105	0.936
1983	44	1127	82	240	0.213	28	5	0	82	0.247	65	118	39-NA	7	98	965	579	85	0.948
1984	44	1085	116	248	0.228	31	10	3	117	0.284	60	106	65-NA	9	55	909	545	70	0.954
1985	33	802	75	168	0.209	11	5	1	70	0.241	61	103	29-NA	9	41	674	359	42	0.96
1986	41	1049	117	239	0.228	27	4	2	82	0.267	82	115	11-18	8	64	844	404	58	0.956
1987	60	1524	255	404	0.265	41	10	10	211	0.325	142	168	108-116	18	88/1	1169	547	87	0.952
1988	72	1917	226	490	0.256	53	10	4	180	0.3	119	143	86-112	13	102/14	1550	794	102	0.958
1989	67	1708	222	459	0.257	39	3	8	184	0.295	130	171	61-76	15	101/10	1416	664	62	0.961
1990	66	1750	253	474	0.271	45	15	5	179	0.322	138	142	109-127	13	69/13	1365	693	46	0.978
1991	72	1891	282	500	0.264	59	20	5	219	0.325	191	244	119-144	15	73/14	1519	730	70	0.97
1992	65	1659	263	440	0.265	54	19	15	223	0.348	163	236	128-155	18	73/22	1389	596	44	0.978
1993	52	1384	303	454	0.328	57	11	36	271	0.463	125	185	88-103	20	51/17	1035	445	65	0.958
1994	67	1847	527	701	0.38	102	15	93	478	0.602	221	193	78-93	21	50/36	1299	550	61	0.968
1995	72	1999	629	765	0.383	111	20	100	566	0.608	287	165	74-83	13	34/33	1332	628	42	0.979
1996	67	1869	467	665	0.356	68	16	47	421	0.485	220	192	105-121	15	52/31	1327	739	78	0.964
1997	66	1921	500	721	0.375	95	10	60	446	0.529	219	246	91-101	13	44/23	1299	615	59	0.97
1998	71	1900	569	731	0.385	109	20	79	506	0.588	238	191	136-149	15	37/31	1308	492	52	0.972
1999	69	1779	349	535	0.301	72	6	44	303	0.422	126	263	125-138	13	53/22	1357	543	73	0.963
2000	68	1812	420	609	0.336	95	10	66	374	0.509	192	254	101-120	24	42/18	1317	477	42	0.977
2001	69	1871	479	629	0.336	91	7	126	387	0.594	244	292	83-94	29	23/21	1356	374	34	0.981
2002	67	1719	365	501	0.291	58	5	93	342	0.493	248	416	32-41	43	30/10	1311	436	45	0.975
2003	63	1713	385	563	0.329	90	5	70	354	0.51	235	311	43-55	22	40/11	1240	437	41	0.976
2004	61	1617	375	546	0.338	67	3	66	344	0.505	209	300	129-154	20	39/15	1207	321	41	0.974
2005	57	1528	261	454	0.297	47	5	33	228	0.399	181	328	66-78	21	53/6	1178	309	38	0.975
2006	65	1732	350	538	0.311	62	12	62	317	0.468	203	399	79-87	33	49/11	1302	316	38	0.977
2007	65	1706	326	493	0.289	72	9	58	304	0.444	196	345	101-109	23	62/15	1330	394	41	0.977
2008	60	1616	362	491	0.304	90	10	94	328	0.564	214	347	43-54	34	37/12	1178	353	45	0.971
2009	63	1720	499	583	0.339	90	4	134	468	0.63	258	322	29-36	47	29/8	1190	516	55	0.969
2010	66	1725	479	564	0.327	67	7	107	439	0.56	320	386	36-45	27	41/11	1238	433	49	0.972
2011	61	1599	375	511	0.320	83	9	79	345	0.531	258	344	37-52	26	39/11	1178	428	52	0.969
2012	57	1495	327	446	0.298	63	2	80	300	0.504	198	278	57-62	42	30/9	1106	385	35	0.977
2013	59	1545	274	446	0.289	63	4	52	254	0.436	191	263	35-43	23	37/15	1167	390	55	0.966

TEAM PITCHING

Year	W	L	Pct.	IP	R	ER	ERA	SO	BB	ShO
1982	21	20	0.512	303	81	44	1.02	229	69	14
1983	29	24	0.547	316.2	86	48	1.06	149	58	11
1984	26	18	0.59	309	66	38	0.86	162	32	15
1985	17	16	0.515	237	79	55	1.62	90	49	6
1986	27	13	0.675	281	68	39	0.97	128	56	21
1987	42	18	0.7	404	105	61	1.06	165	95	18
1988	54	18	0.75	515	88	46	0.63	204	73	32
1989	48	19	0.716	472	112	62	0.92	188	111	27
1990	49	17	0.742	455	79	49	0.75	216	95	30
1991	56	16	0.778	507.2	72	46	0.63	348	114	35
1992	58	7	0.892	463.1	33	23	0.35	410	77	41
1993	44	8	0.846	345.1	83	56	1.14	279	90	23
1994	64	3	0.955	431	100	76	1.23	371	120	25
1995	66	6	0.917	443	109	88	1.39	245	123	33
1996	58	9	0.866	442.1	157	112	1.77	185	120	17
1997	61	5	0.924	433	117	99	1.6	294	75	19
1998	67	4	0.944	436	107	85	1.36	451	88	35
1999	53	16	0.768	452.1	136	103	1.59	417	126	22
2000	59	9	0.868	439	76	62	0.99	520	111	34
2001	65	4	0.942	452	63	50	0.77	632	123	40
2002	55	12	0.821	437	98	82	1.31	576	166	30
2003	56	7	0.889	413.1	98	88	1.49	495	106	34
2004	55	6	0.902	402.1	72	59	1.03	632	81	30
2005	45	12	0.789	392.2	90	63	1.12	573	77	23
2006	54	11	0.831	434	82	68	1.1	685	71	29
2007	50	14	0.781	443.1	128	105	1.66	575	183	22
2008	41	19	0.683	392.2	118	96	1.71	492	147	18
2009	46	17	0.73	396.2	215	169	2.98	322	101	7
2010	52	14	0.788	412.2	170	129	2.19	371	184	23
2011	43	18	0.705	392.2	196	168	2.99	362	234	17
2012	38	19	0.667	368.2	179	155	2.94	348	199	2
2013	33	26	0.559	389.0	257	217	3.90	334	221	3

TEAM DEFENSE

Year	Pct	Ast	PO	Chances	E
1982	0.936	566	962	1633	105
1983	0.948	579	965	1629	85
1984	0.954	545	909	1524	70
1985	0.96	359	674	1075	42
1986	0.956	404	844	1306	58
1987	0.952	547	1169	1803	87
1988	0.958	794	1550	2446	102
1989	0.961	664	1416	2165	85
1990	0.978	693	1365	2104	46
1991	0.97	730	1519	2319	70
1992	0.978	596	1389	1985	44
1993	0.958	445	1035	1545	65
1994	0.968	550	1299	1910	61
1995	0.979	638	1332	2012	42
1996	0.964	739	1327	2144	78
1997	0.97	615	1299	1973	59
1998	0.972	492	1308	1852	52
1999	0.963	543	1357	1973	73
2000	0.977	477	1317	1836	42
2001	0.981	374	1356	1764	34
2002	0.975	436	1311	1792	45
2003	0.976	437	1240	1718	41
2004	0.974	321	1207	1569	41
2005	0.975	309	1178	1525	38
2006	0.977	316	1302	1656	38
2007	0.977	394	1330	1765	41
2008	0.971	353	1178	1576	45
2009	0.969	516	1190	1761	55
2010	0.972	433	1238	1720	49
2011	0.969	428	1178	1658	52
2012	0.977	385	1106	1526	35
2013	0.966	390	1167	1612	55

2014 ARIZONA SOFTBALL MEDIA GUIDE

NO-HITTERS THROWN

Pitcher	Date	Opponent
Tonja Andreon	4/17/77	Northern Arizona
Tonja Andreon	5/28/77	Arizona State
Sandy Miramontes	4/17/82	Southern California
Sheryl Kempkes	3/11/83	San Diego State
Pam Stone	3/06/84	UCSanta Barbara
Sandy Miramontes	5/04/84	Oregon
Teresa Cherry	3/07/87	Central Michigan
Lisa Bautista	3/19/87	Oklahoma (5)
Teresa Cherry	3/26/87	Fresno State
Lisa Bautista	2/25/88	Minnesota
Leslie VanOver	3/12/88	Oregon State
Leslie VanOver	3/24/88	San Fransisco
Doreen Juarez	5/06/89	California
Julie Jones	4/21/90	California
Debby Day	2/14/91	Pacific (5)
Debby Day	2/22/91	UNLV
Susie Parra	2/24/91	UCSanta Barbara
Julie Jones	3/22/91	Colorado State
Debby Day	3/22/91	Oregon State
Susie Parra	4/05/91	St. Mary's (5)
Debby Day	4/05/91	St. Mary's
Susie Parra**	4/11/92	Oregon State (6)
Debby Day	4/24/92	Oregon State
Debby Day	4/25/92	Oregon
Susie Parra	2/13/93	TexasSan Antonio (5)
Susie Parra	2/19/93	Fresno State
Susie Parra**	4/18/93	California (8)
Susie Parra	2/13/94	Texas A & M
Susie Parra	4/23/94	Oregon State
Carrie Dolan	3/04/95	New Mexico (5)
Nancy Evans	3/04/95	Pacific (5)
Nancy Evans	3/05/95	New Mexico (5)
Carrie Dolan	3/24/95	Texas A & M
Carrie Dolan	2/23/97	Alabama (5)
Nancy Evans	3/7/98	Texas Tech (6)
Nancy Evans	4/19/98	Stanford (5)
Nancy Evans	5/9/98	UCLA
Jennie Finch	5/21/99	Southwest Texas
Becky Lemke	2/4/00	Southern Mississippi (5)
Becky Lemke	3/11/00	Brigham Young
Becky Lemke	5/18/00	Middle Tennessee St. (6)
Jennie Finch	2/18/00	Tennessee State (5)
Jennie Finch	2/25/00	Drake (5)
Jennie Finch	5/21/00	Nebraska
Becky Lemke	2/2/01	Florida Atlantic
Becky Lemke	2/16/01	Bowling Green (6)
Jenny Gladding	3/3/01	Indiana State (6)
Jenny Gladding	3/6/01	Creighton (6)
Becky Lemke	3/13/01	San Diego (5)
Jennie Finch	4/1/01	Oregon State
Jennie Finch	2/17/02	New Mexico State (6)
Jennie Finch	3/2/02	Evansville (5)

Jennie Finch	3/14/02	Notre Dame
Alicia Hollowell	2/8/03	Wisconsin
Alicia Hollowell	2/15/03	Minnesota
Leslie Wolfe	2/14/04	Dayton (5)
Alicia Hollowell**	3/6/04	Indiana, 20 Ks
Alicia Hollowell	3/12/04	Missouri
Hollowell/Allen	4/23/04	Oregon State (5)
Alicia Hollowell**	2/13/05	UT-Chattanooga
Alicia Hollowell	2/18/05	Marshall
Alicia Hollowell	2/25/05	Sam Houston State
Alicia Hollowell	2/26/05	Louisiana Tech
Alicia Hollowell	3/4/05	Eastern Michigan (5)
Alicia Hollowell**	3/12/05	UNLV
Alicia Hollowell**	3/16/05	Long Beach State
Alicia Hollowell	3/20/05	Fresno State (5)
Alicia Hollowell	2/10/06	Northwestern (6)
Alicia Hollowell	2/11/06	Texas A&M (5)
Alicia Hollowell	3/3/06	Long Beach State
Taryne Mowatt	3/16/06	UNLV
Taryne Mowatt**	3/18/06	Cal State Northridge (5)
Alicia Hollowell	4/30/06	Washington
Taryne Mowatt	2/16/07	Texas Tech
Taryne Mowatt	4/6/07	Arizona State
Taryne Mowatt	5/18/07	Howard (5)
Mowatt/Akamine	2/29/08	South Florida
Lindsey Sisk	3/8/08	La Salle
Taryne Mowatt	5/4/08	Washington
Sarah Akamine	2/12/10	Western Michigan (5)
Kenzie Fowler	3/3/10	New Mexico State (5)
Sarah Akamine	3/12/10	Northern Colorado (5)
Kenzie Fowler	3/28/10	New Mexico (5)
Kenzie Fowler	4/7/10	UTEP (5)
Kenzie Fowler**	4/24/10	Oregon State (5)
Fowler/Babcock	3/25/11	Cal State Northridge (5)
Shelby Babcock	3/3/12	College of Charleston (5)

** Perfect game

NO-HITTERS

2014 ARIZONA SOFTBALL MEDIA GUIDE

NCAA NATIONAL CHAMPIONS

2007	Oklahoma City, Okla. (beat Tennessee 1-0, 5-0)
2006	Oklahoma City, Okla. (beat Northwestern 8-0, 5-0)
2001	Oklahoma City, Okla. (beat UCLA, 1-0)
1997	Oklahoma City, Okla. (beat UCLA, 10-2)
1996	Columbus, Ga. (beat Washington, 6-4)
1994	Oklahoma City, Okla. (beat Cal State Northridge, 4-0)
1993	Oklahoma City, Okla. (beat UCLA, 1-0)
1991	Oklahoma City, Okla. (beat UCLA, 5-1)

HONDA SOFTBALL AWARD

2007	Caitlin Lowe (OF), Finalist
2005	Caitlin Lowe (OF), Finalist
2004	Alicia Hollowell (P), Finalist
2003	Lovie Jung (SS), Finalist
2002	Jennie Finch (P) Player of the Year
2001	Jennie Finch (P) Player of the Year
1998	Nancy Evans (P) Player of the Year
	Leah Braatz (C), Finalist
1997	Alison Johnsen (OF), Finalist
	Nancy Evans (P), Finalist
1996	Jenny Dalton (2B) Player of the Year
1995	Amy Chellevold (1B), Finalist
	Laura Espinoza (SS), Finalist
1994	Susie Parra (P) Player of the Year
1993	Susie Parra (P) Finalist

USA SOFTBALL NATIONAL PLAYER OF THE YEAR

2010	Kenzie Fowler (P), Finalist
2006	Alicia Hollowell (P), Finalist
2005	Caitlin Lowe (OF), Finalist
2004	Alicia Hollowell (P), Finalist
2003	Lovie Hung (SS), Finalist

USA SOFTBALL FEMALE ATHLETE OF THE YEAR

2009	Jennie Finch
------	--------------

NCAA WOMAN OF THE YEAR

1998	Nancy Evans, National nominee
1997	Leah O'Brien, Finalist, state winner
1996	Jenny Dalton, state winner

ESPY AWARD

2007	Taryne Mowatt, Best Female Athlete
	Taryne Mowatt, Best Female College Athlete

LOWE'S SENIOR CLASS AWARD

2011	Brittany Lastrapes, finalist
2009	Jenae Leles, finalist
2008	Callista Balko, finalist
2007	Caitlin Lowe

LOWE'S SENIOR ALL-AMERICA

2009	Jenae Leles, 2nd team
2008	Callista Balko, 2nd team
2007	Caitlin Lowe, 1st team

ADIDAS GOLDEN SHOE AWARD

2007	Caitlin Lowe
------	--------------

DIAMOND SPORTS/NFCA CATCHER OF THE YEAR

1998	Leah Braatz
1997	Leah Braatz

PLAYER OF THE YEAR

1995	Laura Espinoza, Fastpitch World
1994	Laura Espinoza, College Sports

NCAA REGIONAL ALL-TOURNAMENT (Awarded from 1997-2004)

2004	Wendy Allen, NCAA Region 1
	Mackenzie Vandergeest, NCAA Region 1
2003	Lovie Jung, NCAA Region 1 MVP
	Alicia Hollowell, NCAA Region 1
	Mackenzie Vandergeest, NCAA Region 1
	Autumn Champion, NCAA Region 1
2002	Jennie Finch, NCAA Region 2
	Meaghan Finnerty, NCAA Region 2
	Mackenzie Vandergeest, NCAA Region 2
	Courtney Fossatti, NCAA Region 2
	Jenny Gladding, NCAA Region 2
2001	Toni Mascarenas, NCAA Region 1 MVP
	Lauren Bauer, NCAA Region 1
	Mackenzie Vandergeest, NCAA Region 1
	Jennie Finch, NCAA Region 1

	Nicole Giordano, NCAA Region 1
2000	Jennie Finch, NCAA Region 2 MVP
	Lauren Bauer, NCAA Region 2
	Nicole Giordano, NCAA Region 2
	Katie Swan, NCAA Region 2
	Becky Lemke, NCAA Region 2
	Toni Mascarenas, NCAA Region 2
	Lindsey Collins, NCAA Region 2
1999	Jennie Finch, NCAA Region 2 MVP
	Lauren Bauer, NCAA Region 2
	Nicole Giordano, NCAA Region 2
	Katie Swan, NCAA Region 2
	Becky Lemke, NCAA Region 2
1998	Lauren Bauer, NCAA Region 1 MVP
	Leah Braatz, NCAA Region 1
	Nancy Evans, NCAA Region 1
	Leticia Pineda, NCAA Region 1
	Nicole Giordano, NCAA Region 1
	Becky Lemke, NCAA Region 1
1997	Alison McCutcheon, NCAA Region 1
	Nancy Evans, NCAA Region 1 MVP
	Jenny Gladding, NCAA Region 1
	Leah O'Brien, NCAA Region 1
	Lisa Pitt, NCAA Region 1
	Brandi Shriver, NCAA Region 1
	Leticia Pineda, NCAA Region 1

CoSIDA ACAMEDIC ALL-AMERICA

2010	K'Lee Arredondo (SS), 1st
2006	Autumn Champion (OF), 2nd
2004	Wendy Allen (DP/1B), 2nd
1998	Nancy Evans (P), 1st
1997	Leah O'Brien (INF), 1st
1996	Jenny Dalton (INF), 1st
1995	Leah O'Brien (OF), 1st
	Jenny Dalton (INF), 2nd
1994	Leah O'Brien (OF), 1st

GTE ACADEMIC ALL-AMERICA MEMBER

1998	Nancy Evans (P)
1997	Leah O'Brien (INF)

NFCA SCHOLAR-ATHLETE ALL-AMERICA

2001	Erika Hanson
2010	Alicia Banks
	Ashley Ralston-Alvarez
2011	Alicia Banks

ARIZONA SPORTS HALL OF FAME (Induction Year)

1991, 1993, 1994, 1996, 1997, 2001, 2006,	2007 Teams (National Champions)
Julie Standerling, ss, 1987-91 (96)	
Teresa Cherry, p, 1986-88 (93)	
Debby Day, p, 1991-92 (97)	
Jamie Heggen, of, 1991-93 (98)	
Jody Miller-Pruitt, c, 1990-93 (98)	
Susie Parra, p, 1991-94 (99)	
Amy Chellevold, 1992-95 (00)	
Laura Espinoza-Watson, 92-95 (00)	
Jenny Dalton-Hill, 93-96 (01)	
Leah O'Brien-Amico, 1993-95 97 (02)	
Leah Braatz, 1994-95, 97-98 (03)	
Nancy Evans, 1994-95, 97-98 (03)	
Alison McCutcheon, 1995-98 (04)	
Leticia Pineda, 1995-98 (04)	
Jennie Finch, 1999-02 (07)	
Lovie Jung, 2002-03 (08)	
Alicia Hollowell, 2003-06 (11)	
Caitlin Lowe, 2004-07 (12)	

ALL-WEST REGION

2013	Hallie Wilson (1B), 1st team
	Chelsea Goodacre (C), 2nd team
2011	Brittany Lastrapes (OF), 1st team
	Kenzie Fowler (P), 1st team
	Brigitte Del Ponte (3B), 1st team
	Lauren Schutzler (OF), 1st team
	Stacie Chambers (C), 1st team
	Brittany Lastrapes (OF), 1st team
2010	Lauren Schutzler (OF), 1st team
	Stacie Chambers (C), 1st team
	Brittany Lastrapes (OF), 1st team
	Kenzie Fowler (P), 1st team
	K'Lee Arredondo (SS), 2nd team
	Lauren Schutzler (OF), 2nd team
	Brigitte Del Ponte (3B), 2nd team
2009	Stacie Chambers (C), 1st team
	Brittany Lastrapes (OF), 1st team
	Jenae Leles (3B), 1st team
	Lauren Schutzler (OF), 1st team

ALL-PACIFIC REGION

2008	Laine Roth (1B), 2nd team
	Jenae Leles (3B), 2nd team
	Brittany Lastrapes (OF), 2nd team
2007	Callista Balko (C), 1st team

	Caitlin Lowe (OF), 1st team
	Taryne Mowatt (P), 1st team
2006	Caitlin Lowe (OF), 1st team
	Kristie Fox (SS), 1st team
	Alicia Hollowell (P), 2nd team
	Autumn Champion (OF), 2nd team
2005	Alicia Hollowell (P), 1st team
	Caitlin Lowe (OF), 1st team
	Kristie Fox (SS), 1st team
	Autumn Champion (OF), 2nd team
	Alicia Hollowell (P), 1st team
2004	Autumn Champion (OF), 1st team
	Caitlin Lowe (OF), 1st team
	Wendy Allen (DP), 1st team
	Alicia Hollowell (P), 1st team
2003	Autumn Champion (OF), 1st team
	Courtney Fossatti (OF), 1st team
	Lovie Jung (SS), 2nd team
	Wendy Allen (DP), 2nd team
2002	Jennie Finch (P), 1st team
	Leneah Manuma (1B), 1st team
	Jenny Gladding (P), 2nd team
2001	Jennie Finch (P), 1st team
	Toni Mascarenas (3B), 1st team
	Lauren Bauer (OF), 1st team
	Leneah Manuma (DP), 1st team
	Nicole Giordano (OF), 2nd team
2000	Jennie Finch (P), 1st team
	Toni Mascarenas (3B), 1st team
	Lindsey Collins (C), 1st team
	Nicole Giordano (OF), 1st team
	Lauren Bauer (OF), 2nd team
	Lauren Bauer (OF), 2nd team
1999	Nicole Giordano (OF), 2nd team
	Becky Lemke (P), 2nd team
	Nancy Evans (P), 1st team
1998	Leah Braatz (C), 1st team
	Alison McCutcheon (OF), 1st team
	Leticia Pineda (at-large 1B), 1st team
	Toni Mascarenas (3B), 1st team
	Lauren Bauer (OF), 1st team
1997	Nancy Evans (P), 1st team
	Leah O'Brien (1B), 1st team
	Alison Johnsen (OF), 1st team
	Leah Braatz (C), 1st team
	Leticia Pineda (3B), 1st team
1996	Jenny Dalton (2B), 1st team
	Carrie Dolan (P), 1st team
	Krista Gomez (3B), 1st team
	Alison Johnsen (OF), 1st team
	Leticia Pineda (C), 1st team
	Brandi Shriver (OF), 1st team
	Leah Braatz (C), 2nd team
	Amy Chellevold (1B), 1st team
	Jenny Dalton (2B), 1st team
	Carrie Dolan (P), 1st team
	Laura Espinoza (SS), 1st team
	Leah O'Brien (OF), 1st team
1994	Leah Braatz (C), 1st team
	Amy Chellevold (1B), 1st team
	Jenny Dalton (2B), 1st team
	Laura Espinoza (SS), 1st team
	Leah O'Brien (OF), 1st team
	Susie Parra (P), 1st team
1993	Amy Chellevold (1B), 1st team
	Laura Espinoza (SS), 1st team
	Jamie Heggen (OF), 1st team
	Susie Parra (P), 1st team
	Jody Pruitt (C), 2nd team
	Debby Day (P), 1st team
	Amy Chellevold (1B), 2nd team
	Jamie Heggen (OF), 1st team
	Jody Miller-Pruitt (C) 1st team
	Susie Parra (P), 2nd team
1991	Debby Day (P), 2nd team
	Jamie Heggen (OF), 2nd team
	Julie Jones (INF), 2nd team
	Julie Standerling (INF), 1st team

ALL-NORTHWEST REGION

1990	Nikki Dennis (3B)
	Vivian Holm (OF)
1989	Nikki Dennis (3B), 2nd
	Vivian Holm (OF), 2nd
1988	Teresa Cherry (P)
	Kristin Gauthier (OF)
	Vivian Holm (1B)
	Julie Standerling (3B), 2nd
	Jamie Wheat (OF)
1987	Stacy Engel (C)
	Vivian Holm (OF)

ALL-WOMEN'S COLLEGE WORLD SERIES

2010	K'Lee Arredondo (SS)
	Karissa Buchanan (OF)
	Kenzie Fowler (P)
	Brittany Lastrapes (OF)
2007	Taryne Mowatt (P), Most Outstanding Player
	Kristie Fox (SS)
	Jenae Leles (3B)
	Caitlin Lowe (OF)
2006	Alicia Hollowell (P), Most Outstanding Player
	Caitlin Lowe (OF)
	Autumn Champion (P)
	Taryne Mowatt (UT)
2003	Lovie Jung (SS)
	Alicia Hollowell (P)
2002	Jennie Finch (P)
	Jackie Coburn (3B)
	Leneah Manuma (1B)
2001	Jennie Finch (P), Most Outstanding Player
	Lindsey Collins (C)
	Nicole Giordano (OF)
	Toni Mascarenas (3B)
2000	Toni Mascarenas (3B)
1998	Nancy Evans (P)
	Leah Braatz (C)
	Leticia Pineda (1B)
	Toni Mascarenas (3B)
1997	Nancy Evans (P), Most Outstanding Player
	Alison Johnsen (OF)
	Leah O'Brien (1B)
1996	Michelle Churnock (SS, at-large)
	Jenny Dalton (2B)
	Carrie Dolan (P)
	Krista Gomez (3B, at-large)
	Alison Johnsen (OF)
1995	Leah Braatz (C)
	Nancy Evans (P, at-large)
	Alison Johnsen (OF)
	Leah O'Brien (OF)
	Brandi Shriver (OF, at-large)
1994	Leah Braatz (C)
	Amy Chellevold (1B)
	Jenny Dalton (2B)
	Leah O'Brien (OF)
	Susie Parra (P)
1993	Amy Chellevold (1B)
	Krista Gomez (3B)
	Susie Parra (P)
	Jody Pruitt (C)
	Stacy Redondo (OF)
1992	Amy Chellevold (1B)
	Debby Day (at-large)
	Susie Duarte (3B)
	Susie Parra (P)
1991	Kristin Gauthier (OF)
	Julie Jones (1B)
	Julie Standerling (SS)
	Debby Day (P)
1989	Nikki Dennis (at-large)
	Kristin Gauthier (OF)
1988	Julie Standerling (3B)
	Heidi Lievens (SS)

COACH OF THE YEAR

2007	Mike Candrea, Pacific-10
	Staff, NFCA Division I
2003	Mike Candrea, Pacific-10
2002	Mike Candrea, Pacific-10
2001	Mike Candrea, Pacific-10 co-honor
2000	Mike Candrea, Pacific-10 co-honor
1998	Mike Candrea, Pacific-10
1997	Mike Candrea, Speedline/NFCA Division I
	National Coach of the Year
	Mike Candrea, Pacific-10
	Mike Candrea, Pacific-Region
1996	Mike Candrea, Speedline/NFCA Division I
	National Coach of the Year
1995	Mike Candrea, Pacific Region
1994	Mike Candrea, NSCA Div. I
	National Coach of the Year
	Mike Candrea, Pacific Region
	Mike Candrea, Pacific-10
1988	Mike Candrea, Northwest Region
	Mike Candrea, Pacific-10
1987	Mike Candrea, Pacific-10
1986	Mike Candrea, Pacific-West co-honor

ALL-PACIFIC-12 CONFERENCE

2013	Hallie Wilson (OF), 1st team
	Chelsea Goodacre (C), 1st team
2012	Shelby Pendley (SS), 1st team
	Brigitte Del Ponte (3B), 2nd team
	Lini Koria (C/DP), 2nd team
	Hallie Wilson (OF), 2nd team

2014 ARIZONA SOFTBALL MEDIA GUIDE

ALL-PACIFIC-10 CONFERENCE

2011	Brittany Lastrapes (OF), 1st team Brigette Del Ponte (3B), 1st team Kenzie Fowler (P), 2nd team Lauren Schutlzler (OF), 2nd team Stacie Chambers (C), 2nd team
2010	Stacie Chambers (C), 1st team Brittany Lastrapes (OF), 1st team Kenzie Fowler (P), 1st team K'Lee Arredondo (SS), 2nd team Lauren Schutlzler (OF), 2nd team Brigette Del Ponte (3B), 2nd team
2009	Stacie Chambers (C), 1st team Brittany Lastrapes (OF), 1st team Jenae Leles (3B), 1st team K'Lee Arredondo (SS), 2nd team Sam Banister (1B), 2nd team
2008	Brittany Lastrapes (OF), 1st team Jenae Leles (3B), 1st team Laine Roth (1B), 1st team K'Lee Arredondo (SS), 2nd team Taryne Mowatt (P), 2nd team
2007	Kristie Fox (SS), 1st team Caitlin Lowe (OF), 1st team Taryne Mowatt (P), 1st team Chelsie Mesa (2B), 2nd team
2006	Caitlin Lowe (OF), 1st team Kristie Fox (SS), 1st team Alicia Hollowell (P), 1st team Autumn Champion (OF), 2nd team
2005	Alicia Hollowell (P), 1st team Caitlin Lowe (OF), 1st team Kristie Fox (SS), 1st team Autumn Champion (OF), 2nd team
2004	Alicia Hollowell (P), 1st team Caitlin Lowe (OF), 1st team Autumn Champion (OF), 1st team Wendy Allen (DP), 1st team Mackenzie Vandergeest (C), 2nd team
2003	Alicia Hollowell (P), 1st team Lovie Jung (SS), 1st team Autumn Champion (OF), 1st team Courtney Fossatti (OF), 2nd team Mackenzie Vandergeest (C), 2nd team
2002	Jennie Finch (P), 1st team Lovieanne Jung (SS), 1st team Leneah Manuma (1B), 1st team Mackenzie Vandergeest (C), 2nd team
2001	Jennie Finch (P), 1st team Lauren Bauer (OF), 1st team Toni Mascarenas (3B), 1st team Nicole Giordano (OF), 2nd team Becky Lemke (P), 2nd team Leneah Manuma (DP), 2nd team Mackenzie Vandergeest (OF), 2nd team
2000	Nicole Giordano (OF), 1st team Jennie Finch (3B), 1st team Allison Andrade (SS), 2nd team Becky Lemke (P), 2nd team Toni Mascarenas (3B), 2nd team Katie Swan (2B), 2nd team
1999	Lauren Bauer (OF), 1st team Nicole Giordano (OF), 1st team Becky Lemke (P), 2nd team Toni Mascarenas (3B), 2nd team Alison McCutcheon (OF), 1st team Leah Braatz (C), 1st team Nancy Evans (P), 1st team Toni Mascarenas (3B), 1st team Leticia Pineda (1B), 1st team Lauren Bauer (OF), 2nd team Katie Swan (2B), 2nd team Nicole Giordano (OF), 2nd team
1997	Nancy Evans (P), 1st team Alison Johnsen (OF), 1st team Leah O'Brien (1B), 1st team Leah Braatz (C), 1st team Leticia Pineda (C), 1st team Carrie Dolan (P), 2nd team Carrie Dolan (P), 2nd team
1996	Jenny Dalton (2B), 1st team Krista Gomez (3B), 1st team Alison Johnsen (OF), 2nd team Leticia Pineda (C), 1st team Andrea Doty (OF), 2nd team Leah Braatz (C), 1st team Amy Chellevoid (1B), 1st team Jenny Dalton (2B), 1st team Carrie Dolan (P), 1st team Nancy Evans (P), 2nd team Laura Espinoza (SS), 1st team Krista Gomez (OF), 2nd team Leah O'Brien (OF), 1st team

1994	Leah Braatz (C), 1st team Amy Chellevoid (1B), 1st team Jenny Dalton (2B), 1st team Nancy Evans (P), 1st team Laura Espinoza (SS), 1st team Krista Gomez (OF), 2nd team Leah O'Brien (OF), 1st team Susie Parra (P), 1st team
1993	Amy Chellevoid (1B), 1st team Jenny Dalton (2B), 1st team Laura Espinoza (SS), 1st team Jamie Heggen (OF), 1st team Leah O'Brien (OF), 1st team Susie Parra (P), 1st team Jody Pruitt (C), 2nd team
1992	Amy Chellevoid (INF), 1st team Debby Day (P), 1st team Laura Espinoza (INF), 1st team Jamie Heggen (OF), 1st team Jody Miller-Pruitt (C), 1st team Susie Parra (P), 2nd team Debby Day (P), 2nd team Kristin Gauthier (OF), 2nd team Jamie Heggen (OF), 1st team Julie Jones (INF), 1st team Juile Standerling (INF), 1st team
1991	Nicki Dennis (INF), 1st team Kristin Gauthier (OF), 1st team Vivian Holm (OF), 1st team Julie Jones (UT), 1st team Catherine Stedman (DP), 1st team Jody Miller (C), 2nd team Ginnie Scheller (P), 2nd team Julie Standerling (INF), 2nd team
1990	Nicki Dennis (3B), 2nd team Julie Standerling (SS), 1st team Teresa Cherry (P), 1st team Kristin Gauthier (OF), 1st team Vivian Holm (1B), 1st team Jamie Wheat (OF), 1st team Stacey Engel (C), 1st team Vivian Holm (OF), 1st team

ALL-PACIFIC-WEST

1986	Lisa Bernstein (UT) Heidi Lievens (SS)
------	---

ALL-WCAA

1985	Heidi Lievens (SS)
1984	Karen Fellenz (2B) Dee Dinota (SS) Lisa Bernstein (C) Dee Dinota (SS) Barb Garcia (OF) Regina Rawson (DH) Mary Cassidy (C) Barb Garcia (OF)

PACIFIC-10 PITCHER OF THE YEAR

2004	Alicia Hollowell
2002	Jennie Finch
2001	Jennie Finch

PACIFIC-10 CONFERENCE MEDAL

2004	Wendy Allen
2003	Lovie Jung
2002	Jennie Finch
2001	Lauren Bauer
1998	Nancy Evans
1997	Leah O'Brien
1996	Jenny Dalton
1995	Amy Chellevoid
1989	Stacy Engel

PACIFIC-10 PLAYER OF THE YEAR

2005	Caitlin Lowe (OF)
1998	Alison (Johnsen) McCutcheon (OF)
1997	Alison Johnsen (OF)
1996	Jenny Dalton (2B)
1995	Laura Espinoza (SS)
1994	Susie Parra (P)

PACIFIC-10 NEWCOMER OF THE YEAR

2004	Caitlin Lowe (OF)
2003	Alicia Hollowell (P)
2002	Lovieanne Jung (SS)
1998	Toni Mascarenas (3B)
1994	Leah Braatz (C)

PACIFIC-10 DEFENSIVE PLAYER OF THE YEAR

2007	Caitlin Lowe (OF)
------	-------------------

ACADEMIC ALL-PACIFIC-12

2013	Chelsea Suitsos (2B), 2nd team
------	--------------------------------

ACADEMIC ALL-PACIFIC-10

2011	Lauren Schutlzler (OF), 2nd team
2010	K'Lee Arredondo (SS), 1st team Lauren Schutlzler (OF), 2nd team K'Lee Arredondo (SS), 1st team Lauren Schutlzler (OF), 2nd team
2009	K'Lee Arredondo (SS), 1st team Jill Malina (OF), 2nd team Autumn Champion (OF), 2nd team
2008	Jennifer Martinez (DP), 1st team Autumn Champion (OF), 2nd team
2007	Wendy Allen (DP), 1st team
2006	Lauren Bauer (OF), 1st team Chrissy Gil (OF), 2nd team Nancy Evans (P), 1st team
2005	Leah O'Brien (1B), 1st team Nancy Evans (P), 1st team Julie Reitan (OF), 1st team Jenny Dalton (INF), 1st team Leah O'Brien (OF), 1st team
1996	Jenny Dalton (INF), 1st team
1995	Nancy Evans (P/DP), 2nd team Leah O'Brien (OF), 1st team Jenny Dalton (INF), 1st team
1994	Leah O'Brien (OF), 1st team Jenny Dalton (INF), 1st team

ACADEMIC DISTRICT VIII

2010	K'Lee Arredondo
2009	K'Lee Arredondo
2006	Autumn Champion
2004	Wendy Allen
1998	Nancy Evans
1997	Leah O'Brien
1996	Jenny Dalton, Julie Reitan
1995	Leah O'Brien, Jenny Dalton
1994	Leah O'Brien

USA SOFTBALL

2012	USA National Team – Jenae Leles
2011	USA National Team – Jenae Leles
2009	USA National Team – K'Lee Arredondo Brittany Lastrapes
2008	USA Olympic Team, Beijing – Silver Medalists Mike Candrea, Head Coach Jennie Finch Caitlin Lowe Lovie Jung
2007	USA National Team – Caitlin Lowe Mike Candrea, Head Coach
2006	USA National Team – Alicia Hollowell Caitlin Lowe Mike Candrea, Head Coach Junior National Pan America Qualifier Team K'Lee Arredondo
2006	World University Team – Callista Balko
2005	USA National Training Team – Alicia Hollowell Caitlin Lowe Mike Candrea, Head Coach
2005	USA National Team – Alicia Hollowell Caitlin Lowe Mike Candrea, Head Coach
2005	USA January Team Camp – Alicia Hollowell Caitlin Lowe Kristie Fox
2004	USA Olympic Team, Athens – Gold Medalists Leah O'Brien-Amico Lovie Jung Jennie Finch Nicole Giordano, alternate Mike Candrea, Head Coach World University Games – Alicia Hollowell Caitlin Lowe Kristie Fox
2004	Elite Team – Kristie Fox
2003	USA National Team – Leah O'Brien-Amico Jennie Finch Lovie Jung Nicole Giordano Mike Candrea, Head Coach Elite Team – Toni Mascarenas

2002	Mackenzie Vandergeest Alicia Hollowell USA National Team – Jennie Finch Lovie Jung Leah O'Brien-Amico Nicole Giordano Mike Candrea, Head Coach
2001	USA Summer Tours – Jennie Finch Amy Chellevoid Nicole Giordano Toni Mascarenas Lindsey Collins Lovie Jung Lauren Bauer Leah O'Brien-Amico Toni Mascarenas Mackenzie Vandergeest Mike Candrea, Head Coach USA Olympic Team, Sydney – Gold Medalist USA Summer Tours – Leah O'Brien Nancy Evans, qualifying Amy Chellevoid, qualifying World Championships, Japan – Leah O'Brien Amy Chellevoid
1998	U.S. Team Festival, Fort Worth – Nancy Evans Leah O'Brien Amy Chellevoid Susie Parra Lauren Bauer Nicole Giordano Jennie Finch
1997	Superball, Pan-Am Qualifier Nancy Evans, Pan-Am Qualifier Leah O'Brien
1997	U.S. Team camp – Alison Johnsen Leah Braatz-Cochrane Amy Chellevoid
1996	USA Olympic Team, Atlanta – Gold Medalist Leah O'Brien
1995	Pan-Am Games Susie Parra
1994	World Championships – Susie Parra Mike Candrea, coach Leah O'Brien, Pan-Am (qualifying) Jenny Dalton, Pan-Am (qualifying) International Cup – Susie Parra (P)

U.S. OLYMPIC FESTIVAL

1997	Leah O'Brien Nancy Evans Leah Braatz-Cochrane Alison Johnsen Susie Parra
1995	Amy Chellevoid Alison Johnsen Jenny Dalton Leah O'Brien Susie Parra Jenny Dalton Leah Braatz Nancy Evans Leah O'Brien Laura Espinoza Amy Chellevoid

HONORS AND AWARDS

Over the years, Arizona players have earned a staggering 90 NFCA All-America citations. Here's a look at positions played by Arizona's NFCA All-America selections. Though their positions cover only one position or at-large honor, many of UA's All-Americans were versatile players who at one time or another played all over the field. Leticia Pineda holds the versatility record –earning first-team All-America honors at three different positions in successive years – catcher, first base and third base (at-large) from 1996 to 1998. Nancy Evans earned the Honda Award as a pitcher in 1998, but played significant time at shortstop and five other positions during her career. She could have been a catcher, too, but her career coincided with four-time All-American Leah Braatz, who earned her stripes behind the plate.

In 2011, Brittany Lastrapes became just the sixth player in school history to be named an All-American four times. Her first-team selection was the third straight time she earned such a distinction; she was named to the third team her freshman year. Classmates Kenzie Fowler and Brigitte Del Ponte were selected to the second team. The award gave Fowler her second citation in as many years. A first time All-American, Del Ponte became the 50th All-American in Arizona history.

NCAA Division I softball has become one of the nation's top female showcase sports programs, with substantial television coverage and dramatically increased attendance and media notoriety.

While softball is a team game, it revolves around one-on-one situations – batter vs. pitcher, fielder vs. hitter, runner vs. catcher, etc., and gives individuals a chance to shine.

In nearly all cases the nation's decorated players come from programs with traditions rooted in success. With Arizona's eight national championships, 22 College World Series appearances and 10 Pac-10 championships, the Wildcats certainly qualify. Arizona's national and league championship teams each had role players, or clutch performers who saved their best for last – and they are not listed below. Their contributions remain no less valued than those listed below.

Pitcher: Debby Day (2; 1991-3rd, 1992-1st), Julie Jones (2; 1990-2nd, 1991-2nd), Susie Parra (3; 1992-2nd, 1993-1st, 1994-1st), Carrie Dolan (2; 1995-1st, 1996-2nd), Nancy Evans (2; 1997-1st, 1998-1st), Becky Lemke (1; 1999-3rd), Jennie Finch (3; 2000-1st, 2001-1st, 2002-1st), **Alicia Hollowell** (4; 2003-1st, 2004-1st, 2005-1st, 2006-2nd), Taryne Mowatt (1; 2007-2nd), Kenzie Fowler (2; 2010-1st, 2011-2nd)

Catcher: Jody Miller-Pruitt (2; 1992-1st, 1993-2nd), **Leah Braatz** (4; 1994-1st, 1995-1st, 1997-1st, 1998-1st), Leticia Pineda (3; 1996-1st, 1997-1st, 1998-1st), Lindsey Collins (1; 2000-3rd), Stacie Chambers (2; 2009-3rd, 2010-2nd)

First Base: **Amy Chellevoid** (4; 1992-3rd, 1993-2nd, 1994-1st, 1995-1st), Leneah Manuma (2; 2001-1st, 2002-1st), Laine Roth (1; 2008-3rd)

Second Base: Karen Fellenz (1; 1984-1st), Jenny Dalton (3; 1994-1st, 1995-1st, 1996-1st)

Shortstop: Julie Standerling (1; 1991-1st), Laura Espinoza (3; 1993-2nd, 1994-1st, 1995-1st), Lovie Jung (1; 2003-1st), Kristie Fox (2; 2005-1st, 2006-1st), K'Lee Arredondo (1; 2010-2nd)

Third Base: Nicki Dennis (1; 1990-2nd), Krista Gomez (1; 1996-2nd), Toni Mascarenas (3; 1998-1st, 2000-2nd, 2001-1st), Jenae Leles (1; 2009-3rd), Brigitte Del Ponte (1; 2011-2nd)

Left Field: Vivian Holm (1; 1990-1st), Alison McCutcheon (3; 1996-1st, 1997-1st, 1998-1st), **Lauren Bauer** (4; 1998-1st, 1999-3rd, 2000-2nd, 2001-1st), Brandi Shriver (1; 1996-2nd), Nicole Giordano (3; 1999-3rd, 2000-2nd, 2001-3rd), Autumn Champion (2; 2003-1st, 2004-1st), **Brittany Lastrapes** (4; 2008-3rd, 2009-1st, 2010-1st, 2011-1st)

Center Field: Jamie Heggen (2; 1992-2nd, 1993-1st), Leah O'Brien (3; 1994-1st, 1995-1st, 1997-1st), **Caitlin Lowe** (4; 2004-1st, 2005-1st, 2006-1st, 2007-1st)

Right Field: Courtney Fossatti (1; 2003-2nd)

Designated Player: Wendy Allen (1; 2004-1st)

2011

Brittany Lastrapes, 1st
Brigitte Del Ponte, 2nd
Kenzie Fowler, 2nd

2010

Brittany Lastrapes, 1st
Kenzie Fowler, 1st
Stacie Chambers, 2nd
K'Lee Arredondo, 2nd

2009

Brittany Lastrapes, 1st
Stacie Chambers, 3rd
Jenae Leles, 3rd

2008

Laine Roth, 3rd
Brittany Lastrapes, 3rd

2007

Caitlin Lowe, 1st
Taryne Mowatt, 2nd

2006

Caitlin Lowe, 1st
Kristie Fox, 1st
Alicia Hollowell, 2nd

2005

Caitlin Lowe, 1st
Kristie Fox, 1st
Alicia Hollowell, 2nd

2004

Alicia Hollowell (P), 1st
Caitlin Lowe, 1st
Autumn Champion, 1st
Wendy Allen, 1st

2003

Lovie Jung, 1st
Alicia Hollowell, 1st
Autumn Champion, 1st
Courtney Fossatti, 2nd

2002

Jennie Finch, 1st
Leneah Manuma, 1st

2001

Jennie Finch, 1st
Toni Mascarenas, 1st
Lauren Bauer, 1st
Leneah Manuma, 1st
Nicole Giordano, 3rd

2000

Jennie Finch, 1st
Toni Mascarenas, 2nd
Lauren Bauer, 2nd
Nicole Giordano, 2nd
Lindsey Collins, 3rd

1999

Lauren Bauer, 3rd
Nicole Giordano, 3rd
Becky Lemke, 3rd

1998

Nancy Evans, 1st
Leah Braatz, 1st
Alison McCutcheon, 1st
Leticia Pineda, 1st
Toni Mascarenas, 1st
Lauren Bauer, 1st

1997

Nancy Evans, 1st
Leah O'Brien, 1st
Alison McCutcheon, 1st
Leah Braatz, 1st
Leticia Pineda, 1st

1996

Jenny Dalton, 1st
Alison McCutcheon, 1st
Leticia Pineda, 1st
Krista Gomez, 2nd
Carrie Dolan, 2nd
Brandi Shriver, 2nd

1995

Leah Braatz, 1st
Amy Chellevoid, 1st
Jenny Dalton, 1st
Carrie Dolan, 1st
Laura Espinoza, 1st
Leah O'Brien, 1st

1994

Leah Braatz, 1st
Amy Chellevoid, 1st
Jenny Dalton, 1st
Laura Espinoza, 1st
Leah O'Brien, 1st
Susie Parra, 1st

1993

Amy Chellevoid, 2nd
Laura Espinoza, 2nd
Jamie Heggen, 1st
Susie Parra, 1st
Jody Pruitt, 2nd

1992

Amy Chellevoid, 3rd
Debby Day, 1st
Jamie Heggen, 2nd
Jody Miller-Pruitt, 1st
Susie Parra, 2nd

1991

Debby Day, 3rd
Julie Jones, 2nd
Julie Standerling, 1st

1990

Nicki Dennis, 2nd
Vivian Holm, 1st
Julie Jones, 2nd

1988

Teresa Cherry, 2nd

1984

Karen Fellenz, 1st

2014 ARIZONA SOFTBALL MEDIA GUIDE

Abrams, Candace	02-05	Dolan, Carrie	94-97	Knox, Pam	79	Rawson, Regina	79-82
Acevedo, Barbara	78	Doty, Andrea	94-96	Koebensky, Karen	87-88	Redondo, Stacy	90-93
Acton, Adrienne	05-08	Dougall, Jane	85-88	Koria, Lini	09-12	Reed, Robin	75
Acuna, Teresa Marie	99	Duarte, Susie	91-94	Kuchan, Patty	82-84	Reid, Nanci	75
Adreon, Tonja	76-77	Duran, Cyndi	07-08	Lady, Suzie	88-91	Reitan, Julie	95-97
Aguilar, Marcie	90-91	Dyke, Juanita	81-82	Langford, Kathy Jo	82-85	Ribellia, Lisha	00-03
Akamine, Sarah	07-10	Engel, Stacy (Iveson)	86-89	LaRose, Kathleen 'Rocky'	78-79	Rice, Lindsay	00
Allen, Wendy	03-04	Erb, Lauren	07	Lastrapes, Brittany	08-11	Richards, Marcia	75-76
Almhjell, Tracy	87-88	Espinoza, Laura	92-95	LAVINE, ALEX	11-13	Riha, Toni	79
Amado, Jeanette	85, 86-88	Evans, Nancy	94-95, 97-98	Leles, Jenae	06-09	Robinson, Lindsay	99-00
Anazaldua, Vicky	75, 77-78	Farhat, Tanya	96	Lemke, Becky	98-01	RODRIGUEZ, COURTNEY	13
Andrade, Allison	00-01	Farley, Crystal	02-05	Lievens, Heidi	85-88	Rodriguez, Danielle	06-08
Arredondo, K'Lee	07-10	Fellenz, Karen	83-85	Lim, Dana	76	RODRIGUEZ, KELSEY	13
Arriola, Kristen	09-12	Finch, Jennie	99-02	Loeper, Liz	76-77	Rosas, Renee	90-92
Avery, Star	75	Finnerty, Meaghan	02	Longanecker, Jo	79-82	Rosenbery, Kathi	79-80
BABCOCK, SHELBY	11-13	FOWLER, KENZIE	10-12	Lopez, Gloria	76-77	Roth, Laine	06-09
Balko, Callista	05-08	Fossatti, Courtney	02-03, 05	Lowe, Caitlin	04-07	Rundquist, Julie	80
Banister, Sam	06-09	Foster, Betsy	75	McBride, Mickie	87	Salcido, Stephanie	89-92
Banks, Alicia	09-11	Fox, Kristie	04-07	McCutcheon, Alison (Johnsen)	95-98	SANDSTEDT, GABBIE	13
Barash, Nan	80	Gallego, Norma	75-76	McDowell, Paige	84-87	Schade, Debbie	78
Baray, Amy	99	Garcia, Barbara	78-81	McKinny, Tammy	87-88	Scheller, Ginnie	87-90
Bauer, Lauren	98-01	Gault, Julie	75, 77	Malina, Jill	06-09	Schultz, Shelly	03-05
Bautista, Lisa	86-89	Gauthier, Kristin	88-91	Manuma, Leneah	01-02	Schutzler, Lauren	08-11
Bernstein, Lisa	83-86	Gil, Christine	97-00	Martinez, Jennifer A.	09	Shriver, Brandi	94-97
Boodry, Krista	85-86	Giocondo, Kathy	79-82	Martinez, Jennifer R.	92	Sisk, Lindsey	08-09
Bomberger, Heidi	96	Giordano, Nicole	98-01	Martinez, Jennifer M.	04-05	Sloan, Susan	76-79
Boutin, Trish	85-86	Gladding, Jenny	01-02	Martinez, Michelle	93-94	Spigner, Jessica	12
BOWLING, NANCY	13	Glasser, Candy	86	Mascarenas, Toni	98-01	Springborn, Ann	83
Braatz, Leah	94-95, 97-98	Gomez, Krista	93-96	Masi, Gail	75	Standerling, Julie	88-91
Brawley, Ashlee	11	Gonzales, Rachel	82-84, 86	McNamara, Jessica	08	Stedman, Catherine	90
Bryan, Nicole	11-12	Gonzalez, Corinna	08-09	Meek, Mary	79	Stock, Chris	80
Buchanan, Karissa	09-12	GOODACRE, CHELSEA	12-13	Mesa, Chelsie	06-07	Stone, Pam	82-84
Butler, Deanna	80	Guise, Lisa	90-93	(Miller) Pruitt, Jody	90-93	SUITOS, CHELSEA	12-13
Buxton, Sarah	78	Haack, Matte	10-11	Miramontes, Sandy	82-84	Swan, Katherine	97-00
Cardinal, Barbara	81	Hagen, Carrie	02	Monge, Mandy	09	Taylor, Cathy	75-76
Carson, Peggy	77	Haggerty, Terry	76-79	Moran, Cindy	83	Taylor, Darcy	13
Cassidy, Mary	79-82	Halbwachs, Heidi	88-89	Mowatt, Taryne	05-08	Tikey, Becca	10-11
Castillo, Tera	91	Hammer, Susan	86-87	Mullins, Lindsay	97	Tinsley, Shannon	10-11
Cawley, Gail	81-82	Hancock, Jayne	79-80	Nelson, Kelly	06	Tyndall, Dottie	78
Celey, Tammy	76-79	Hanson, Erika	98-01	Nelson, Robin	85	Vandergeest, Mackenzie	01-04
Chambers, Stacie	08-11	Harrell, Kay	75-76	Nix, Courtney	04-05	VanOver, Leslie	88
Champion, Autumn	03-06	Harris, Landa	83-84	Nobley, Sheryl	81-82	Von Liechtenstein, Allyson	02-05
Chellefold, Amy	92-95	Hejduk, Tiana	96-98	Nuckolls, Debbie	80	Welchert, Janice	75
Cherry, Teresa	85-88	Heggen, Jamie	91-93	O'Brien, Leah	93-95, 97	Wheat, Jamie	84, 86-88
Churnock, Michelle	96-99	Hicks, Kathleen	78	Odom, Lisa	07	Willis, Felecity	98-99
Coburn, Jaclyn	02-05	Hirons, Denise	81	Ogg, Margret	80	Wilson, Betsy	04
Collins, Lindsey	98-01	Hoffman, Samantha	07	Overs, Julie	85-86	WILSON, HALLIE	12-13
Colvin, Amanda	92	Hollingsworth, Annalyn	04	Overstreet, Glenna	81	Winkleplek, Julie	79, 81
Conner, Eillen	77	Hollowell, Alicia	03-06	Palomarez, Erin	03-04	Wolfe, Leslie	03-06
Cookson, Janis	81-84	Holm, Vivian	87-90	Parra, Susie	91-94	YOUNG, LAUREN	13
Corrao, Barbara	81	Husk, Laura Jo	75-76	Pendley, Shelby	12	Zepeda, Valerie	92-94
Dalton, Jenny	93-96	Jackson, Sherry	75-76	Peters, Gail	81-82	Zingaro, Denise	85, 87
Davenport, Gail	76-79	Johnson, Jean	82-83	PEREZ, MANDIE	13		
Davis, Sam	12	Jones, Julie	89-91	Pineda, Leticia	95-98		
Day, Debby	91-92	Juarez, Doreen	89-90	PIÑON, ESTELA	13		
Del Ponte, Brigitte	10-13	Jung, Lovieanne	02-03	Pitt, Lisa	96-97		
Demeter, Teresa	98-01	Kemp, Victoria	08-11	Pricer, Meghann	98-99		
Dennis, Nicki	89-90	Kempkes, Sheryl	83-86	Quintero, Samantha	04		
DeSanta Valerie	80	King, Robin	78	Quiroz, Rebekah	02		
Dinota, Dee	81-84	Kirker, Baillie	10-12	Ralston-Alvarez, Ashley	10		

Already one of the premier venues in college softball, Rita Hillenbrand Memorial Stadium seems to get better every year. In the last four years alone, Hillenbrand has drawn 281,383 fans over 117 dates, shaking out to 2,405 fans per game. In 2011, 77,129 fans turned turnstiles at the stadium, setting an NCAA record.

In the last few years the Wildcats have made a number of changes to this Mecca of softball. In 2010, Arizona added a new padded outfield wall – the first of its kind in the stadium's 20-year history. The wall is festooned with the accomplishments of teams and players past, and will provide some literal and figurative comfort to outfielders in pursuit of a fly ball.

Fall 2008 saw the stadium install an outfield warning track for the first time ever, along with a new weather-resistant infield surface that keeps the playing field game-ready more than three-quarters of the year.

In 2006, UA debuted a state-of-the-art videoboard and new scoreboard beyond the right field fence. In between innings, the Wildcat faithful enjoy highlights from years past and present, as well as music videos. During the game, Arizona's batters have personalized video introductions, and movie clips provide entertainment during breaks in the action.

Also in 2006, covered batting cages were erected to allow UA to work on hitting in any weather conditions. Adjacent to the batting cages, permanent bleachers were installed to expand Hillenbrand Stadium's capacity to 2,956 and offer a majestic view of Tucson's desert sunsets.

In addition to UA's recently-erected team room, an umpire's room and training room were constructed for the 2007 campaign. Ultimately, head coach Mike Candrea says that the main theme for the clubhouse is to celebrate Arizona's tradition.

"Our goal in constructing the team room is to capture the history of Arizona softball," Candrea says. "It will allow us to remember the past and remind our student-athletes of the heritage they share."

Whether they come out to the tune of 3,541 for an exhibition pitting Team USA against Arizona, or for a Wildcats' regular-season game, the Arizona fans have proved themselves as some of the best in the country.

In 2012, the stadium's all-time attendance reached 700,000 fans. Since 2000, UA has drawn at least 32,000 fans each year, a figure that has risen into the 40,000s four times, the 50,000 plateau twice and in 2011, nearly 80,000 fans entered the stadium's gates.

One reason for the stadium's appeal obviously is the Cats' typical home success - victories. UA has played to a 583-69 record at home. That's 90 victories in every 100 games. In 2002, UCLA snapped a remarkable 70-game home field winning streak the Cats had built, which remains the national record.

That fan support underscores the attraction of UA softball and its home field, named in honor of the late Rita Hillenbrand, sister of the late Wildcat benefactor William G. Hillenbrand and his wife, Doby (Delores D.). The couple financed the stadium and initial landscaping project, and the Hillenbrand family has continued to contribute funds to support Arizona softball and Wildcat athletics.

The family has provided tremendous support for a number of UA athletic programs through gifts to develop and support the UA's aquatic center, the baseball stadium and Arizona's football program. Another focal point in daily Wildcat athletics is the John W. Hillenbrand Meeting Center, named in memory of Bill's late father. That facility gave the athletics department a main auditorium, a half dozen classrooms and meeting rooms, and various office spaces used for the athletics department's mentoring programs and its Commitment to Athletes' Total Success (C.A.T.S.) program.

The NCAA has found the facility to be a quality site for postseason play as well, with The University of Arizona playing host to NCAA Regionals in 17 of the stadium's 20 years of existence. Regional (FSN) and national (ESPN, CSTV) television networks have also found the Wildcats and the stadium to be attractive to their audiences for a number of broadcasts since the facility was built for the 1993 season, including over 30 nationally televised contests in the last eight years. All games attract a solid contingent of fans, area television and print reporters.

Hillenbrand Stadium and its success in helping bring Division I collegiate softball into increased national focus made it a national model in the early 1990s for dynamic softball programs. As on-campus college softball facilities go, it had elite status for several years until it engendered considerable copying. Today, major universities around the country are putting their teams in facilities with style and substance.

But Hillenbrand maintains one special feature, which makes it second to none — the infield, outfield and foul territories provide a top playing surface. Tucson's climate and round-the-year maintenance keep the facility in game-ready condition more than 300 days per year. Aside from the .900 home winning percentage, Arizona and visiting teams alike enjoy the facility for its playing surface. In 2004 and again in 2008, the infield was rebuilt with new clay and soil composition.

The University of Arizona softball program moved into the facility for the 1993 season and went out and proved it

was equal to the trappings by winning consecutive NCAA championships and leading the nation in attendance in 1994 and 1995. UA added another back-to-back NCAA title splurge in 1996 and 1997, a sixth title in 2001, and the most recent back-to-back championships in 2006 and 2007. The outfield wall is festooned with those and other championship banners. UA also has won 10 Pac-10 titles since moving into Hillenbrand Stadium. The Cats also led the nation in attendance for three years from 2000-2002. Arizona has led the nation in attendance four of the past eight seasons.

ARIZONA IN HILLEBRAND STADIUM

Seasons:	20
Overall:	583-69 (.894)
Pac-10/12 Games:	206-53 (.795)
NCAA Regionals:	57-5 (.919)
Top Winning Streaks:	70 games, May 5, 2000 - April 6, 2002
	45 games, May 3, 1996 to March 6, 1998
	29 games, 1995-96
	28 games, 1993-94
	26 games, 1994-95

YEARLY ATTENDANCE

1993	8,808	12 dates	734 average
1994	21,057	16 dates	1,316 average**
1995	25,261	17 dates	1,486 average**
1996	20,748	15 dates	1,383 average
1997	22,294	14 dates	1,592 average
1998	28,651	20 dates	1,433 average
1999	28,189	21 dates	1,342 average
2000	34,581	26 dates	1,330 average**
2001	46,499	28 dates	1,661 average**
2002	49,140	28 dates	1,775 average**
2003	35,711	23 dates	1,553 average
2004	32,273	25 dates	1,291 average
2005	32,811	24 dates	1,367 average
2006	33,594	26 dates	1,292 average**
2007	44,487	28 dates	1,588 average**
2008	39,435	21 dates	1,877 average
2009	44,249	18 dates	2,458 average**
2010	57,868	23 dates	2,516 average**
2011	77,129*	30 dates	2,570 average
2012	55,882	24 dates	2,328 average
2013	46,255	21 dates	2,202 average

*NCAA record

**led nation in average

TOP 30 CROWDS IN HILLENBRAND HISTORY

1.	3,541	3-26-04, USA National Team
2.	3,227	5-9-03, UCLA
3.	3,161	4-7-02, UCLA
4.	3,004	5-11-01, UCLA
5.	2,987	4-30-02, Arizona State
6.	2,896	5-29-10, Brigham Young (NCAA)
7.	2,895	4-18-09, California
8.	2,890	3-29-96, UCLA
9.	2,854	3-5-11, Minnesota & Idaho State (DH)
10.	2,844	4-26-08, Oregon State
11.	2,817	3-9-11, Creighton
12.	2,811	4-19-03, Arizona State
13.	2,804	4-24-09, UCLA
14.	2,801	4-19-09, California
15.	2,794	5-14-10, UCLA
16.	2,794	4-10-09, Arizona State
17.	2,789	3-12-11, Baylor
	2,789	3-13-11, Baylor
19.	2,778	4-22-11, Arizona State
20.	2,775	4-24-10, Oregon State
21.	2,773	4-5-02, Washington
22.	2,751	3-4-01, Oklahoma
23.	2,748	3-14-10, Minnesota
	2,748	4-17-10, Stanford
25.	2,746	5-7-99, UCLA
26.	2,739	5-4-02, Stanford
27.	2,738	5-20-11, Harvard (NCAA)
28.	2,737	3-17-95, UCLA
29.	2,732	5-4-13, Arizona State
30.	2,730	4-16-11, Washington

Stadium Debut: 1,272 crowd, Feb.13, 1993, vs. Texas San Antonio

TUCSON, ARIZONA

Situated in the heart of Southern Arizona, Tucson is a city of contrast and diversity, from the desert valley of world-famous saguaro cacti to 9,000-foot alpine forests. The city is bountiful in its geographic, cultural and business assets. The population of the greater Tucson area is just under one million.

On any of the 350 days of sunshine per year, the Santa Rita Mountains can be seen some 65 miles to the south, a ridge-line near the Arizona-Mexico border. Nearby Mt. Lemmon, the southernmost ski resort in the United States, affords winter activities on the same day as a golf game or any of myriad recreational opportunities in the area.

The city lies in the Sonoran Desert, which boasts a wide range of wildlife and vegetation. Saguaro National Monument and its world-famous display of giant saguaros, highlights the unique beauty of the area. Tucson is a four-hour drive from Mexico's Gulf of California beaches, 70 miles from Mexico and within hours' drives from several major international bird-watching areas. World-class astronomy facilities on four nearby mountain ranges also attract visitors and specialists alike.

Its first Native American inhabitants and the earliest Spanish settlers to the area have left marks on Tucson. Native American, Mexican and American Southwest influences are prevalent throughout the city. The Mission of San Xavier del Bac, located on the outskirts of town, is one of the original missions built by the Spanish missionaries. Continuously settled for more than 12,000 years – the oldest such settlement in the United State -- Tucson has grown from a small Native American village into one of the Southwestern growth cities of the 21st century. It is one of the premier astronomy and optics centers in the world, an important health services center and home to a renowned research institution in the University of Arizona. Phoenix is a two-hour drive to the north and is home to NBA, NFL, NHL and Major League Baseball franchises.

UNIVERSITY OF ARIZONA

Born on 40 acres of land donated by two roughnecks and funded by a \$25,000 consolation prize in Tucson's competition for the Territorial capital, the University of Arizona rose from the desert floor of the true old West. Nobody wanted it, and fewer believed it would last. Fortunately, they were wrong, and the bet laid down by saloon-keeper E.B. Gifford, and gamblers Ben C. Parker and W.S. Read on Nov. 27, 1886, has paid off into one of the finest research institutions in the world.

When the first 32 students arrived at the only building on campus in 1891, they began a tradition that has now entered its third century.

That building, Old Main, remains as witness to the University's growth from outpost into a 450-acre Research I institution with nearly 200 buildings, more than 38,000 students, and a faculty and staff of 12,000.

Arizona's first university is the largest employer in Pima County and the fourth-largest in Arizona with a payroll of half a billion

dollars. The UA offers more than 325 degree fields in a dozen different colleges and another similar group of specialized schools.

Today, the University of Arizona is one of the top 20 research universities in the nation and has played a part in ground-breaking projects ranging from the exploration of Mars to the development of new cancer treatments and pioneering breakthroughs in heart transplantation. UA's observational, theoretical and space astronomy programs have been ranked atop others in the country by the National Science Foundation (NSF) and recent other rankings placed 17 of the school's graduate programs among the top 20 in the nation. In addition, the Nobel Prize, three Pulitzer Prizes and the National Medal of Science have been bestowed upon Arizona educators.

Not to be forgotten, the University's undergraduate programs continue to flourish. The NSF considers Arizona to be one of the 10 universities that best integrates teaching and research for undergraduates. The NASA-funded space grant program pays undergraduates to work in laboratories alongside faculty, and the Undergraduate Biology Research Program includes 43 departments, involves 200 faculty sponsors and funds more than 100 undergraduate researchers each summer. The Eller College of Management and the McGuire Center for Entrepreneurship are rated in the global top 10 by Finance Times. The University was named in an Elite 50 list of institutions for academically-minded athletes last year.

UA's top-notch programs develop top-name graduates who have continued on to success in their respective fields. The UA boasts a laundry list of graduates who have significantly impacted society. From the late U.S. Congressman Morris K. Udall to Joan Ganz Cooney, founder of the Children's Television Workshop, to Emmy Award winning actor/comedian Garry Shandling, UA graduates have made their mark on the world. Other notable ex-Wildcats include film and television producer Jerry Bruckheimer, singer Linda Ronstadt, baseball manager Terry Francona, baseball owner Arte Moreno, the late astronaut Richard Scobee, television fitness personality Denise Austin, noted horse trainers Bob Baffert and Todd Pletcher, brewery CE) August Busch III, former Boston Globe publisher Richard Gilman, and noted national sports broadcasters Steve Kerr, Dan Hicks, Tom Tolbert, Tedy Bruschi and Sean Elliott.

The UA plays host to the world, with students representing all 50 states and 130 countries. A large portion of the student body consists of minority students and the campus is located in one of the most diverse locations in the country, with the influence of Native American and Hispanic cultures evident throughout the Tucson community. The University of Arizona is in its third century of service with a continued commitment to providing support to its undergraduate population, while its world-renown research enterprises keep it on the cutting edge in the expanding global economy.

This commitment to excellence ensures that the University of Arizona will continue to grow from its auspicious beginnings as a single-building outpost in the desert into a world-class center for knowledge and research well into the next century.

UNIVERSITY PRESIDENT ANN WEAVER HART



Ann Weaver Hart came to the University of Arizona from Temple University, where she served as president from July 2006 until she assumed the presidency of the UA in July 2012. Before then she served as president of the University of New Hampshire and provost and vice president for Academic Affairs at Claremont Graduate University, in Claremont, Calif. At the University of Utah, she served as professor of educational leadership, dean of the Graduate School and special assistant to the president.

Dr. Hart received a bachelor of science in history, a master of arts in history and a doctorate in educational administration, all from the University of Utah. Her research interests include leadership succession and development, work redesign and organizational behavior in educational organizations, and academic freedom. She has published more than 85 articles and book chapters, plus five books and edited volumes.

Dr. Hart is a member of the Board of Directors of the Association of Public and Land-Grant Universities and APLU's Commission on International Programs, which she previously chaired. She previously served on the executive committee of the Board of Directors of the Greater Philadelphia Chamber of Commerce, the boards of Philadelphia's Kimmel Center for the Performing Arts and the Philadelphia African American Museum.

Among the professional and community service awards that Dr. Hart has received are the Jack Culbertson Award in Educational Administration from the University Council for Educational Administration; the Outstanding Professional Award from the Business and Professional Women's Foundation; the PoWeR Award from the Professional Women's Roundtable; the 2009 Champion of Diversity and Access Award from the Urban STEM Strategy Group; and the Outstanding Community Service Award from the Network for Teaching Entrepreneurship.

DIRECTOR OF ATHLETICS GREG BYRNE



Greg Byrne was named Arizona's 11th Director of Athletics in March 2010 and officially assumed the reins on May 3, 2010. In his short time with Arizona, Byrne has led the charge on new fundraising initiatives and member expansion for the Wildcat Club. Under his leadership, the Wildcats have seen construction completed on a new men's basketball lockerroom, implementation of a new video board for the south end zone of Arizona Stadium and the beginning stages of a north end zone football facility.

Prior to coming to Arizona, Byrne was Mississippi State University's Director of Athletics, where he was the youngest top current athletic administrator in the Southeastern Conference and the youngest to lead an athletic program at the NCAA Division I-A level. He started out his career at MSU in June 2006 as Associate Athletic Director for External Affairs.

He has been around successful athletic programs, and the director's chair, literally all his life. He is the son of long-time athletic administrator Bill Byrne, currently the Director of Athletics at Texas A&M University.

Byrne, however, has made a name for himself in intercollegiate athletics. He had 15 years of professional experience prior to assuming the AD's position, a resume that shows progressive growth in both responsibility and achievement. He has been directly involved in raising over \$160 million in gifts during his career in athletics.

A native of Pocatello, Idaho, Byrne earned his bachelor's degree in 1994 and his master's degree from Mississippi State in 2009. Byrne is married to the former Regina Misa of Junction City, Ore., and the couple has two sons, Nick and Davis.

(email: uofaad@arizona.edu; twitter.com/Greg_Byrne; facebook.com/GregByrneAD)